

Temperature Gauge Menu and Settings Summary







Menu button cycles through the gauge settings screens.



Settings button increases a setting. Press and hold to rapidly increase a setting. The setting value will only increase until it reaches the maximum value and then loop back to the lowest value where it will begin to increase with every press of the button.

Press the Menu or Settings button to silence an audible alarm.

	<p>1) SET THE HIGHEST SAFE ENGINE TEMPERATURE</p> <p>Press and release the Menu button.</p> <p>Press the Settings button to adjust the highest SAFE engine temperature. Range 0°C to 125°C (257°F).</p>
	<p>2) SET ENGINE MAXIMUM ALARM TEMPERATURE</p> <p>Press and release the Menu button again.</p> <p>Press the Settings button to adjust the engine MAXIMUM alarm temperature. The range will be from SAFE to 125°C (257°F).</p>
	<p>3) SET HIGHEST SAFE TRANSMISSION TEMPERATURE</p> <p>Press and release the Menu button again.</p> <p>Press the Settings button to adjust the highest SAFE transmission temperature. Range 0°C to 125°C (257°F).</p>
	<p>4) SET TRANSMISSION MAXIMUM ALARM TEMPERATURE</p> <p>Press and release the Menu button again.</p> <p>Press the Settings button to adjust the transmission MAXIMUM alarm temperature. The range will be from SAFE to 125°C (257°F).</p>

	<p>5) SET SCREEN BRIGHTNESS</p> <p>Press and release the Menu button again.</p> <p>Press the Settings button to adjust the screen brightness.</p>
	<p>6) TURN AUDIBLE ALARM ON/OFF</p> <p>Press and release Menu button again.</p> <p>Press the Settings button to turn the audible alarm on or off.</p> <p>NOTE: If the audible alarm is turned off, there will be no audible warning of engine or transmission temperature alarms. Please remember to keep the audible alarm setting on whenever you drive.</p>
	<p>6) SAVE SETTINGS AND RETURN TO MONITORING MODE</p> <p>Press and release the Menu button again.</p> <p>The gauge will also revert to the normal monitoring mode (temperatures and coolant level display) after approximately 30 seconds of no Menu or Settings button activity.</p>
	<p>7) DISPLAY HIGHEST ENGINE AND TRANSMISSION TEMPERATURES</p> <p>Press the Settings button while the gauge is in monitoring mode to toggle off/on the display of the highest engine and transmission temperatures reached since the gauge was powered on. The display is colour coded safe, warning or maximum.</p> <p>It can be useful to check the highest temperatures reached during normal operation as a guide to setting the SAFE and MAXIMUM levels.</p>



To restore the gauge to factory default settings - Press and hold the Settings button while the gauge is being powered on.



To toggle between Celsius and Fahrenheit temperature standards and restore the gauge to factory default settings hold down both the Menu and the Settings buttons while the gauge is being powered on.