


ZLINE

ATTAINABLE LUXURY[®]



Installation Manual

HIGH GRATE REVERSIBLE CAST IRON GRIDDLE

www.zlinekitchen.com



ZLINE Kitchen and Bath provides Attainable Luxury, where the kitchen and bath of your dreams is never out of reach. Through our unique designs and unparalleled quality, we're dedicated to providing you an elevated experience in the heart of your home. With an endless selection of features and finishes, our inspiration is your reality.

ZLINE
ATTAINABLE LUXURY®



ZLINE is fueled by a passion for innovation; A relentless pursuit of bringing the highest end luxury designs and professional features into everyone's homes. Because we continually strive to improve our products, we may change specifications and designs without prior notice.


⚠ WARNING: This product can expose you to chemicals including nickel, which is known to the State of California to cause cancer. For more information, go to www.P65Warnings.ca.gov.

INSTALLATION

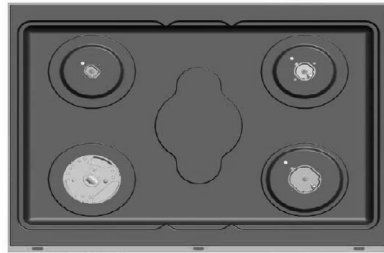
Compatible with 24", 30", 36", 48", and 60" ranges.

Follow placement rules in order to ensure best performance. Placement over unapproved spots may lead to injury or damages, which ZLINE is not responsible for. The High Grate Reversible Cast Iron Griddle **cannot go over the fish burner**.

24"




30"




36"



48"



60"



INSTALLATION

Place griddle on grate, lining up the notches with the grates. Make sure it is sitting properly and not sliding.



Griddle will fit properly on ZLINE Range and Range Top high grates



DO NOT use Griddle on ZLINE low grates or non-ZLINE grate systems



DO NOT place griddle directly above burner without proper grates

OPERATION



WARNING

Care should be taken when moving the griddle, especially after use, as the surface may still be hot.

Grease and oils collected from cooking may spill when moving the griddle.

Allow the griddle to fully cool to the touch before removing it for cleaning.

CLEANING AND MAINTENANCE

The ZLINE High Grate Reversible Cast Iron Griddle (HG-GRZ-NS) comes **pre-seasoned** for your convenience. Regular seasoning is recommended for the best use.

When you are finished cooking, clean your cast iron thoroughly of food particles, and lightly coat the griddle to re-season it with your choice of high-grade cooking oil. Make sure the cast iron is dry when you are finished.

Avoid use of anything abrasive, as doing so will remove seasoning and may damage the griddle.

Avoid use of soap and water, as this may cause rust or discoloration to the griddle, and affect the seasoning.

Use gentle utensils, like wood, silicone or rubber to protect the seasoning of the griddle.

Do not put the griddle in the dishwasher, as this will ruin the griddle.



SERVICE

For warranty service, please contact our Customer Service team at 1-614-777-5004 or visit www.zlinekitchen.com/contact to utilize our online Customer Experience Portal.

2.1.0

www.zlinekitchen.com

1-614-777-5004

contact@zlinekitchen.com

ZLINE
ATTAINABLE LUXURY®