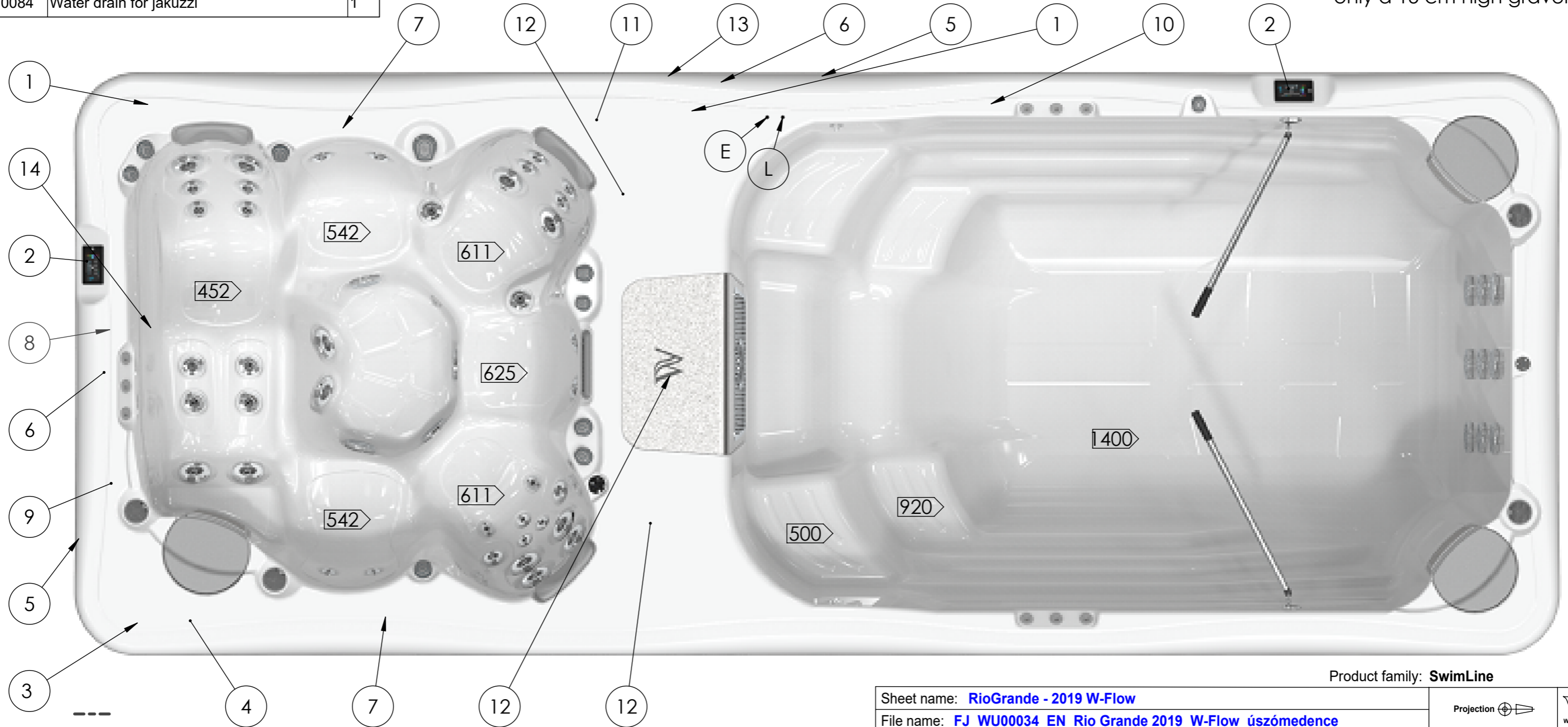
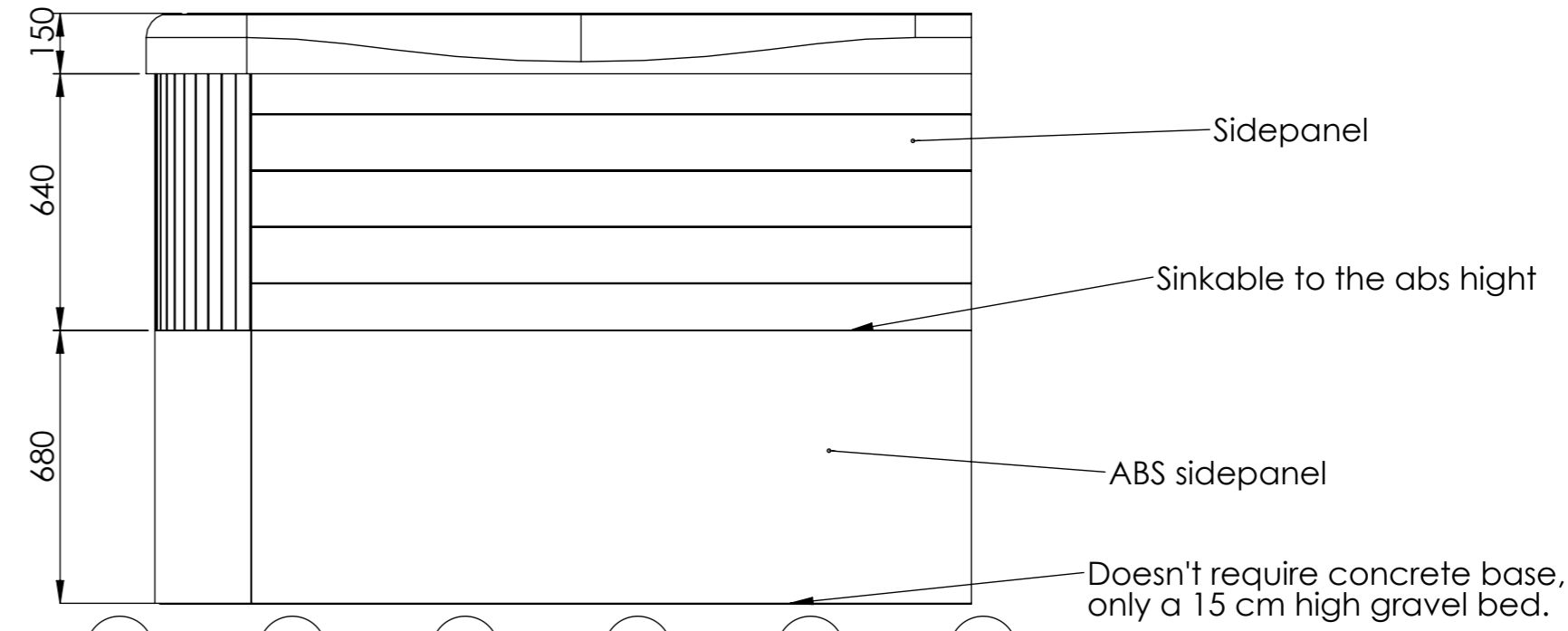


Part No.	Item No.	Descriptions	Qty
1	ACM0838	UV-C set v2	2
2	ACM0768	K1001Controlpanel	2
3	ACM0769	IN.STREAM-2	1
4	ACM0849	Subwoofer 288W	1
5	ACM0868	IN.Touch - 2 Gecko Wifi	2
6	ACM0802	Led control box	2
7	ACM0734	Hydro pump 60 Hz 2200W	2
8	ACM0902	Circulation pump WTC50M 0.33 LE 250W	1
9	ACM0854	Control box IN.YE-3	1
	ACM0926	Heater 4KW	2
10	ACM0956	Control box IN.Yt-8	1
11	ACM0834	Circulation pump for Swim Spa PCF100	1
12	ACM0955	W-flow pump 2 spd. 3 LE	3
13	ACM0881	IN.Grid for heat pump	1
14	AKU0084	Water drain for jakuzzi	1

AJ00214	2" Jet	5
AJ00217	3" Jet	22
AJ00219	5" Jet	13



You must install a 30mA Residual-current device (RCD).

Electrical need: Spa : 240V-38A-60Hz
Swim :240V-53-60Hz

flow rate liter/min: 1880 / 3750	Dimension SPA: 2350x6000x1470 mm	El. nds: 240 V - 88A - 60Hz	Product family: SwimLine
1 person ~75 kg	Weight of the SPA: 1305 kg	Control box: GECKO YT8 + IN.K1000-4KW + GECKO IN.YE-3 + IN.K1000 4KW	Projection
Water disp.: 525 kg	Rim height: 150 mm	Approved by: Losteiner Sándor	Wellis Magyarország Zrt.
Minimum water: 6615 liter	Created: 2020. 04. 20.	Drawer: losteiner.sandor - 2020. 04. 20. 15:39:55	Pr. No: P-00133 Fe. No: F-0000069
			Number: WU00034
			A3 M 1:17 page 1 / 3

Installation instruction

Residual-Current Device (RCD) having a rated operating residual-current not exceeding 30 mA is must

The stated dimensions are for reference only. The actual dimension may be different from the specified

L: Drain diameter: 50 mm

E: 3 m cable is required for the electrical connection through the spa skirt.

Attention

The hot tube will be installed only if the electrical contractor makes declaration of the installation of Residual-Current Device and proper fuses

Initial installation

The installation or making any repair are allowed only for properly skilled person.

Disconnecting device has to be installed when the spa is directly connected to the electricity networks.


1. Site preparation

a. Indoor / Basement installation

If you place your spa indoors, be aware of some special requirements: Water may accumulate around the spa, so the flooring material must have a proper runoff to avoid accumulation of water. When building a new room for the spa, constructing a floor drain is required, or damages may occur due to overflow, overfilling, or technical failure. Our company does not take responsibility for any damage in absence of floor drainage. Humidity will naturally increase in the room where the spa is located and the evaporated water condenses. For this reason ensure that the area has proper ventilation. We recommend installing a dehumidifier in the room.

b. Outdoor and patio installation

A solid horizontal foundation is necessary for installation of the spa. We advise using a reinforced concrete foundation at least 10-15cm thick. Ensure that your deck or foundation will support your spa. You must know the maximal load capacity of the foundation. Consult a qualified building contractor or structural engineer. To find out the weight of your spa, its contents and occupants please refer to the spa specification chart. This weight must not exceed the structure's rated capacity per square meter, otherwise serious structural damages could result. If you install the spa outdoors, we recommend a reinforced horizontal concrete pad at least 10-15cm thick.



Install floor drains around your spa to lead water away even in heavy rain. When constructing the water drain it is advised to form a 10-15cm deep sloping ditch around the spa which directs water to the drain. Water from the drain must be directed to the canal or a drainage with enough capacity.

Warning: Do not expose the spa to direct sunlight (not even empty) without proper coverage. The insulated spa cover preserves the water temperature and provides protection from sunlight and rain. When exposed to sunshine for a longer period it may damage the surface of the spa and the spa equipment. Acrylic rapidly absorbs heat from sun rays, thus reaches a very high surface temperature which may damage the spa. In case of sealed design, if the spa was placed between glass structures, prevent the sun rays from reaching the spa directly through the glass as the temperature may get too high.

c. In-Ground / Sunken Spa

In case of sinking the spa into the ground you must make sufficient space for walking around the spa. For completion of maintenance works a minimum of 60cm wide inspection pit must be built around the spa.

The inspection pit's bottom must be under the bearing point of the spa so that water can flow into the pit in case of water leakage. A floor drain or sump pump should be used at the bottom of the pit to ensure continual water drainage.

In case of sinking the spa only the portion below the spa's acrylic edge can be sunk. The air of the inspection pit steams up. To prevent unpleasant odors proper ventilation must be provided (e.g. installing ventilators). The costs of pulling the spa out of the ground are borne by the user. If the aforementioned conditions are not present, setting up the spa may fail.

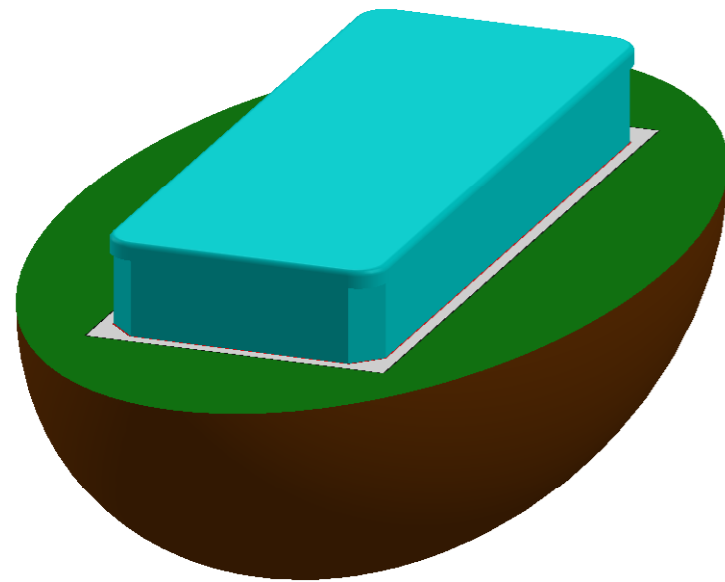
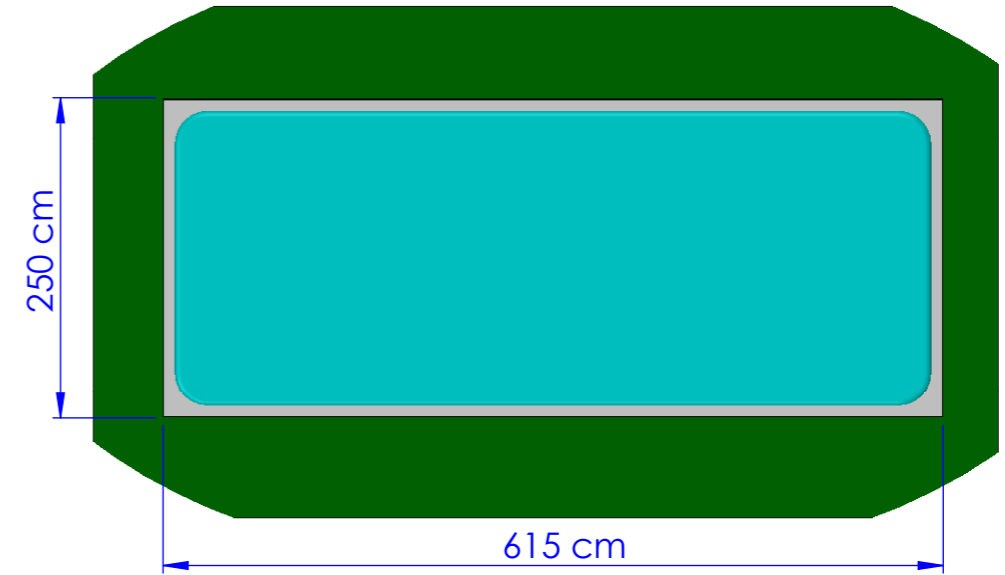
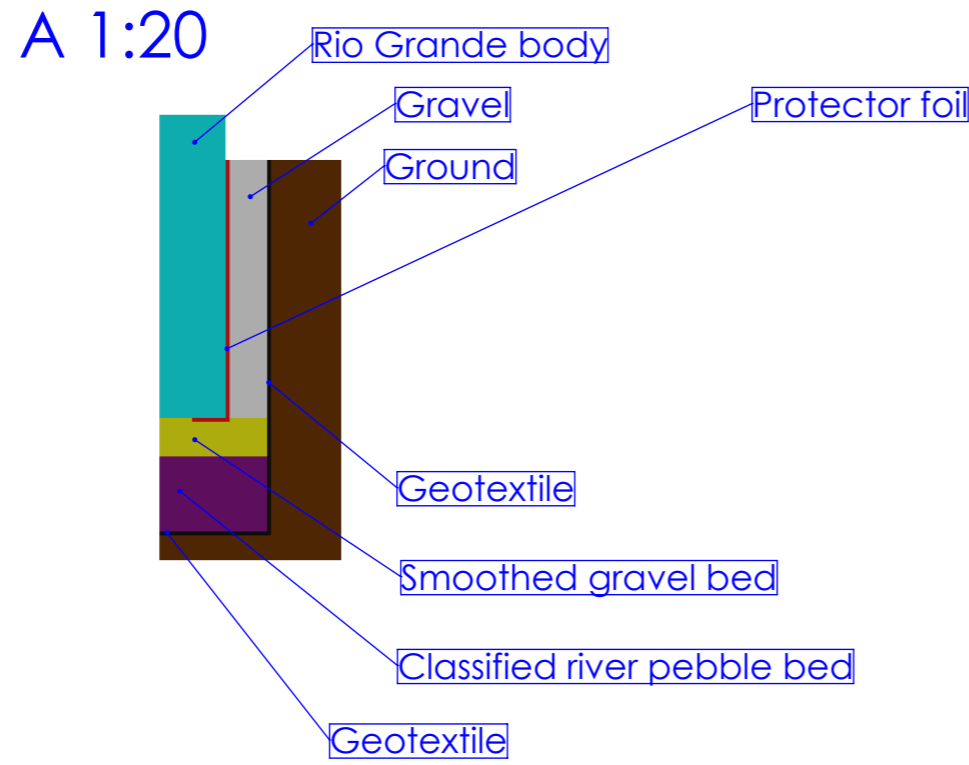
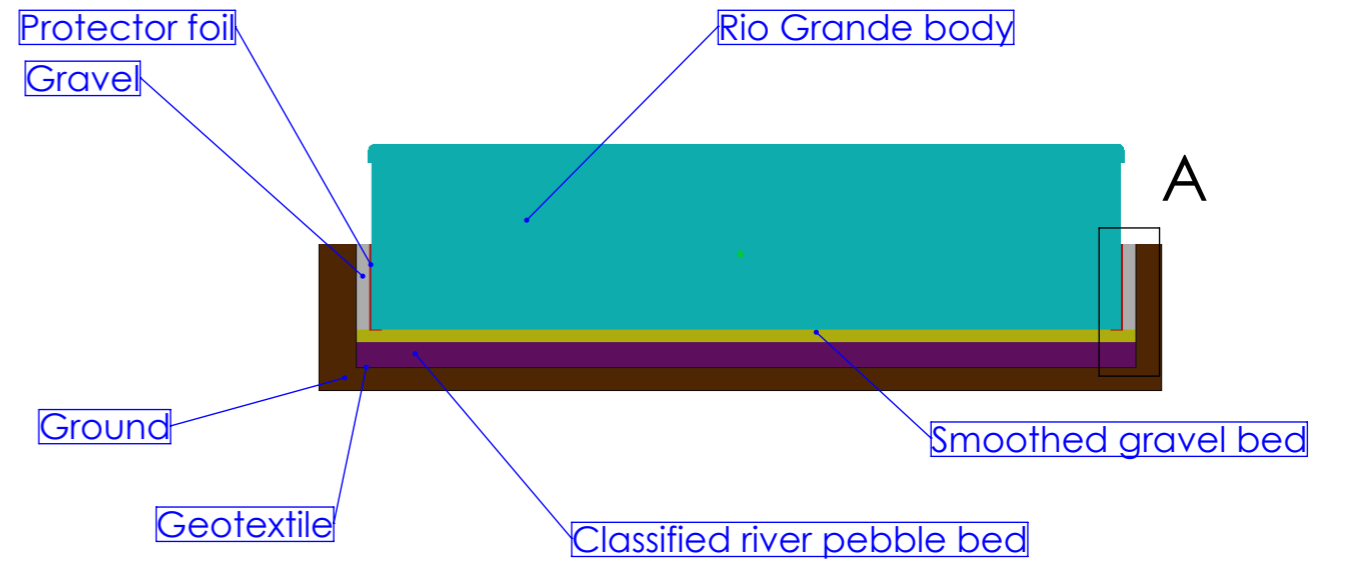
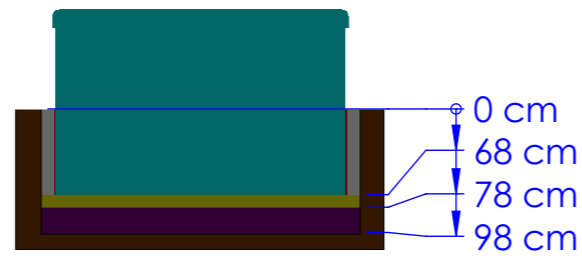
2. Electrical connection

All the above stated electrical preparation must be ensured by the customer. Every product has own connection drawing.

Use only copper wires. Change the fuses always with the same type. The device has to be connected to the equipotential grid.

Product family: **SwimLine**

Sheet name: INFO	Projection	
File name: FJ_WU00034_EN_Rio Grande 2019_W-Flow_úszómedence		
Dimension SPA: 2350x6000x1470 mm	Min.El. nds: 240 V - 88A - 60Hz / Opt.El. needs: V - A - Hz	
1 person ~75 kg	Weight of the SPA: 1305 kg	Control box: GECKO YT8 + IN.K1000-4KW + GECKO IN.YE-3 + IN.K1000 4KW
Water disp.: 525 kg	Rim height: 150 mm	Approved by: Losteiner Sándor
Minimum water: 6615 liter	Created: 2020. 04. 20.	Drawer: losteiner.sandor - 2020. 04. 20. 15:39:55
		Pr. No: P-00133
		Fe. No: F-00069
		Number: WU00034
		A3 M 1:17
		page 2 / 3



Product family: **SwimLine**

Sheet name: SEMICABINET		Projection			
File name: FJ_WU00034_EN_Rio Grande 2019_W-Flow_úszómedence					
Dimension SPA: 2350x6000x1470 mm		Min.El. nds: 240 V - 88A - 60Hz / Opt.El. needs: V - A - Hz			
1 person ~75 kg		Weight of the SPA: 1305 kg		Control box: GECKO YT8 + IN.K1000-4KW + GECKO IN.YE-3 + IN.K1000 4KW	
Water disp.: 525 kg		Rim height: 150 mm		Approved by: Losteiner Sándor	
Minimum water: 6615 liter		Created: 2020. 04. 20.		Pr. No: P-00133	
		Drawer: losteiner.sandor - 2020. 04. 20. 15:39:55		Fe. No: F...	
				Number: WU00034	
				A3 M 1:17	
				page 3 / 3	