

LESSON PLAN

Vikram Star Mathematics :: Pre-Primer (LKG)

	Months	Star Mathematics
		Lessons
FA-I	June – July	1. Comparisons
FA-II	August	2. Pre-Number Concepts
SA-I	September	1. Comparisons 2. Pre-Number Concepts 3. Numbers
FA-III	October – November	4. Addition and Subtraction
SA-II	December	1. Comparisons 2. Pre-Number Concepts 3. Numbers 4. Additions and Subtraction 5. Numbers 11 to 20
FA-IV	January – February	6. Shapes and Time
March		Revision
SA-III	April	1. Comparisons 2. Pre-Number Concepts 3. Numbers 4. Addition and Subtraction 5. Numbers 11 to 20 6. Shapes and Time 7. Numbers From 21 – 50

Name :

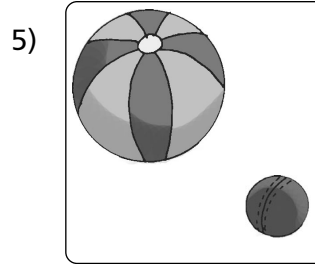



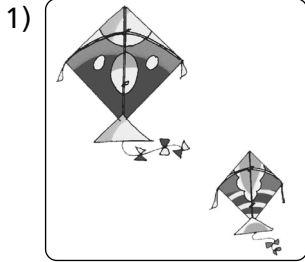
Class :

Section :

Roll No :


I. Circle the big object.

[5 x 1 = 5M]




II. Put a tick (✓) on the things on the bed. Put a cross (X) on the things under the bed.

[2 x 2½=5M]



III. Put a tick (✓) on the object outside. Put a cross (X) on the object inside.

[2 x 2½=5M]



IV. Colour the following picture.

[2 x 2½=5M]

Colour the big umbrella red and the small umbrella green.




V. Multiple Choice Questions.


[5 x 1 = 5M]

1. Tick (✓) the shortest person.


a)



b)



c)



2. Tick (✓) the heaviest object.

a)



b)




c)




3. Tick (✓) the smallest object.

a)





b)





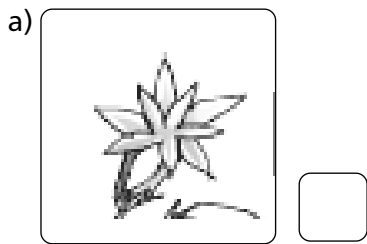
c)



4. Tick (✓) the tallest person.



5. Tick (✓) the biggest flower.



Name :

Class :

Section :


Roll No :

I. Multiple Choice Questions.


[5 x 1 = 5M]

1. Which one of these is not a flower ?


a)



b)




c)




2. Which one of these is not an animal ?


a)



b)




c)




3. Which of these is not an eatable thing ?


a)



b)



c)



4. Are there as many cups as there are saucers ?




a) Yes



b) No



5. Is there a cage for each bird ?



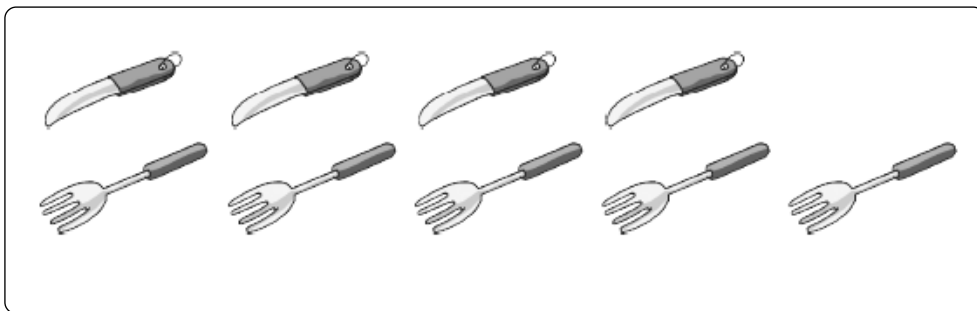
a) Yes

b) No

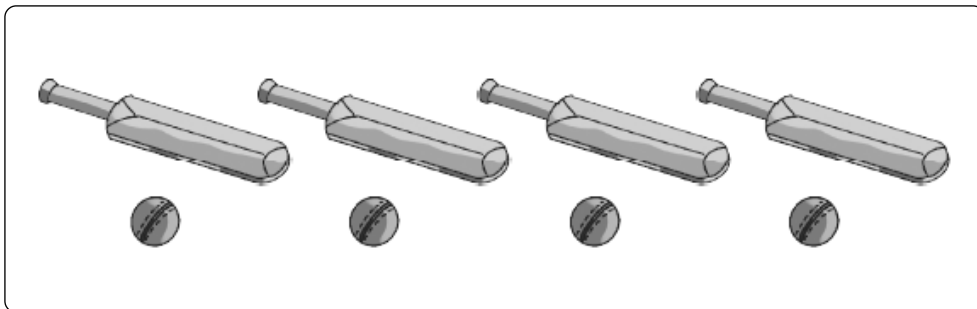
II. Match and see. Tick (✓) Yes or No.

[5 x 1 = 5M]


1. Are there as many knives as there are forks ? Yes No



2. Are there as many bats as there are balls ? Yes No




3. Is there a carrot for each rabbit ? Yes No




4. Is there a ribbon for each girl ?

Yes No




5. Is there a kite for each boy ?

Yes No



III. Draw a line to join things of the same kind.

[5 x 1 = 5M]



IV. Join the school bag to all the things you take to the school.

[5 x 1 = 5M]



V. Colour the following Butterflies.

[5M]



Name :

Class :


Section :

Roll No :

I. Add and write the following.


[5 x 1 = 5M]

1.




2 and 1

→



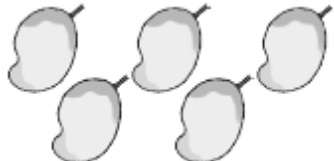
make

2.




3 and 2

→




make

3.




5 and 1

→




make

4.




4 and 2

→




make

5.



3 and 3

→




make

II. Subtract and write the number.


[5 x 1 = 5M]

1.




$7 - 1 =$

2.




$7 - 2 =$

3.




$8 - 2 =$

4.



$8 - 3 =$

5.



$8 - 4 =$

III. Solve the following.

[4 x 1 = 4M]

1. $3 + 4 =$

2. $4 - 1 =$

3. $5 - 4 =$

4. $7 + 1 =$

IV. Multiple Choice Questions.

[5 x 1 = 5M]

1. The sign of addition is

a) +

b) -

c) \times

2. Taking the objects of two groups together is called

a) Addition

b) Subtraction

c) Division

3. Taking away means

a) Addition

b) Subtraction

c) Division

4. When we add the objects of these groups, we get the answer ?



a) 3

b) 7

c) 8

5. The sign of subtraction is

a) +

b) -

c) \div



V. Do the following sums.

[3 x 2 = 6M]

1. Nikita had  dolls.

Her father gave her  more.

Nikita has dolls now.

2. There are  apples in a basket and  in another one.

There are apples in all.

3. There are 

But there are only  pens do not have caps.

C - 17

Vikram
Star Mathematics

FORMATIVE ASSESSMENT - IV

Syllabus :
(Unit - 6)

LKG :: Vikram Star Mathematics

Page Nos. 81 - 83

Time : 1 Hour

Max.Marks: 25

25

Name :

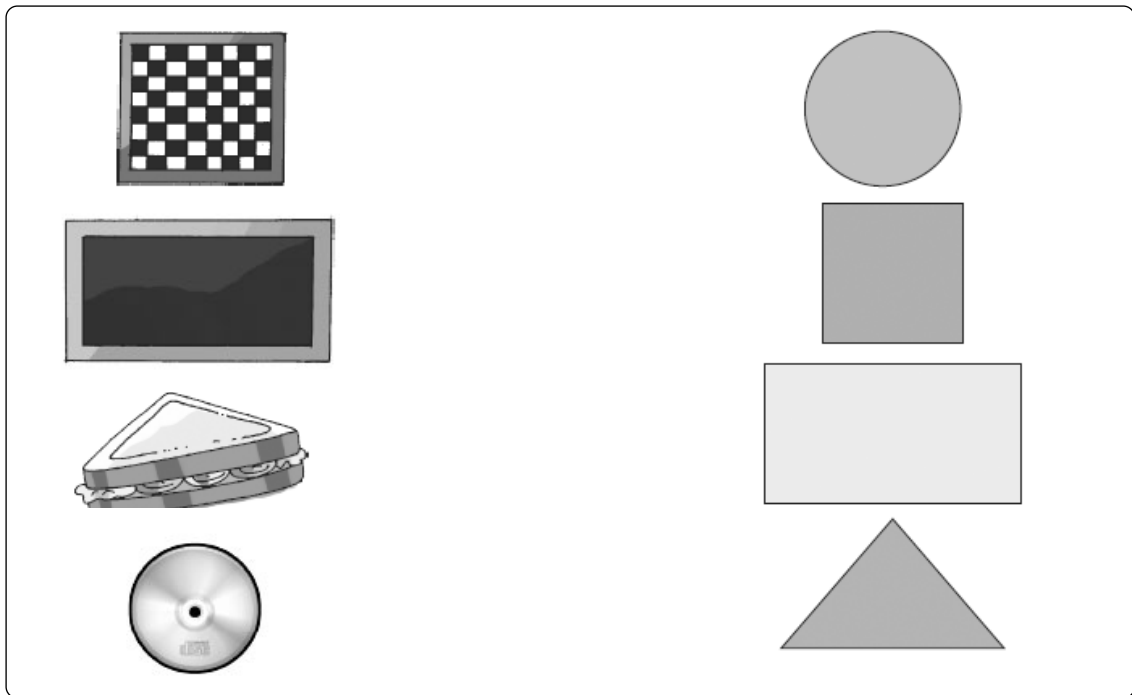
Class :

Section :

Roll No :


I. Match the objects with their shapes.

[4M]




II. Colour the following picture.

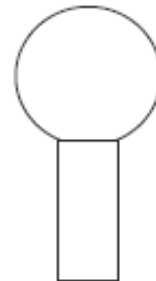
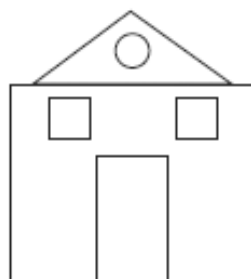
[5M]

Square  red

Rectangle  green

Triangle  brown

Circle  yellow

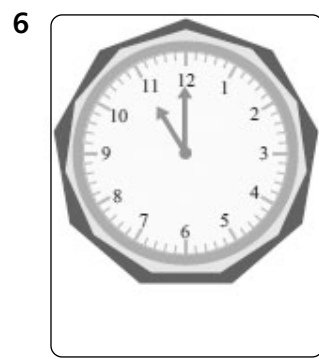
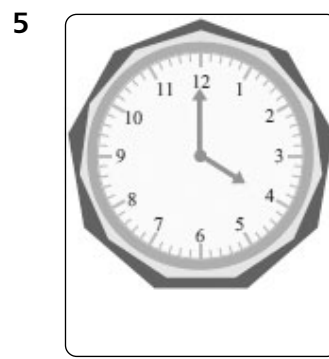

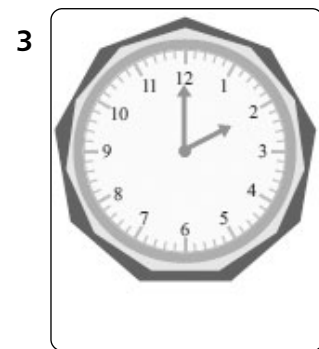
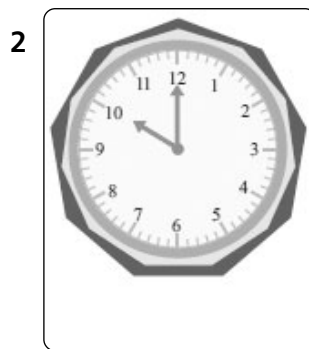
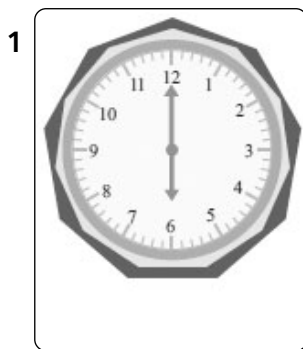


III. Write the different types of shapes.

[4M]

IV. Look at these clocks and write what time is it.

[6 x 2 = 12M]



Name :**Class :****Section :****Roll No :****I. Multiple Choice Questions.****[5 x 1 = 5M]**

1. The number three is written as

- a) 2 b) 3 c) 4

2. After number 5, it comes the number

- a) 4 b) 5 c) 6

3. Zero means

- a) 6 things b) 7 things c) Nothing

4. The set  has

- a) 5 objects b) 7 objects c) 9 objects

5. How many birds are there in this cage ?



- a) 4 b) 3 c) 0

II. Count and write the number in the box.**[5 x 1 = 5M]**

1.



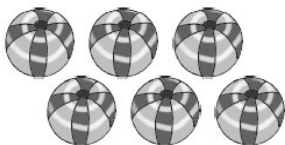
2.



3.



4.



5.





III. Answer the following.

[5 x 1 = 5M]

1. How many hands do we have ?
A.
2. How many ears do we have ?
A.
3. How many noses do we have ?
A.
4. How many eyes do we have ?
A.
5. How many legs do we have ?
A.

IV. Match the sets with equal number of objects.

[5 x 1 = 5M]



V. Draw the pictures.

[5 x 1 = 5M]


1. Draw 5 balloons.
 2. Draw 4 pencils.
 3. Draw 3 crayons.
 4. Draw 4 erasers.
 5. Draw 3 balls.
- A. A. A. A. A.

VI. Write 1 to 10 Numbers.

[5M]

VII. You can see many flowers in this garden. Count these.

[4 x 2 = 8M]



Write —

How many



How many



How many




How many



VIII. Nature and the Numbers.

[6 x 2 = 12M]



1. How many zebras are there ?

2. How many suns are there ?

3. How many lions are there ?

4. How many flowery plants are there ?

5. How many trees are there ?

6. How many birds are there ?

C - 17

Vikram
Star Mathematics

SUMMATIVE ASSESSMENT - II

Syllabus :
(Units : 1 – 5)
Page Nos. 3 - 80

LKG :: Vikram Star Mathematics

Time : 2½ Hours

Max.Marks: 50

50

Name :

Class :

Section :

Roll No :


I. Write 11 to 20 numbers.

[10M]

II. Multiple Choice Questions.

[10 x 1 = 10M]

1. This group forms the number



a) 12

b) 15

c) 18

2. The number twelve is written as

a) 11

b) 12

c) 17

3. The number seventeen is written as

a) 12

b) 13

c) 17

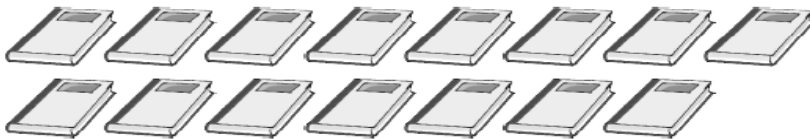
4. The sign of subtraction is

a) +

b) -

c) ÷

5. This group forms the number



a) 11

b) 14

c) 15

6. When we take a bundle of 10 pencils and 2 pencils, we make a number

a) 10

b) 2

c) 12

7. Taking the objects of two groups together is called

a) Addition

b) Subtraction

c) Division

8. Look at the picture.
Some friends are playing
in the park.



Ram and Jai leave the park to go home. How many are left in the park ?

a) 5

b) 2

c) 3

9. Taking away means

a) Addition

b) Subtraction

c) Division

10. The sign of addition is

a) +

b) -

c) ×


III. Count the objects and write the number.

[5 x 2 = 10M]


1.



2.




3.



4.



5.




IV. Subtract and write the number.

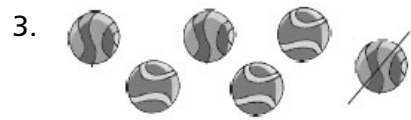
[5 x 2 = 10M]



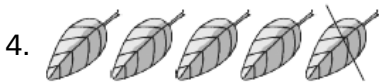
$$9 - 2 = \square$$



$$7 - 3 = \square$$



$$6 - 1 = \square$$



$$5 - 1 = \square$$



$$9 - 3 = \square$$

V. Read the number and draw lines.

[5 x 2 = 10M]

1) 10 _____

2) 8 _____

3) 7 _____

4) 5 _____

5) 4 _____

C - 17

Vikram
Star Mathematics

SUMMATIVE ASSESSMENT - III

Syllabus :
(Units 1 - 7)

LKG :: Vikram Star Mathematics

Page Nos. 3 - 88

Time : 2½ Hours

Max.Marks: 50

50

Name :

Class :

Section :

Roll No :

I. Write 1 to 50 numbers.

[10M]

II. See the picture read and write the number in the box.

[5 x 2 = 10M]

1.



Twenty – three

2.



Twenty – two

3.



Twenty – five

4.



Twenty – four

5.

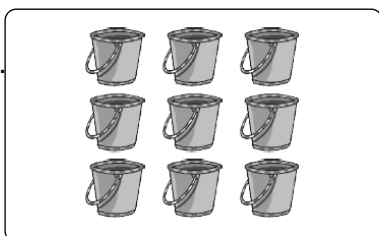


Twenty – one

III. Count and tick the correct number.

[5 x 2 = 10M]

1.




6 9

2.




8 9

3.




6	7
---	---

4.



9	8
---	---



5.



9	7
---	---

IV. Match the objects with their shapes.

[4 x 1 = 4M]



V. Write the names of the numerals.

[4 x 1 = 4M]

1. 5 _____

2. 13 _____

3. 50 _____

4. 39 _____

VI. Write the missing numbers.

[12 x 1 = 12M]

21			24	25			28		30
	32				36			39	
