



C -17

# L.K.G

## Semester Books

Multi Colour

### Question Papers

with Lesson Plan

English

General Knowledge

Colouring

Mathematics

Rhymes

**Semester - 1 :**

**Formative Assessments : I**

**Formative Assessments : II**

**Summative Assessments : I**

**Semester - 2 :**

**Formative Assessments : III**

**Formative Assessments : IV**

**Summative Assessments : II**

**Total Pages : 80**

Note : These Question Papers are meant for students, using Lotus Semester Books Summative Exam papers are as complement for schools. The price of Rs. 10/- against Formative Exam papers also charged nominally towards transportation and handling charges only and to avoid misuse / wastage.

**Total : 1 Set**

**No. of Student : 1**

## Vikram Lotus L.K.G. Semester Books - Lesson Plan

SUBJECTS						
MONTHS	ENGLISH	MATHEMATICS	GENERAL KNOWLEDGE	RHYMES	COLOURING	
<b>SEMESTER - I</b>						
<b>FA - I</b>	JUNE-JULY Fun Activity- Read and learn I, J	Same-Different to More-Less	Tasty fruits - Forest animals	Twinkle, twinkle little star - I am a Tailor	Mango	
<b>FA - II</b>	AUGUST Read and learn K, L Read and learn S,T	Number 1 - Number 6	Birds in the sky- My house	Pussy cat, Pussy cat- Little boy Sunny	Kite	
<b>SA - I</b>	SEPTEMBER Fun Activity- My ABC Poem	Same-Different to count and write the number.	Tasty fruits - Fun Time	Twinkle, twinkle little star - Come and Play	Mango-Fish	
<b>FA - III</b>	OCT., NOV., DEC. Learn and read Aa, Bb, Cc... -A hen and a net	A revision of 1 to 10 Matching the groups	Your playthings - Our clothes	A Baby to to Bits of paper	Mango, Apple Grapes	
<b>FA - IV</b>	JAN.-FEB. Doing time - Am, is, are	Many-Few to Numbers 21 to 30	People help us - The sky	Early to Bed - Johny, Johny	House, Rainbow	
<b>SA - II</b>	MARCH Learn and read Aa, Bb, Cc... to Act Fast	A revision of 1 to 10 - Time	Your playthings - Activity	A Baby - Baa, Baa black sheep	Mango - Parrot	
<b>SEMESTER - II</b>						

# Formative Assessment-I

Class - LKG :: Semester-I  
English

25

Syllabus :  
(Pg. No.s : 6-15)

Time : 1 Hour

Max : Marks : 25

Name :

Section :

Roll No. :

I. Match the pictures on the right with the correct letter of the alphabet.

1. g



[5x1=5]

2. d




3. b



4. h



5. c



II. Circle the small letters.

[5x1=5]

1. I D G J h

2. C E F g B

3. C A D B a

4. f C B A e

5. I B D J H

III. Write the letter which comes before and after the one given below.

[5x1=5]

1. \_\_\_\_\_ d    2. \_\_\_\_\_ j    3. e \_\_\_\_\_

4. q \_\_\_\_\_    5. g \_\_\_\_\_

IV. Identify the picture and name them.

[6x1=6]

1.




2.



3.



4.



5.



6.



V. Trace and write letters Gg and Cc.

[2x2=4]

1.



2.



# Formative Assessment-I

Class - LKG :: Semester-I  
Mathematics

25

Syllabus :  
(Pg. No.s : 38-48)

Time : 1 Hour

Max : Marks : 25

Name :

Section :

Roll No. :

I. (i) Circle the big chair.



(ii) Circle the small ball.




[2x1=2]

II. 1) Tick (✓) the long snake.



[2x2=4]

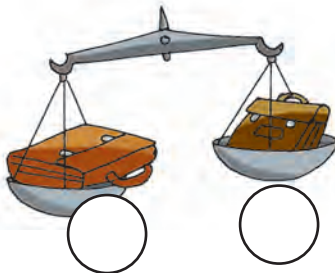
2) Tick (✓) the animal that has short tail.




III. Write H for heavy and L for light in the given boxes.

[2x2=4]

1.



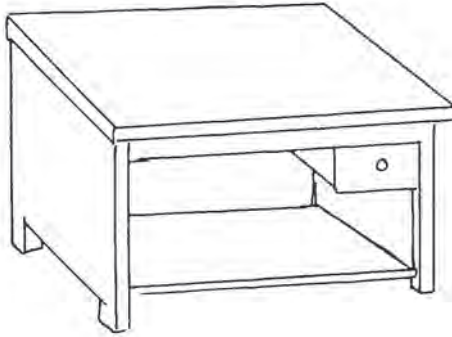
2.



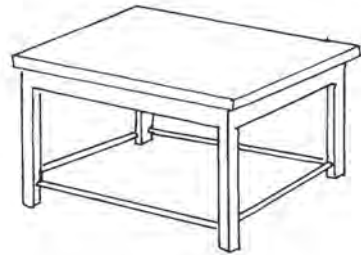
IV. Colour the big table brown and small table grey.

[2x4=8]

1)



2)



V. Circle the short one.

[2x2=4]

1)




2)





VI. i) Tick (✓) the packet which has less popcorn.

[3x1=3]



ii) Tick (✓) the basket which has more fruits.

iii) Tick (✓) the ladybird with more number of dots.



# Formative Assessment-I

Class - LKG :: Semester-I  
General Knowledge

25

Syllabus :  
(Pg. No.s : 72-74)

Time : 1 Hour

Max : Marks : 25

Name :

Section :

Roll No. :


I. Identify the pictures and name them.

[6x2=12]

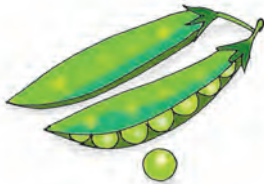
1)



2)



3)



4)



5)



6)



II. Look at the picture and fill in the missing letter.

[5x1=5]

1)




M \_ \_ n \_ \_ o

2)



P \_ \_ mp \_ \_ in

3)



P \_ \_ ta \_ \_ o

4)



G \_ \_ ap \_ \_ s

5)



S \_ \_ in \_ \_ ch

III. Matching.

[8x1=8]


1. Deer



2. Tiger



3. Jackal




4. Monkey



5. Elephant



6. Bear



7. Fox



8. Lion





# Formative Assessment-I

Class - LKG :: Semester-I

## Rhymes

Syllabus :  
(Pg. No.s : 86-88)

Time : 1 Hour

Max : Marks : 25

25

Name :

Section :

Roll No. :

To recite the Rhymes.

1. Twinkle, twinkle, little star

[7 M]

2. Rain, rain go away

[8 M]

3. Two little hands

[10 M]





# Formative Assessment-I

Class - LKG :: Semester-I  
Colouring

25

Syllabus :  
(Pg. No : 102)

Time : 1 Hour

Max : Marks : 25


Name :

Section :

Roll No. :

Colour the Mango.

[25 M]





Name :

Section :

Roll No. :

I. Name of the pictures. Colour the correct boxes.


[5x1=5]

1.




l a d

2.



a e k

3.




h j c

4.



g a j

5.



c a e

II. Identify the pictures and name them.

[5x1=5]


1.



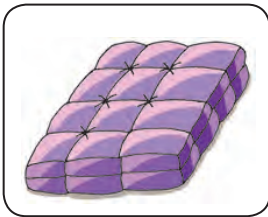
2.




3.



4.



5.



III. Circle the capital letter.

[2x1=2]

1. n e d R i

2. v N u f n

IV. Circle the small letter.


[2x1=2]

1. c O K H L

2. R U r V E

V. Join the dots and colour the picture.

[8 M]



VI. Match the capital letter with small letter.

[3x1=3]

1. L p

2. T l

3. P t



Name :


Section :

Roll No. :


I. Tick(✓) the collections which have 'three'.

[6x1=6]

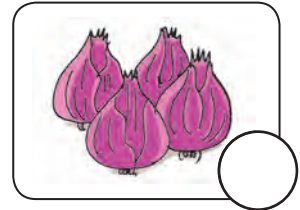
1.



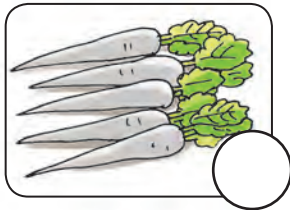
2.




3.




4.




5.



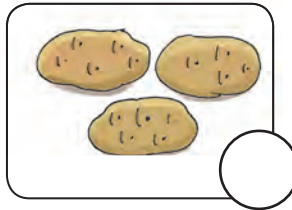
6.



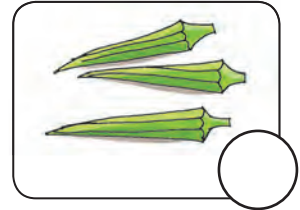
7.



8.



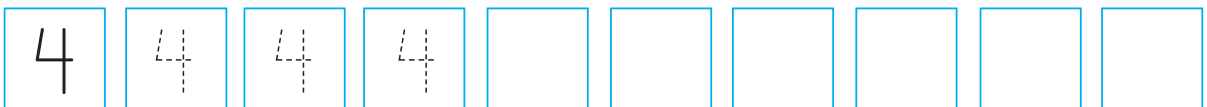
9.



II. Trace and write the numbers.

[2x2 = 4]

1.








2.



III. Count and write the number in the box.

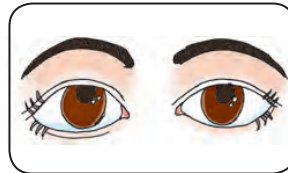
[5x2=10]




IV. Matching.

[5x1=5]

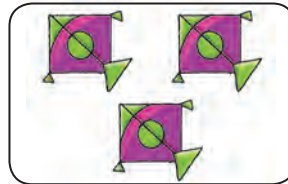
1. 4




2. 5




3. 1



4. 3



5. 2





# Formative Assessment-II

Class - LKG :: Semester-I

General Knowledge

25

Syllabus :  
(Pg. No.s : 75 - 77)

Time : 1 Hour

Max : Marks : 25

Name :

Section :

Roll No. :

I. Write the first letters to complete the names of the birds.

[6x1=6]

1.




\_\_\_ parrot

2.



\_\_\_ eagle

3.



\_\_\_ pigeon

4.



\_\_\_ crow

5.



\_\_\_ crane

6.




\_\_\_ sparrow


II. Identify the picture and name them.

[7x2=14]

1.



2.



3.




4.




5.



6.




7.



III. Match the following with their names.

[5x1 = 5]




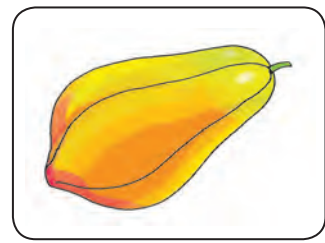

Papaya

Pumpkin

Elephant

Store room

Tiger



## Formative Assessment-II

Class - LKG :: Semester-I

### Rhymes

Syllabus :  
(Pg. No.s : 89 - 91)

Time : 1 Hour

Max : Marks : 25

25

Name :

Section :

Roll No. :

To recite the Rhymes.

1. Pussy cat, Pussy cat

[10 M]

2. The Elephant

[7 M]

3. Oranges and Lemons

[8 M]





# Formative Assessment-II

Class - LKG :: Semester-I

Colouring

25

Syllabus :  
(Pg. No. : 103)

Time : 1 Hour

Max : Marks : 25

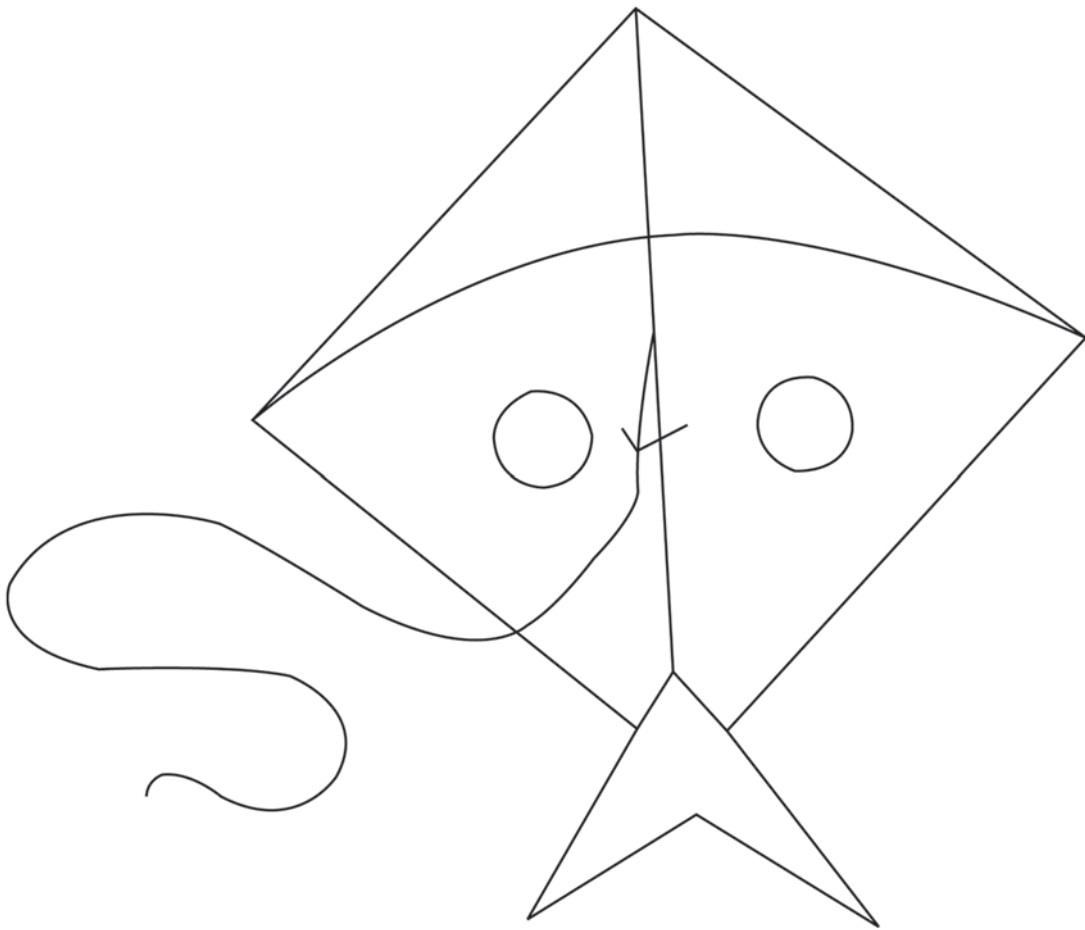
Name :

Section :

Roll No. :

Colour the kite.

[25 M]





# Summative Assessment-I

Class - LKG :: Semester - I

English

50

Syllabus :  
(Pg. No.s : 6 - 36)

Time : 2½ Hour

Max : Marks : 50

Name :

Section :

Roll No. :

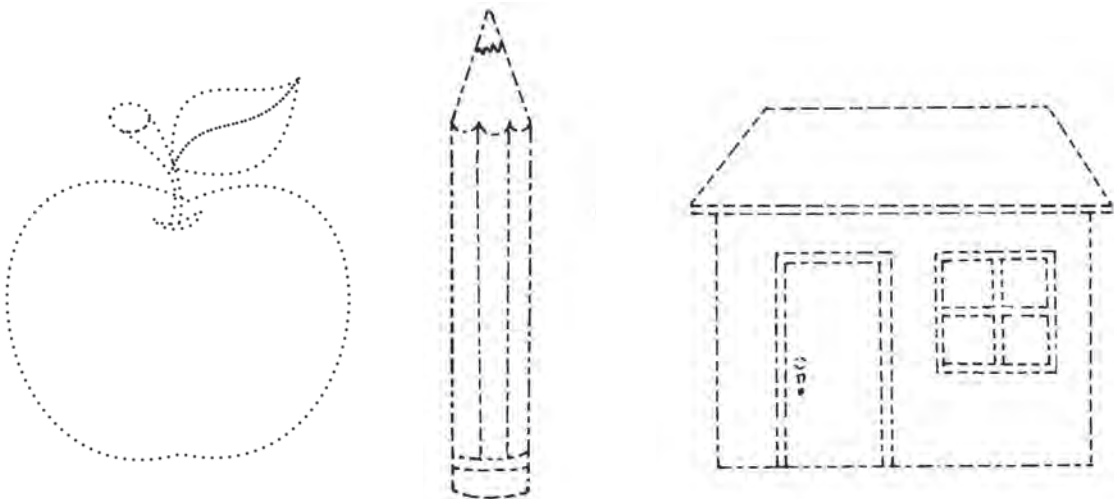
I. Write A to Z by joining dots.

[10 M]

A	B	C	D	E	F	G
H	I	J	K	L	M	N
O	P	Q	R	S	T	U
V	W	X	Y	Z		

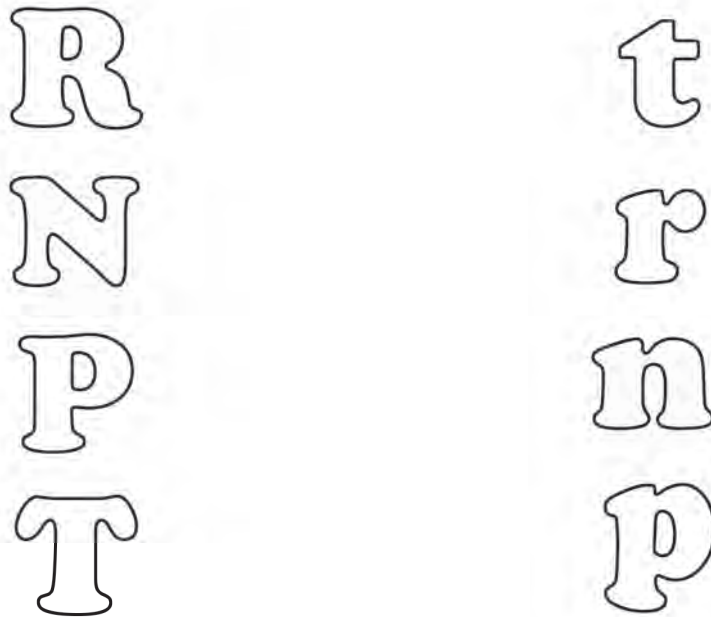
II. Join the dots and colour the pictures.

[10 M]



III. Match the same letters. Also colour them.

[4 M]



IV. Circle the first letter of my name.

[6x1 = 6]

1.



r m

2.



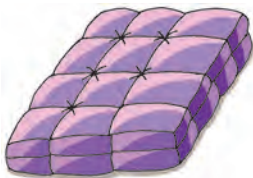
u v

3.



y s

4.



n q

5.




t p

6.



w z

V. Read the letters given in the fish.





Now name the following pictures. For each picture, choose the first letter from the fish and write in the box. [8x1 = 8]

1.



2.



3.



4.



5.



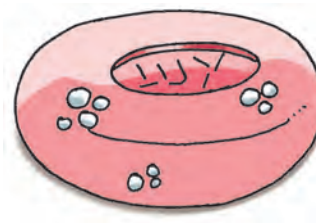
6.



7.



8.



VI. Match the pictures with their names.


[6x2=12]

1.



Jug

2.



Nest

3.



Ant

4.



Elephant

5.



Umpire

6.




Rabbit



# Summative Assessment-I

Class - LKG :: Semester - I  
Mathematics



Syllabus :  
(Pg. No.s : 38 - 70)

Time : 2½ Hour

Max : Marks : 50

Name :

Section :

Roll No. :

I. Write the numbers from 1 to 10.

[10 M]

--	--	--	--	--

--	--	--	--	--

II. Read and draw. Also colour the objects.

[3x2 = 6]

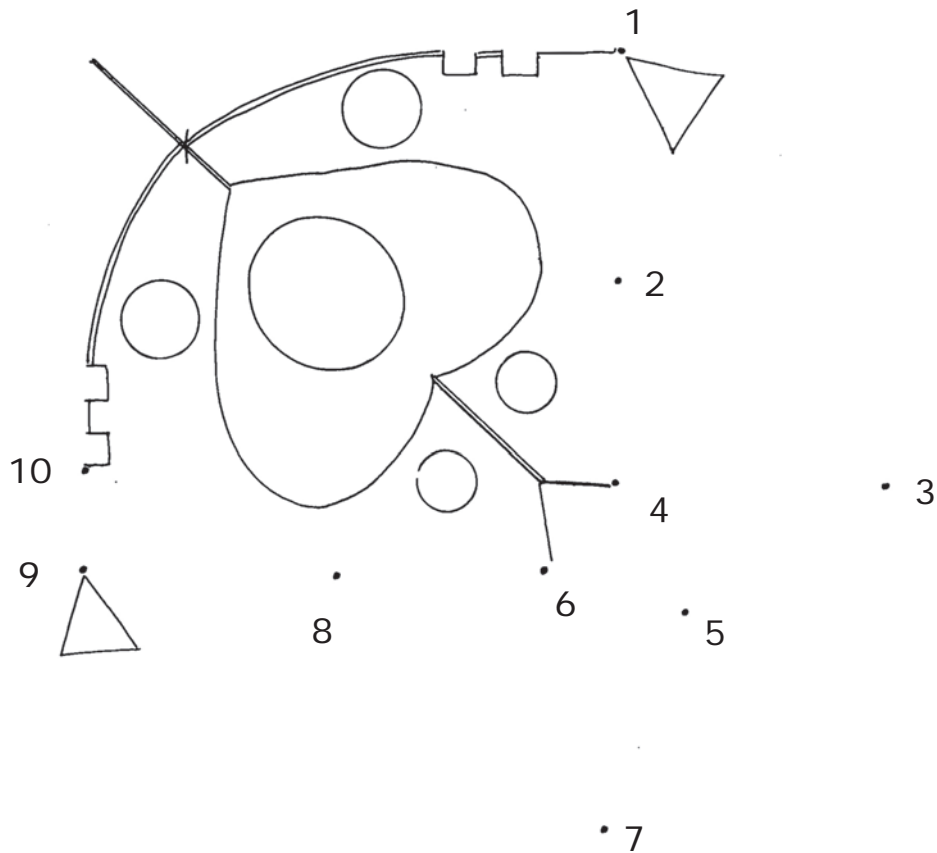
1. Draw 5 apples

2. Draw 4 balls

3. Draw 1 kite

III. Join dots 1 to 10 to complete the picture.


[5 M]




IV. Circle the objects that is different in each group.

[2x1=2]

1.



2.



V. Count the objects and match them with correct number.


[4x1=4]

1.



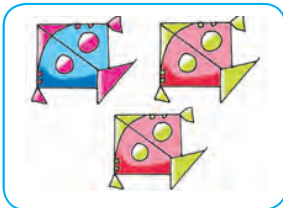
1

2.




3

3.



5

4.



4

VI. Colour the big umbrella red and small umbrella green.

[5 M]





VII. Count and write the number.

[4x1=4 ]

1. 

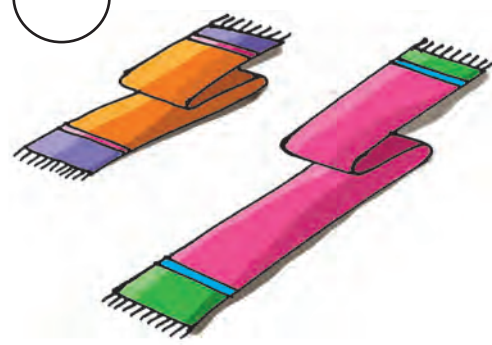

2. 

3. 

4. 


VIII. i) Tick (✓) the long snake.

ii) Tick (✓) the short muffler. [2x1=2]



IX. Count and circle the right number.


[4x1=4]




3      7      9



5      7      9











4      6      8



4      8      9

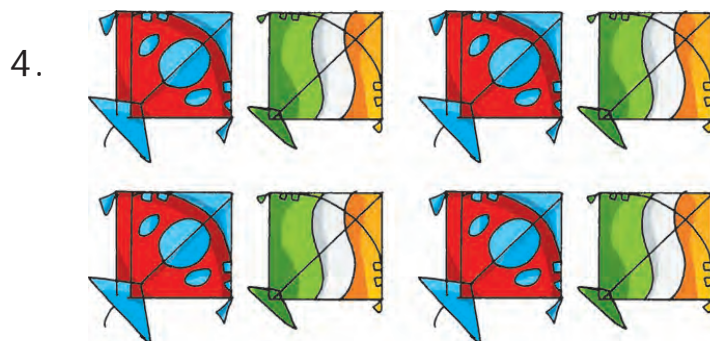

X. Tick (✓) the groups which have five.

[4x1=4]



XI. Count and write the number in the box.

[4x1 = 4 ]





# Summative Assessment-I

Class - LKG :: Semester - I  
General Knowledge

50

Syllabus :  
(Pg. No.s : 72 - 84)

Time : 2½ Hour

Max : Marks : 50

Name :

Section :

Roll No. :

I. Write the first letter to complete the names.

[8x2=16]



\_\_\_ ineapple




\_\_\_ onkey




\_\_\_ nion



\_\_\_ agle



\_\_\_ atermelon



\_\_\_ lephant



\_\_\_ ox




\_\_\_ rane

II. Look at the pictures and complete the names.

[6x2=12]



\_\_\_ yes




\_\_\_ ibrary



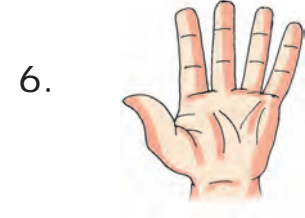
\_\_\_ ose



\_\_\_ edroom




\_\_\_ rinjal



\_\_\_ and

III. Matching.

1. Classroom



[4x1=4]

2. Garden



3. Study room









4. Kitchen



IV. Identify the picture and name them.

[7x2=14]



V. Spot the four differences.

[4 M]



# Summative Assessment-I

Class - LKG :: Semester - I

## Rhymes

50

Syllabus :  
(Pg. No.s : 86 -94)

Time : 2½ Hour

Max : Marks : 50

Name :

Section :

Roll No. :

To recite the Rhymes (Oral).

1. Ring - a - ring O' roses [6 M]

2. Pussy cat, Pussy cat [8 M]

3. Oranges and Lemons [8 M]

4. Sparkling Bluebells [10 M]

5. Come and Play [10 M]

6. Hop a Little [8 M]





# Summative Assessment-I

Class - LKG :: Semester - I

Colouring

50

Syllabus :  
(Pg. No.s : 102 -104)

Time : 2½ Hour

Max : Marks : 50


Name :

Section :

Roll No. :

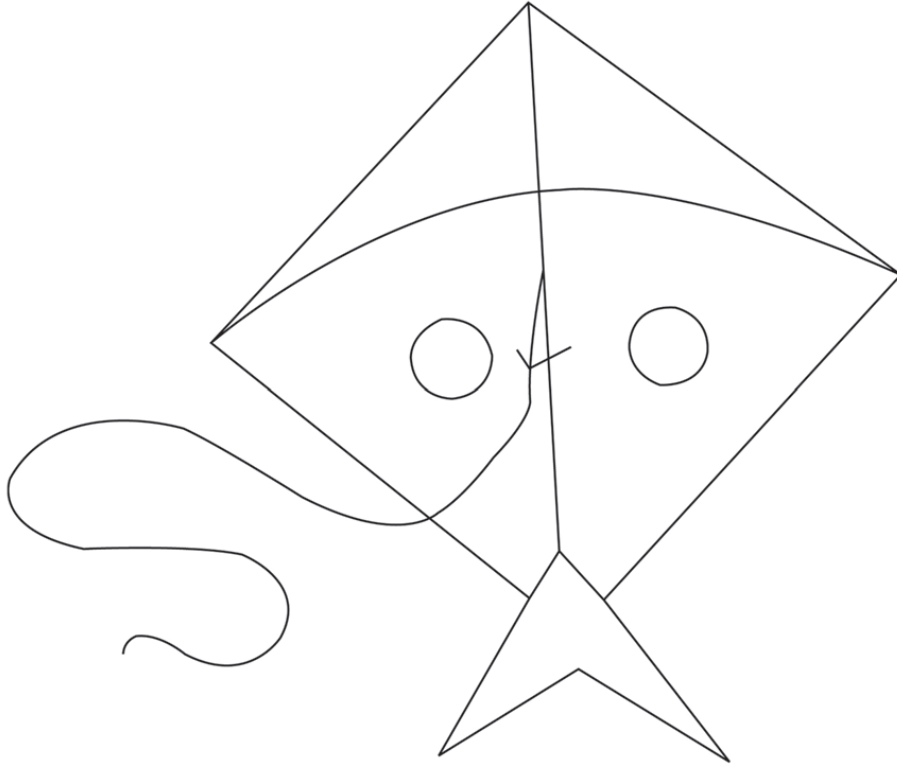
I. Look at this funny, little clown fish, colour it.

[20 M]




II. Colour the kite.

[15 M]



III. Colour the Mango.

[15 M]



Name :

Section :

Roll No. :

I. Match the capital letter with samll letter.

[5 M]

1. R                      v
2. F                      n
3. U                      f
4. N                      u
5. V                      r

II. Look at the pictures and name them.

[6x1=6]


1.



2.



3.



4.



5.



6.



III. Write the missing letters.

[8x1 = 8]

A	B			E

		H		

K			N

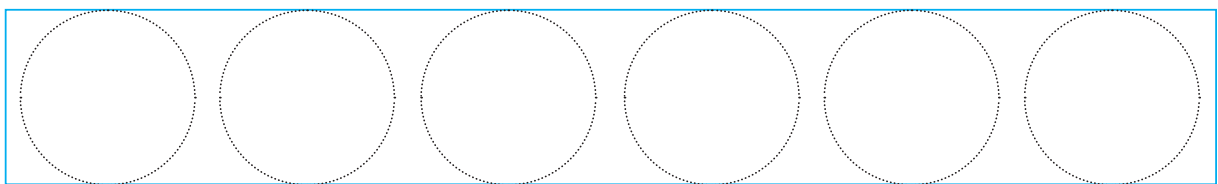
IV. Matching.

[4x1=4]

- |           |            |
|-----------|------------|
| 1. Ee for | Ice-cream  |
| 2. Ww for | Rat        |
| 3. Rr for | Engine     |
| 4. Ii for | Watermelon |

V. Join the dots to make patterns.

[2 M]





Name :


Section :

Roll No. :

I. Count and circle the correct number.


[3x2=6]

1.




5 6 9

2.



6 7 9

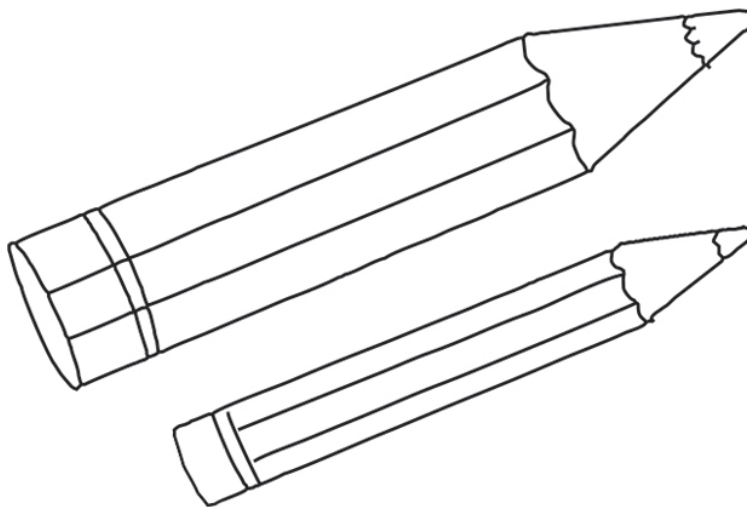
3.



3 7 8

II. Colour the thick pencil.


[6 M]




III. Count and write number.

[4x2=8]


1.




2.



3.

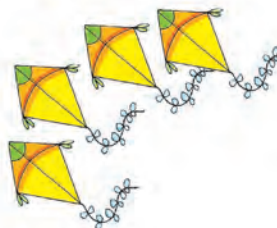


4.



IV. Match the groups with the same number of objects.

[5 M]



Name :

Section :

Roll No. :

I. Match the following.

[9x2=18]

1.




2.



3.



4.



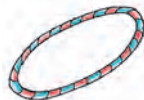
5.



6.



7.



8.



9.



II. Matching.

[7 M]

1.



2.



3.



4.



5.



6.



7.



Name :

Section :

Roll No. :

To recite the Rhymes.

1. Chubby Cheeks

[7 M]

2. Good Manners

[10 M]

3. A Baby

[8 M]






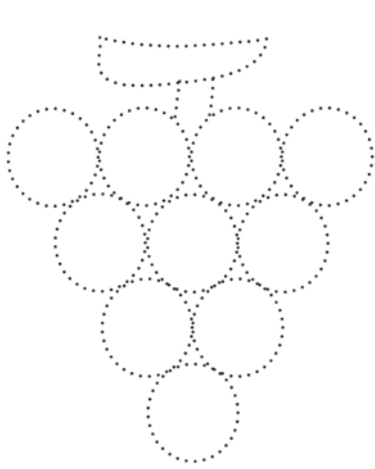
Name :

Section :

Roll No. :



I. Draw along the dot to dot and then colour it.

[13 M]



II. Colour the pictures.

[12 M]







Name :

Section :

Roll No. :

I. Look at the pictures and name them.

[8x1 = 8]

1.



.....

2.



.....

3.



.....

4.



.....

5.




.....

6.



.....

7.



.....

8.



.....

.....

II. Fill the blank with a, an.

[6x1 = 6]

1.



\_\_\_\_\_ book

2.




\_\_\_\_\_ lion

3.



\_\_\_\_\_ fan

4.



\_\_\_\_\_ igloo

5.



\_\_\_\_\_ ox

6.



\_\_\_\_\_ axe

III. Fill in 'e', 'i', 'o', 'u' to complete the words.

[6x1=6]

c _ p l _ g	w _ n m _ t h _ p t _ g
-------------	-------------------------


IV. Match the following.

[5x1=5]

1.



2.



3.



4.



5.



Name :

Section :

Roll No. :

I. Match the groups with the correct numbers.

[5x1 = 5]

1.



11

2.



15

3.



10

4.



13

5.



16

II. Write the numbers from 16 to 20.


[5 M]

--	--	--	--	--

III. Tick the correct number.

[5 M]

1.



9    11    12

2.



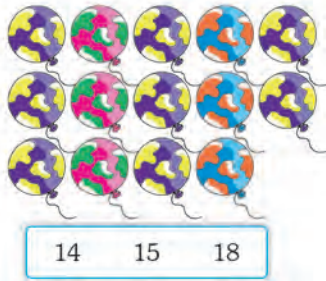
11    13    15

3.




13    14    15

4.




5.



IV. Write the missing numbers.

[2x2=4]

1.



2.



V. Count and write numbers.

[3x1=3]

1.



2.




3.



VI. Matching.


[3x1=3]

1.




Triangle

2.



Rectangle

3.



Circle



Name :

Section :

Roll No. :

I. Trace the name.

[2 M]



Taj Mahal

II. Complete the names.

[2x2 = 4]

1.



P \_ l \_ t


2.



D \_ ct \_ r

III. Matching.

[5M]



rocking-horse

see-saw

jacket

T-shirt

yo-yo



IV. Match the following.

[6x1 = 6]

1.



a) A hot day

2.



b) A cold day

3.




c) A pleasant day

4.



d) A rainy day

5.



e) A windy day

6.



f) A cloudy day

V. Identify the picture and name them.

[4x2 = 8]

1.



\_\_\_\_\_

2.



\_\_\_\_\_

3.



\_\_\_\_\_

4.



\_\_\_\_\_







Name :

Section :

Roll No. :

To recite the Rhymes.

1. Johnny, Johnny [7 M]
2. Humpty Dumpty [7 M]
3. After a bath [6 M]
4. Aeroplane, Aeroplane [5 M]






Name :

Section :

Roll No. :

I. Colour the picture.


[13 M]



II. Colour the picture.

[12 M]

- Violet ●
- Indigo ●
- Blue ●
- Green ●
- Yellow ●
- Orange ●
- Red ●





Name :

Section :

Roll No. :

I. Write the missing letters.

[7 M]

a		c		e		g		i
---	--	---	--	---	--	---	--	---

	k		m		o		q	
--	---	--	---	--	---	--	---	--

s		u					z
---	--	---	--	--	--	--	---

II. Circle the correct words.

[5 M]

1. They is/are naughty children.



2. We is/are players.



3. I am/are a boy.

You are/am a girl.



III. Complete the sentence with 'this', 'that'.

[5x1=5]

1.



\_\_\_\_\_ is my television.

2.




\_\_\_\_\_ is a painting.

3.



\_\_\_\_\_ is my table.

4.



\_\_\_\_\_ is a fan.

5.



\_\_\_\_\_ is my shoe-rack.

IV. Look at the pictures and name them.

[8x2 = 16]

1.



| \_\_\_\_\_

2.



| \_\_\_\_\_

3.



| \_\_\_\_\_

4.



| \_\_\_\_\_

5.



| \_\_\_\_\_

6.



| \_\_\_\_\_

7.



| \_\_\_\_\_

8.



| \_\_\_\_\_

V. Join the dots to make patterns.

[3x2=6]

1.



2.



3.



VI. Match the following.

[4x1 = 4]

- |                             |                |
|-----------------------------|----------------|
| 1. In the Morning, we say   | Good Night     |
| 2. In the Afternoon, we say | Good Evening   |
| 3. In the Evening, we say   | Good Afternoon |
| 4. In the Night, we say     | Good Morning   |

VII. Fill in 'a', 'e', 'i', 'o', 'u' to complete the words.

[7x1 = 7]

s _ d	w _ n	b _ s	l _ g	p _ t	b _ g	d _ t
-------	-------	-------	-------	-------	-------	-------







Name :

Section :

Roll No. :

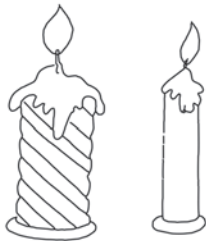
I. Write the numbers from 21 to 40.

[10 M]

21									
									40

II. Colour the thick candle.

[2 M]



III. Match the groups with the correct numbers.

[5x1=5]

- 
- 
- 
- 
- 

10

15


14

13

16


IV. Write the missing numbers.

[2x2=4]



V. Count and circle the correct number.


[4x1=4]




5   6   9



7   3   6



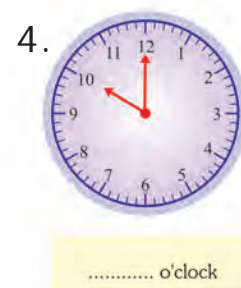



2   5   7



6   7   9

VI. Identify the pictures and write the correct time.

[ 4 M ]



VII. How much money the following coins show ?

[6x1 = 6]



₹ .....



₹ .....



₹ .....



₹ .....




₹ .....



₹ .....

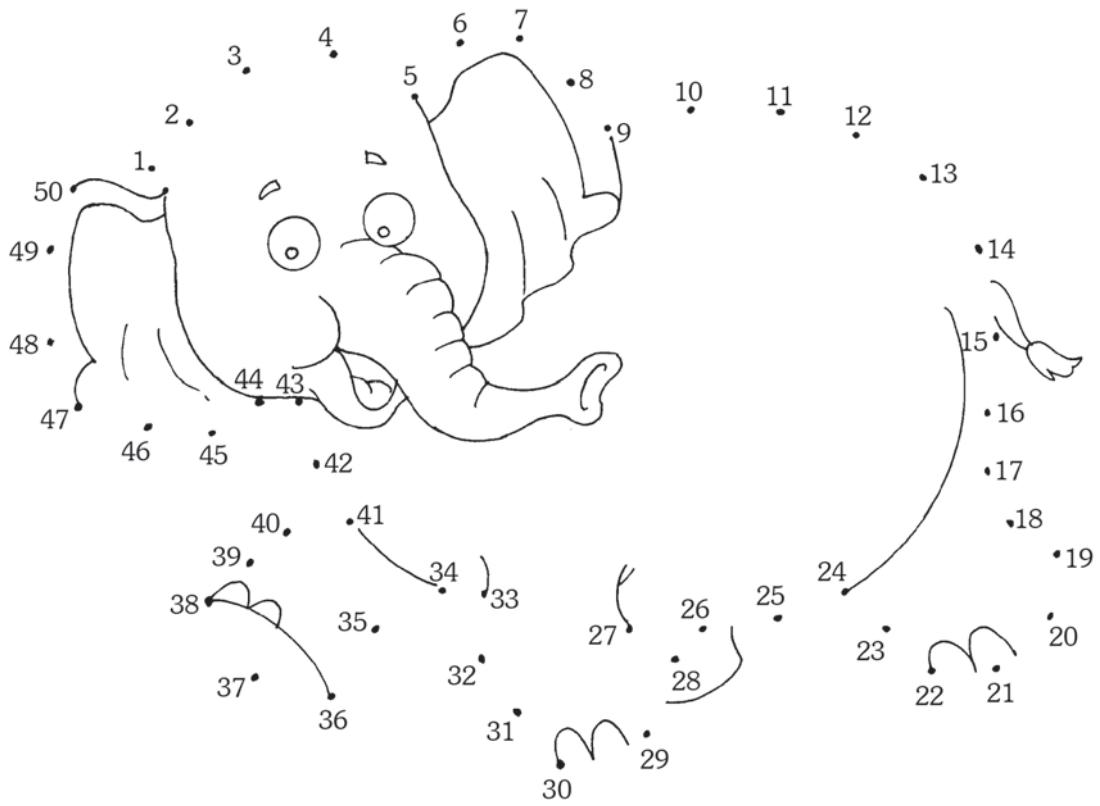
VIII. Look at the picture below. Count and write the number of

[5 M]



IX. Join the numbers from 1 to 50.

[10 M]



Name :

Section :

Roll No. :

I. Identify the picture and name them.

[6x2 = 12]

1.



2.



3.



4.



5.



6.




II. Match the things with their names.

[5x1 = 5]



rocking-horse



see-saw

moon



top



yo-yo



III. Complete the names.

[ 2 M ]

1.



t \_ a \_ her

2.



\_ oc \_ or

IV. Trace the name.

[ 2 M ]



Taj Mahal

V. Complete the names.

[ 4x1=4 ]

1.



\_ oon

2.



\_ tars

3.



C \_ oud

4.



\_ un

VI. Match the pictures with names.

[ 5x1=5]

1.



Rabindranath Tagore

2.



Kiran Bedi

3.



Jawaharlal Nehru

4.



Anna Hazare

5.



Bhagat Singh

VII. Circle the odd one out in each set.

[4x1=4]


1.




2.



3.



4.



VIII. Match the following.

[6x2=12]

1.



Doctor

2.



Farmer

3.



Engineer

4.



Teacher

5.



Policeman

6.



Pilot

IX. Matching.

[4x1=4]

1. A rainy day



2. A windy day



3. A cold day



4. A pleasant day





## Summative Assessment-II

Class - LKG :: Semester - II

### Rhymes

50

Syllabus :  
(Pg. No.s : 86-94)

Time : 2½ Hour

Max : Marks : 50

Name :

Section :

Roll No. :

To recite the Rhymes.

1. Humpty Dumpty [10 M]
2. Bits of paper [10 M]
3. Cobbler Cobbler [10 M]
4. Baa, Baa, black sheep [10 M]
5. When you are happy [10 M]





# Summative Assessment-II

Class - LKG :: Semester - II

Colouring

Syllabus :  
(Pg. No.s : 102-104)

Time : 2½ Hour

Max : Marks : 50

50


Name :

Section :

Roll No. :


I. Colour the picture.

[10 M]



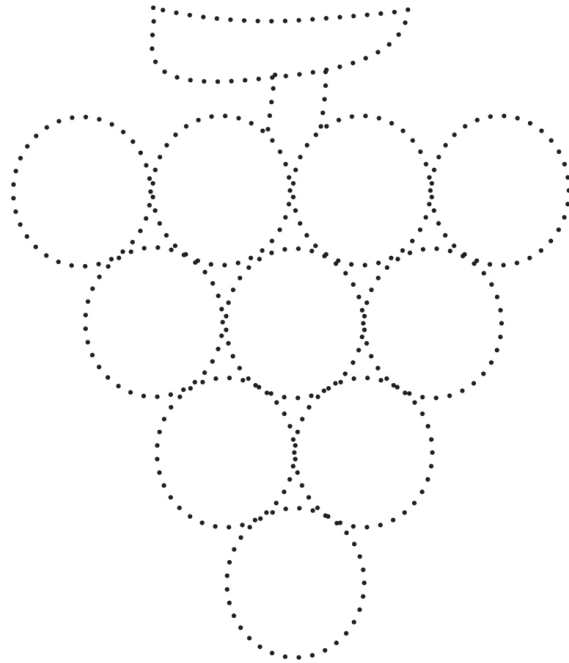
II. Draw along the dot to dot and then colour it.

[10 M]




III. Draw along the dot to dot and then colour it.

[10 M]




IV. Colour the picture.

[10 M]



V. Colour the picture.

[10 M]





## Notes

## Notes