

Little Surprise

# NURSERY

Multi Colour  
Question Papers



**Literacy Skills**

**Alphabet**

**Numeracy Skills**

**Colour & Shapes**

**General Awareness**

**Rhymes**



**Formative Assessments : I, II, III & IV**  
**Summative Assessments : I, II & III**

**Total Pages : 62**

**Note :** These Question Papers are meant for students, using Little Surprise Summative Exam papers are as complement for schools. The price of Rs. 10/- against Formative Exam papers also charged nominally towards transportation and handling charges only and to avoid misuse / wastage.

**Total : 1 Set**

**No. of Student : 1**

# Little Surprise

## Nursery : Lesson Plan

### I. Literacy Skills & Alphabet

	Literacy Skills	Alphabet
F.A. - I	5 - 31	3 - 6
F.A. - II	32 - 33	7 - 11
S.A. - I	5 - 35	3 - 13
F.A. - III	36 - 39	14 - 18
S.A. - II	5 - 41	3 - 21
F.A. - IV	42 - 46	22 - 28
S.A. - III	5 - 48	3 - 32

### II. Numeracy Skills & Colours and Shapes

	Literacy Skills	Alphabet
F.A. - I	3 - 6	3 - 5
F.A. - II	7 - 10	6 - 7
S.A. - I	3 - 13	3 - 8
F.A. - III	14 - 19	9 - 13
S.A. - II	3 - 22	3 - 15
F.A. - IV	23 - 27	16 - 21
S.A. - III	3 - 32	3 - 24

### III. General Awareness & Rhymes

	Literacy Skills	Alphabet
F.A. - I	3 - 8	3 - 5
F.A. - II	9 - 15	6 - 8
S.A. - I	3 - 19	3 - 12
F.A. - III	20 - 25	13 - 15
S.A. - II	3 - 29	3 - 16
F.A. - IV	30 - 35	17 - 20
S.A. - III	3 - 38	3 - 24



# FORMATIVE ASSESSMENT-I

## Nursery : Literacy Skills & Alphabet

Time : 1 hour]

[Max. Marks:25

25

Name

Section :

Roll No. :

### I. Write the following letters.

4 M.

1. N




2. R

3. P

4. C

### II. Look at the pictures and write the letter with which the word begins.

6 M.



III. Match the letter to letter.

3 M.

K

O

O

A

A

K

IV. Write the missing letters.

6 M.

1. K \_\_\_ n g

2. P \_\_\_ r r \_\_\_ t

3. A \_\_\_ p l e

4. B \_\_\_ t t \_\_\_ r f l y

5. M \_\_\_ t h \_\_\_ r

6. R \_\_\_ b b \_\_\_ t

V. Identify the pictures and name them.

6 M.

1.



\_\_\_\_\_

2.



\_\_\_\_\_

3.



\_\_\_\_\_

4.



\_\_\_\_\_

5.



\_\_\_\_\_

6.



\_\_\_\_\_





# FORMATIVE ASSESSMENT-I

Nursery : Numeracy Skills & Colours and Shapes

Syllabus  
Pg. No.s : 3-6  
& 3-5

[Time : 1 hour]

[Max. Marks:25]

**25**

Name

Section :

Roll No. :

### I. Write After numbers.

**4 M.**

1) 1 \_\_\_\_\_

2) 3 \_\_\_\_\_

3) 2 \_\_\_\_\_

4) 0 \_\_\_\_\_

### II. Matching.

**4 M.**

1



3



2



4



### III. Circle the correct number.

**4 M.**

1) **2**      1      3      2      4



2) **4**      2      1      4      3

3) **1**      4      1      3      2

4) **3**      3      2      1      4

**IV. Write the number.**

**4 M.**



**V. Write the number in words.**


**2 x 2 = 4 M.**

1) 2 = \_\_\_\_\_

2) 1 = \_\_\_\_\_

**VI. Colour the strawberries red.**

**5 M.**





**Little Surprise**

Syllabus  
Lessons : 1-6  
Pg. No.s : 3-8  
& 3-5

# FORMATIVE ASSESSMENT-I

Nursery : General Awareness & Rhymes

[Time : 1 hour]

[Max. Marks:25]

C-18

25

Name

--	--	--	--	--	--	--	--	--	--	--	--	--	--	--	--	--	--	--	--

Section :

Roll No. :

## I. Fill in the blanks.

2 x 2 = 4 M.


1) My name is \_\_\_\_\_

2) My school name is \_\_\_\_\_


## II. Look at the following pictures. Write 'I' for Insects, 'B' for Birds and 'A' for Animals.

5 M.

1)



2)




3)



4)




5)




## III. Some animal pictures are given. Write 'D' for Domestic animals and 'W' for Wild animals.

5 M.


1)



2)



3)



4)



5)



**IV. Match each animal with its baby.**

**5 M.**

<b>Cow</b> <b>1</b>		<input type="checkbox"/>		<b>a. Kitten</b>
<b>Dog</b> <b>2</b>		<input type="checkbox"/>		<b>b. Colt</b>
<b>Horse</b> <b>3</b>		<input type="checkbox"/>		<b>c. Calf</b>
<b>Lion</b> <b>4</b>		<input type="checkbox"/>		<b>d. Puppy</b>
<b>Cat</b> <b>5</b>		<input type="checkbox"/>		<b>e. Cub</b>

**V. Recite the poem.**

**6 M.**

Baa, Baa, Black Sheep.





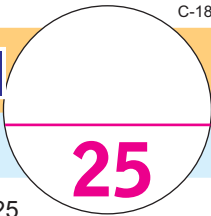


# FORMATIVE ASSESSMENT-II

## Nursery : Literacy Skills & Alphabet

Time : 1 hour]

[Max. Marks:25



Name [ ] [ ] [ ] [ ] [ ] [ ] [ ] [ ] [ ] [ ] [ ] [ ] [ ] [ ] [ ] [ ] [ ] [ ] [ ] [ ]

Section :

Roll No. :

### I. Rewrite the letters.

10 M.

A										
M										
R										
L										
P										
D										
H										
N										
B										
I										

### II. Identify the picture and circle the correct letter with which the word begins.

5 M.

1) A F P R



2) G O I T



3) S C Q N



4) R P H A



5) J L B I



**III. Write the missing letters.**

**5 M.**

1)



B \_ \_ t

2)



C \_ \_ t

3)



P \_ \_ n

4)



Y \_ \_ k

5)



H \_ \_ t

**IV. Rewrite the words.**

**5 M.**

1) Mumbai

\_\_\_\_\_

2) Delhi

\_\_\_\_\_

3) English

\_\_\_\_\_

4) Ahmed

\_\_\_\_\_

5) India

\_\_\_\_\_





Little  
Surprise

Syllabus

Pg. No.s : 7 - 10  
& 6 - 7

# FORMATIVE ASSESSMENT-II

Nursery : Numeracy Skills & Colours and Shapes

[Time : 1 hour]

[Max. Marks:25]

C-18

25

Name

Section :

Roll No. :

## I. Write the numbers.

3 M.

1) SIX – \_\_\_\_\_

2) SEVEN – \_\_\_\_\_

3) FIVE – \_\_\_\_\_

## II. Match the following.

3 M.

6

7

5

6

7

5

## III. Count and write the number.

2 M.

1)  – \_\_\_\_\_

2)  – \_\_\_\_\_

## IV. Write the missing number.

4 M.

1) 5 \_\_\_\_\_

2) 6 \_\_\_\_\_

3) \_\_\_\_\_ 6

4) \_\_\_\_\_ 7

**V. Write the missing letters.**

**3 M.**




1) S \_\_\_ X

2) F I \_\_\_ E

3) S \_\_\_ V \_\_\_ N

**VI. Colour 2 circles with a blue crayon.**

**7 M.**



**VII. Matching.**

**3 M.**

5

Seven

7

Six

6

Five





# FORMATIVE ASSESSMENT-II

## Nursery : General Awareness & Rhymes

Time : 1 hour]

[Max. Marks:25

25

Name

Section :

Roll No. :

### I. Match the followings.

10 M.

1.



School

2.



Bucket

3.



Dining Table

4.



Television

5.



Doctor

6.



Bank

7.



Globe

8.



Books

9.



Teacher

10.




Desk

II. Write 'L' for Living Things and 'N' for Non-living Things.

5 M.

1)



2)



3)



4)



5)



III. Name each toy. You can take the help of 'Use Me'.

5 M.

1)



2)



3)



4)



5)



**Help Box :** Toy Train, Toy Car, Teddy Bear, Ball, Doll

IV. Recite the poem.

5 M.

Jack And Jill.





**Little  
Surprise**

Syllabus  
Lessons : 7 - 10  
Pg. No.s : 36-39  
& 14-18

# FORMATIVE ASSESSMENT-III

**Nursery : Literacy Skills & Alphabet**

[Time : 1 hour]

[Max. Marks:25]

**25**

Name

--	--	--	--	--	--	--	--	--	--	--	--	--	--	--	--	--	--	--	--	--	--

Section :

Roll No. :

## I. Write the missing letters.

8 M.

1.



C \_\_\_ w

2.



P \_\_\_ t

3.



D \_\_\_ g

4.



B \_\_\_ x

5.



B \_\_\_ s

6.



J \_\_\_ g

7.



S \_\_\_ n

8.



B \_\_\_ n

## II. Fill in the blanks with a, an.

12 M.

1) \_\_\_\_\_ book



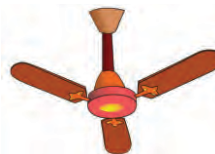
2) \_\_\_\_\_ hat



3) \_\_\_\_\_ box



4) \_\_\_\_\_ fan



5) \_\_\_\_\_ kite



6) \_\_\_\_\_ dog



7) \_\_\_\_\_ ox



8) \_\_\_\_\_ orange



9) \_\_\_\_\_ umbrella



10) \_\_\_\_\_ aeroplane



11) \_\_\_\_\_ ink-pot








12) \_\_\_\_\_ ant



### III. Match the following.

5 M.

- 1)  Nose
- 2)  King
- 3)  Moon
- 4)  Cot
- 5)  Lamp











**III. Count the shapes and write the number.**

**4 M.**

- 1)  \_\_\_\_\_
- 2)  \_\_\_\_\_
- 3)  \_\_\_\_\_
- 4)  \_\_\_\_\_

**IV. Write the before number.**

**3 M.**


- 1) \_\_\_\_\_ 13                      2) \_\_\_\_\_ 11                      3) \_\_\_\_\_ 12

**V. Write the numbers.**

**4 M.**

- 1) TEN \_\_\_\_\_                      2) THIRTEEN \_\_\_\_\_
- 3) TWELVE \_\_\_\_\_                      4) ELEVEN \_\_\_\_\_

**VI. Colour the chirpy grasshopper with green.**





**Little Surprise**

Syllabus  
Lessons : 17-22  
Pg. No.s : 20-25  
& 13-15

# FORMATIVE ASSESSMENT-III

## Nursery : General Awareness & Rhymes

[Time : 1 hour]

[Max. Marks:25]

25











Name

Section :

Roll No. :

### I. Draw lines to match each pair.

5 M.

	Cup		Books
	Bread		Chair
	Lock		Plate
	Pen		Butter
	Table		Key

### II. Some food items are given below. Identify them and write their names. You can take help from 'use me' box.

9 M.



1. \_\_\_\_\_



2. \_\_\_\_\_



3. \_\_\_\_\_



4. \_\_\_\_\_



5. \_\_\_\_\_



6. \_\_\_\_\_



7. \_\_\_\_\_



8. \_\_\_\_\_



9. \_\_\_\_\_

USE ME

Chapati, Rasgulla, Boiled Egg, Milk, Rice, Fish Curry, Chicken, Coconut, Pudding.

**III. Identify each room and match it with its names.**

**4 M.**



Bathroom



Bedroom



Kitchen



Dining room

**IV. Count the stars and colour them.**

**7 M.**





**Little Surprise**

Syllabus  
Lessons : 13-17  
Pg. No.s : 42-46  
& 22-28

# FORMATIVE ASSESSMENT-IV

Nursery : Literacy Skills & Alphabet

[Time : 1 hour]

[Max. Marks:25]

25

Name

Section :

Roll No. :

## I. Match the following.

6 M.



This is a hat

This is a flower

This is a pencil

This is an umbrella

This is an owl

This is an ear



## II. Fill in the blanks with vowel sounds (a, e, i, o, u).

5 M.

1) P \_\_\_ n

2) D \_\_\_ g

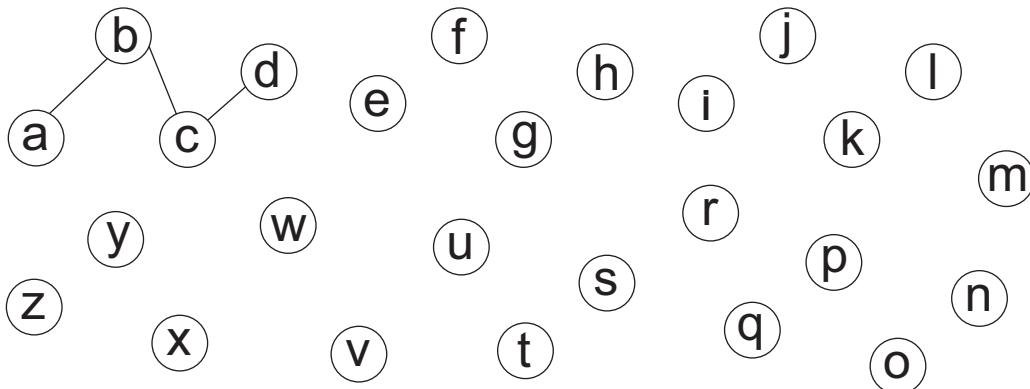
3) G \_\_\_ n

4) L \_\_\_ g

5) B \_\_\_ s

## III. Join the letters in order.

9 M.



**IV. Fill up the following.**

**5 M.**

1.  **one balloon**  \_\_\_\_\_

2.  \_\_\_\_\_  **five stars.**

3.  **one bat**  \_\_\_\_\_

4.  \_\_\_\_\_  **three books.**

5.  **one cup**  \_\_\_\_\_





Little  
Surprise

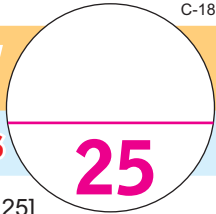
Syllabus  
Pg. No.s : 23-27  
& 16 - 21

# FORMATIVE ASSESSMENT-IV

Nursery : Numeracy Skills & Colours and Shapes

[Time : 1 hour]

[Max. Marks:25]



C-18

Name

Section :

Roll No. :

I. Each box has a number on it. Can you write the number that comes next ? 8 M.

9

3

13

11

4

10

6

8

II. Look at the images and circle the number of books and the number of trees. 2 M.



3      7      1



2      5      6

III. Match the following. 3 M.

17

16

16

18

18

17

**IV. Write the number name.**

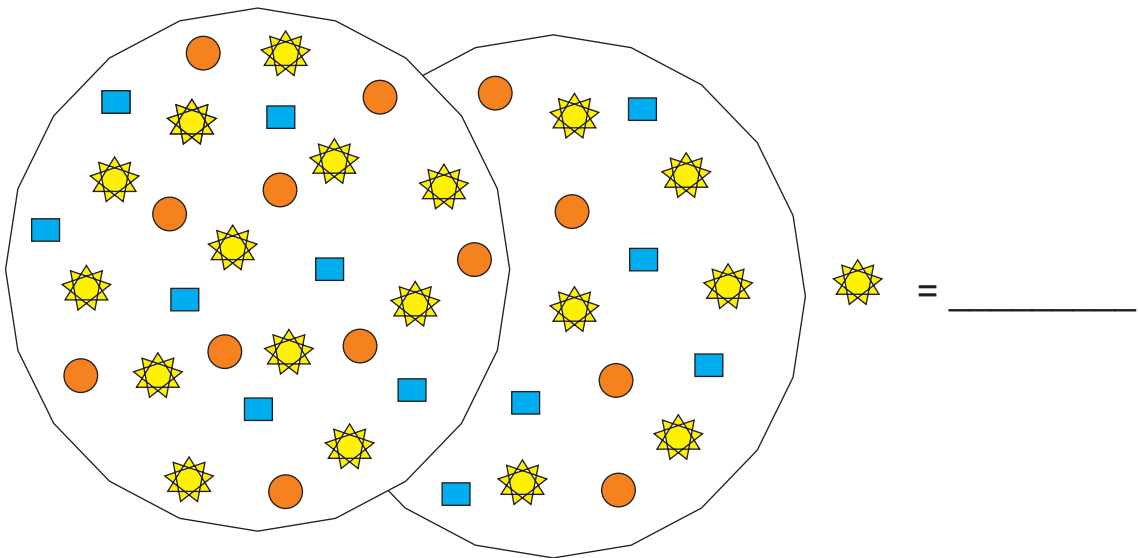
**2 M**

1. 16 – \_\_\_\_\_

2. 18 – \_\_\_\_\_


**V. Count the number of stars and write.**

**5 M**



**VI. Colour the lollipops with Red and Green colours.**

**5 M**







# FORMATIVE ASSESSMENT-IV

Nursery : General Awareness & Rhymes

[Time : 1 hour]

[Max. Marks:25]

25

Name

Section :

Roll No. :

## I. Match the following means of communication with its name. 6 M.

	<b>1. Post Card</b>	
<input type="checkbox"/>	<b>2. Internet</b>	<input type="checkbox"/>
	<b>3. Mobile Phone</b>	
<input type="checkbox"/>	<b>4. Fax</b>	<input type="checkbox"/>
	<b>5. Telephone</b>	
<input type="checkbox"/>	<b>6. Television</b>	<input type="checkbox"/>

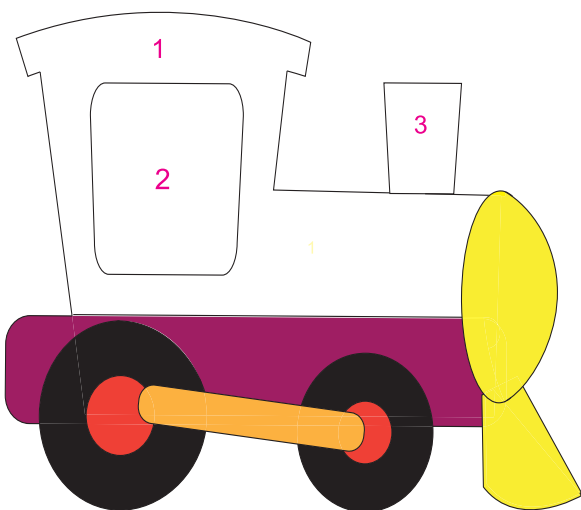
## II. Match each of these festivals with its name. 5 M.

	<input type="checkbox"/>	<b>1. Holi</b>
	<input type="checkbox"/>	<b>2. Guruparva</b>
	<input type="checkbox"/>	<b>3. Id</b>
	<input type="checkbox"/>	<b>4. Christmas</b>
	<input type="checkbox"/>	<b>5. Diwali</b>

III. The girl with squirrel wants to reach her home. She is confused. Find a right path for her. 5 M.



IV. Colour the picture according to the colour bar. 5 M.



- ① RED
- ② BLUE
- ③ GREEN

V. Name the following pictures with the help of 'Use Me' box. 4 M.



Use Me : Moon, Clouds, Stars, Sun



III. Write the missing letters.

10 M.



R \_ \_ t



P \_ \_ t



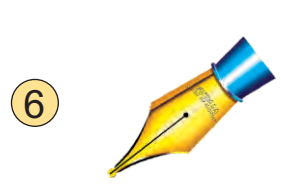
\_ \_ g g



B \_ \_ n



D \_ \_ g




N \_ \_ b



P \_ \_ n



H \_ \_ n



T \_ \_ p



H \_ \_ t

IV. Match picture to word.

5 M.




Jeep



Tiger



Car



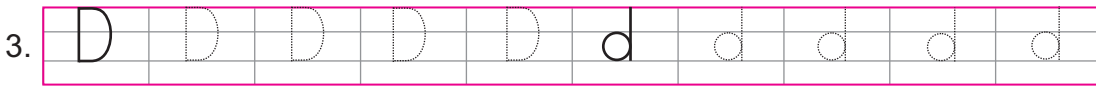
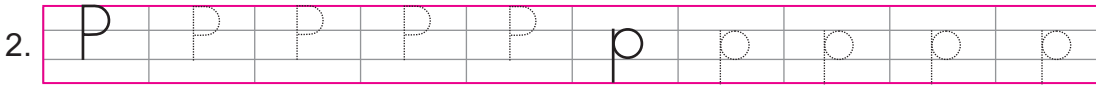
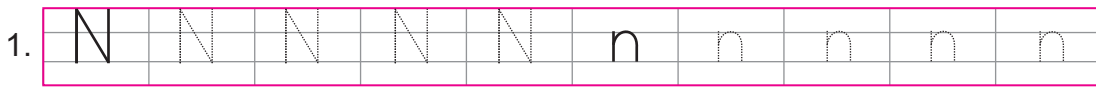
Ice-cream



Peacock

**V. Trace the dotted line to form the letters.**

**3 x 2 = 6 M.**





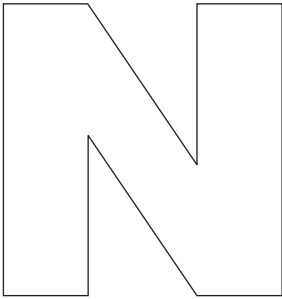
**VI. Identify the pictures and name them.**

**7 x 1 = 7 M.**



VII. Colour the letter N.

5M.





Little  
Surprise

Syllabus

Pg. No.s : 3-13  
& 3-8

# SUMMATIVE ASSESSMENT-I

Nursery : Numeracy Skills & Colours and Shapes

[Time : 2 ½ hours]

[Max. Marks:50]

C-18

50

Name

--	--	--	--	--	--	--	--	--	--	--	--	--	--	--	--	--	--	--	--

Section :

Roll No. :

## I. Circle the smaller number.

5 M.

1) 

3	6
---	---

2) 

1	4
---	---

3) 

5	9
---	---

4) 

7	8
---	---

5) 

2	1
---	---

## II. Write the before and after numbers.

10 M.

1. 

	6
--	---

2. 

1	
---	--

3. 

3	
---	--

4. 

7	
---	--

5. 

	5
--	---

6. 

8	
---	--

7. 

	8
--	---

8. 

	2
--	---

9. 

4	
---	--

10. 

2	
---	--

## III. Write the numbers from 1 to 9.

8 M.

1									
---	--	--	--	--	--	--	--	--	--

## IV. Write the missing letters.

5 M.

1. E \_ \_ g h t

2. S \_ \_ x

3. O \_ \_ e

4. N \_ \_ n e


5. T \_ \_ o



V. Count the objects and match them to the correct number.

7 M.

7




3



2




6



5



9



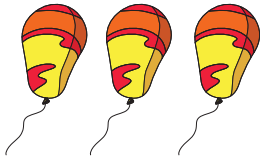
1



VI. Count the number of objects and write the correct number.


5 M.

1.



\_\_\_\_\_

2.



\_\_\_\_\_

3.



\_\_\_\_\_

4.



\_\_\_\_\_

5.



\_\_\_\_\_



VII. Colour the uniform of firefighter and water with blue.

10 M.







**Little Surprise**

Syllabus  
 Lessons : 1 - 16  
 Pg. No.s : 3 - 19  
 & 3 - 12

# SUMMATIVE ASSESSMENT-I

**Nursery : General Awareness & Rhymes**

[Time : 2 ½ hours]

[Max. Marks:50]

**50**

Name











Section :

Roll No. :

**I. Cross the word in each set which does not rhyme with the first word. 5 M.**

1. <b>DEEP</b>	<b>SLEEP</b>	<b>SIT</b>	<b>BEEP</b>	<b>CREEP</b>
2. <b>PET</b>	<b>HEAT</b>	<b>SET</b>	<b>JET</b>	<b>BET</b>
3. <b>CARE</b>	<b>PAIR</b>	<b>HAIR</b>	<b>HAPPY</b>	<b>TEAR</b>
4. <b>FALL</b>	<b>HALL</b>	<b>BALL</b>	<b>CALL</b>	<b>TAIL</b>
5. <b>HAT</b>	<b>BAT</b>	<b>RAT</b>	<b>EAT</b>	<b>SAT</b>

**II. Look at the pictures. Write first letter of the object shown in each picture in capital and small. 10 M.**

1.  <input type="text"/>	2.  <input type="text"/>	3.  <input type="text"/>	4.  <input type="text"/>
5.  <input type="text"/>	6.  <input type="text"/>	7.  <input type="text"/>	8.  <input type="text"/>
9.  <input type="text"/>	10.  <input type="text"/>		

III. Complete the name by filling the missing letters.

5 M.



1. RAB\_\_ \_T



2. FL\_\_ \_ER



3. L\_\_ \_F



4. MA\_\_ \_O



5. ST\_\_ \_K

IV. Match the following.

5 M.

1.



Computer

2.



Policeman

3.



Mango

4.



School

5.



Bed

**V. Write 'A' for Animals, 'B' for Birds, and 'I' for Insects.**

**5 M.**

1.



\_\_\_\_\_

2.



\_\_\_\_\_

3.



\_\_\_\_\_

4.



\_\_\_\_\_

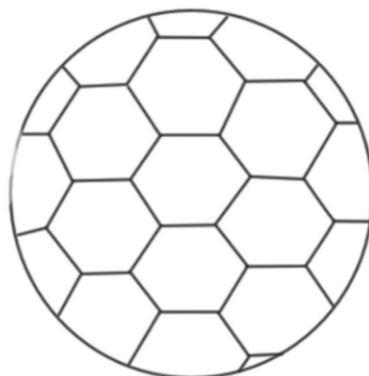
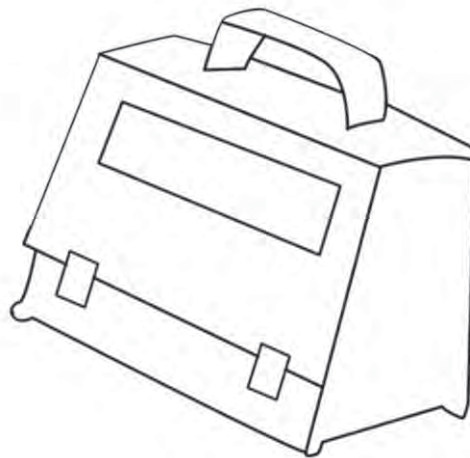
5.



\_\_\_\_\_

**VI. Colour the Non-living things.**

**10 M.**



**VII. Recite the poems.**

**5 x 2 = 10 M.**

**1. Yellow, Yellow Sun**

**2. Twinkle, Twinkle**





# SUMMATIVE ASSESSMENT-II

## Nursery : Literacy Skills & Alphabet

50

Syllabus  
Lessons : 1 - 12  
Pg. No.s : 5 - 41  
& 3 - 21

[Time : 2 ½ hours]

[Max. Marks:50]






Name

Section :

Roll No. :

### I. Match the following.

5 M.

- |    |                                                                                    |            |
|----|------------------------------------------------------------------------------------|------------|
| 1. |   | Van        |
| 2. |   | Grapes     |
| 3. |   | Watermelon |
| 4. |   | Toy        |
| 5. |  | Butterfly  |







### II. Complete the alphabet.

10 M.

A \_\_\_ C \_\_\_ \_\_\_ F G \_\_\_  
 I \_\_\_ K \_\_\_ M \_\_\_ O P  
 Q \_\_\_ S \_\_\_ U V \_\_\_ X Y \_\_\_

### III. Look at the pictures and write the letter with which the word begins.

6 M.

- |                                                                                        |                                                                                        |                                                                                         |                                                                                          |
|----------------------------------------------------------------------------------------|----------------------------------------------------------------------------------------|-----------------------------------------------------------------------------------------|------------------------------------------------------------------------------------------|
| 1.  | 2.  | 3.  | 4.  |
| 5.  | 6.  |                                                                                         |                                                                                          |

**IV. Write the missing letters.**

**10 M.**



P \_\_\_ n




Z \_\_\_ p



G \_\_\_ n




C \_\_\_ t



S h \_\_\_ p



K \_\_\_ n g



D \_\_\_ c k



B a \_\_\_ a n \_\_\_

**V. Identify the letters and circle them.**

**6 M.**

1. **N**

A K L G N O

2. **P**

H R I P F B

3. **B**

C H B G V F

4. **R**

R W Z J L M

5. **M**

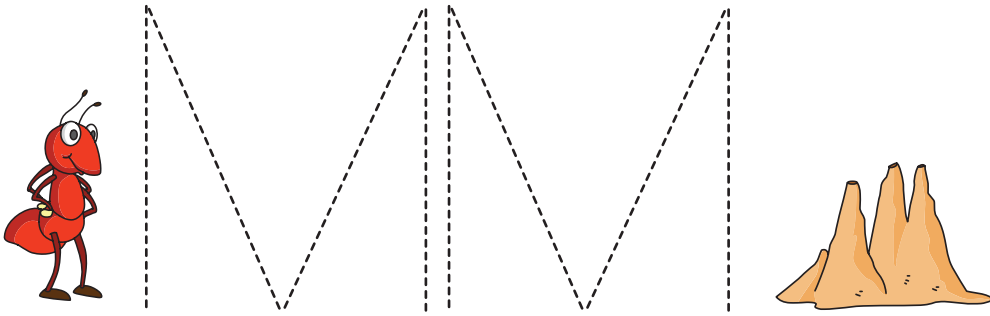
W Y C K O M

6. **D**

E L N D A O




**VI. Help the ant to reach the anthill by joining the dots.**



**VII. Identify the pictures and name them.**

**5 M.**

1.



\_\_\_\_\_

2.




\_\_\_\_\_

3.



\_\_\_\_\_

4.



\_\_\_\_\_

5.



\_\_\_\_\_

VIII. Fill in the blanks with 'a' & 'an'.

5 M.





Little Surprise

Syllabus  
Pg. No.s : 3-22  
& 3-15

# SUMMATIVE ASSESSMENT-II

Nursery : Numeracy Skills & Colours and Shapes

[Time : 2 ½ hours]

[Max. Marks:50]

C-18

50

Name

--	--	--	--	--	--	--	--	--	--	--	--	--	--	--	--	--	--	--	--

Section :

Roll No. :

## I. Write the missing numbers.


10 M.

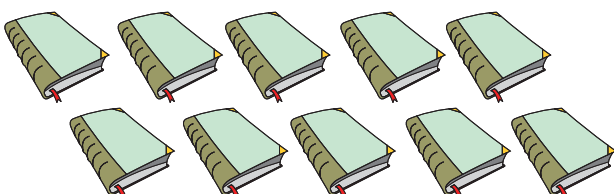
1			4					9	
---	--	--	---	--	--	--	--	---	--


	12			15	
--	----	--	--	----	--


## II. Count the objects below and write the correct number.

5 M.

1. 

2. 

3. 

4. 

5. 

III. Look at the number in each box. Can you fill in the number that comes before each one ?

5 M.

1. 

	13
--	----

2. 

	2
--	---

3. 

	9
--	---

4. 

	15
--	----

5. 

	4
--	---

IV. Write the after numbers in the boxes given below.

5 M.

1. 

2	
---	--

2. 

11	
----	--

3. 

9	
---	--

4. 


13	
----	--

5. 

6	
---	--

V. Count the following shapes and write the number.

10 M.



▲ = \_\_\_\_\_  
 ■ = \_\_\_\_\_  
 ● = \_\_\_\_\_

VI. Rewrite the numbers.

5 M.

15					
6					
1					
9					
3					

VII. Colour the tasty Gingerbread man with brown.

10 M.







**Little Surprise**

Syllabus  
Lessons : 1 - 26  
Pg. No.s : 3 - 29  
& 3 - 16

# SUMMATIVE ASSESSMENT-II

**Nursery : General Awareness & Rhymes**

[Time : 2 ½ hours]

[Max. Marks:50]

**50**

Name


Section :

Roll No. :

## I. Write 'L' for Living Things and 'N' for Non-living Things.

5 M.

1.



2.




3.



4.



5.



## II. Look at the following pictures and name them. You can take the help from Use Me box.

5 M.

1.



2.



3.



4.



5.



**Use Me : Table Lamp, Fan, Joker, Rasagulla, Pudding**

III. Match the following.

5 M.



Park



Television



Computer





Strawberry



Bedroom

IV. Write 'F' for Fast modes of transport and 'S' for Slow modes of transport.


5 M.





**V. Complete the name by filling the missing letters.**

**5 M.**



D \_ \_ G



FL \_ \_ ER



MA \_ \_ O



T \_ \_ LE



ST \_ \_ K

**VI. Cross the word in each set which does not rhyme with the first word.**


**5 M.**

1.	<b>CARE</b>	<b>PAIR</b>	<b>HAIR</b>	<b>HAPPY</b>	<b>TEAR</b>
2.	<b>HAT</b>	<b>BAT</b>	<b>RAT</b>	<b>EAT</b>	<b>SAT</b>
3.	<b>FALL</b>	<b>HALL</b>	<b>BALL</b>	<b>CALL</b>	<b>TAIL</b>
4.	<b>DEEP</b>	<b>SLEEP</b>	<b>SIT</b>	<b>BEEP</b>	<b>CREEP</b>
5.	<b>PET</b>	<b>HEAT</b>	<b>SET</b>	<b>JET</b>	<b>BET</b>

VII. Label the parts of this computer. Take help from Use Me box. 5 M.



VIII. Join the letters and fill colours on it.



IX. Recite the poems.

2 x 5 = 10 M.

1. Dip, Dip, Dip
2. Puff - a - train





Little Surprise

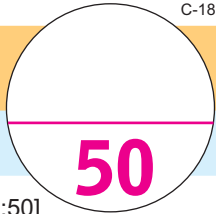
Syllabus  
Lessons : 1 to 18  
Pg. No.s : 5 - 48  
& 3 - 32

# SUMMATIVE ASSESSMENT-III

## Nursery : Literacy Skills & Alphabet

[Time : 2 ½ hours]

[Max. Marks:50]



Name

Section :

Roll No. :

### I. Write A to Z in Capital letters.

A

Z

### II. Draw the line to match the letter with figure.

10 M.

1. N



2. I



3. G



4. H



5. R



III. Write small letters from n to w.






10 M.

--	--	--	--	--

--	--	--	--	--






IV. Write the missing letters.

5 M.

-  1. C \_ \_ t
-  2. H \_ \_ n
-  3. P \_ \_ n
-  4. C \_ \_ w
-  5. C \_ \_ b

V. Fill in the blanks with 'a' or 'an'.

5 M.

1. \_\_\_\_\_ book 
2. \_\_\_\_\_ orange 
3. \_\_\_\_\_ hut 
4. \_\_\_\_\_ elephant 
5. \_\_\_\_\_ man 

**VI. Complete the sentence.**

**6 M.**

1. This is a \_\_\_\_\_.



2. This is a \_\_\_\_\_.



3. It is a \_\_\_\_\_.



4. A \_\_\_\_\_ mango.



5. A \_\_\_\_\_ leaf.



6. It is an \_\_\_\_\_.



**VII. Oral test.**

**2 x 2 = 4 M.**


1. What is your name ?

2. What is the name of your school ?

VIII. Write the name and colour it.

5 M.

Ans. \_\_\_\_\_





**IV. Write the number names.**


**2 x 2 = 4 M.**

1. 20 – \_\_\_\_\_

2. 4 – \_\_\_\_\_

**V. Count the pictures given below and match them with the correct numbers.**

**5 M.**



**VI. Write the before numbers.**

**5 M.**

1. 

	13
--	----

2. 

	20
--	----

3. 

	10
--	----

4. 

	6
--	---

5. 

	2
--	---




**VII. Circle the number '9'.**

**5 M.**

12	6	9	5	4
9	11	3	9	10
3	9	2	6	17
18	4	9	13	9
13	9	10	9	8
9	1	9	7	15

**VIII. Each number has a colour. Look at the matching colours and numbers in the box below. Then colour the picture of the teddy bear according to the numbers.**

**10 M.**







**Little Surprise**

Syllabus  
 Lessons : 1 - 35  
 Pg. No.s : 3 - 38  
 & 3 - 24

# SUMMATIVE ASSESSMENT-III

**Nursery : General Awareness & Rhymes**

[Time : 2 ½ hours]

[Max. Marks:50]

50

Name

Section :

Roll No. :

## I. Match each game with its name.

6 M.



1. Cricket



2. Kabaddi



3. Basketball



4. Hockey



5. Football



6. Tennis

## II. Write 'L' for Land, 'W' for Water and 'A' for Air transports.

5 M.



1.



2.



3.



4.



5.

III. Write the name of the sense organ in the blank space with the help of 'Use Me' box.. 5 M.



1. They help us to see things.

\_\_\_\_\_



2. They help us to hear sounds.

\_\_\_\_\_



3. It helps us to smell things.

\_\_\_\_\_



4. It helps us to taste things.

\_\_\_\_\_




5. It helps us to feel hot, cold, rough or smooth things.

\_\_\_\_\_

USE ME

Skin  
Tongue  
Nose  
Eyes  
Ears

IV. Complete the name by filling the missing letters. 5 M.



1. MA \_\_\_ O



2. ST \_\_\_ K



3. FL \_\_\_ ER



4. RAB \_\_\_ T



5. MO \_\_\_ EY



V. Write 'D' for Domestic Animals and 'W' for Wild Animals.

9 M.



VI. Identify the game and write the name. Take help from Use Me box. 4 M.



USE ME  
Ludo, Snakes and Ladders, Carrom, Chess.

**VII. Recite the Rhymes.**

1. Johnny, Johnny

4 M.

2. Incy Wincy Spider

6 M.

**VIII. Colour the Living things.**

6 M.

