

# VIKRAM

# A

23

## HINDI BHASHA SRAVANTHI Question Papers

### CLASS – 1

### FORMATIVE ASSESSMENT PAPERS

- \* FORMATIVE ASSESSMENT - I
- \* FORMATIVE ASSESSMENT - II
- \* FORMATIVE ASSESSMENT - III
- \* FORMATIVE ASSESSMENT - IV

### SUMMATIVE ASSESSMENT PAPERS

- \* SUMMATIVE ASSESSMENT - I
- \* SUMMATIVE ASSESSMENT - II
- \* SUMMATIVE ASSESSMENT - III

**TOTAL PAGES : 20**

**NO. OF SETS : 01**  
**NO. OF STUDENTS : 01**

**Note :** These Question Papers are meant for students, using Vikram Hindi Formative and Summative Exam papers are as complement for schools. The price of ₹ 4/- against Formative Assessment Exam papers also charged nominally towards transportation and handling charges only and to avoid misusage /wastage.

Note : Cut along the marking to avoid un-even cutting or torn

# LESSON PLAN

**CLASS : 1**

	Months	Vikram Hindi Bhasha Sravanthi
		Page Nos.
FA – I	June – July	Pg Nos : 4 - 8
FA – II	August	Pg Nos : 9 - 13
SA – I	September	Pg Nos : 4 - 15
FA – III	October – November	Pg Nos : 16 - 25
SA – II	December	Pg Nos : 4 - 32
FA – IV	January – February	Pg Nos : 33 - 38
	March	Revision
SA – III	April	Pg Nos : 4 - 40

Name :

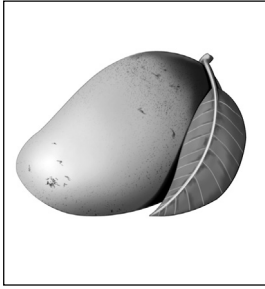
Class :

Section :


Roll No.

I. Fill in the blanks with the help of pictures.

(9 × 1 = 9)




म




पभ



टज



षब



ट




पवन



मली



जगर



ट

II. Fill in the blanks.

(7)

अ			ई			ऋ
---	--	--	---	--	--	---

	ऐ			अं	
--	---	--	--	----	--

III. Write the letters from ट to श.

(9)

ट		ड		
---	--	---	--	--

त		द		
---	--	---	--	--

प		ब		म
---	--	---	--	---

य			व	
---	--	--	---	--

☆☆☆

Name :


Class :

Section :


Roll No.

I. Fill in the blanks with the help of the pictures.

(9 × 1 = 9)



छुआ



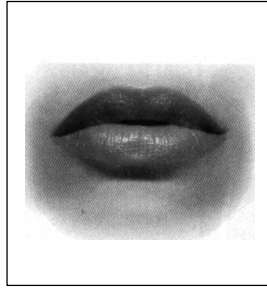
रगोश



गा



रत



ट




ग



जार



ना



सर

II. Write the missing letters.

(7 × 1 = 7)

	आ		ई			ऋ
--	---	--	---	--	--	---

ए			औ		अः
---	--	--	---	--	----

III. Write the meanings of the following words in English.

(4 × 1 = 4)

1. अंकुर = .....
2. खग = .....
3. अंगूठा = .....
4. ऐरावत = .....

IV. Match the following.

(5 × 1 = 5)

- |          |          |
|----------|----------|
| 1. अंकुर | Saw      |
| 2. औषध   | Sprout   |
| 3. खत    | Medicine |
| 4. औजार  | Letter   |
| 5. करवत  | Tools    |

☆☆☆

Name :

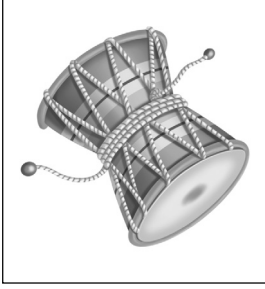
Class :

Section :


Roll No.

I. Fill in the blanks with the help of the pictures.


(6 × 1 = 6)



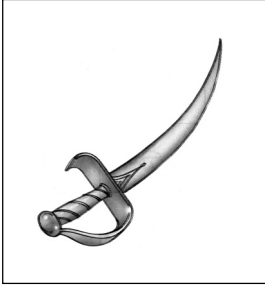
मरु




रणी




यन



लवार



माटर



रबूज

II. Fill in the missing letters.

(10)

क  ग  ड  छ  झ

ट  ड  ण त  द  न

III. Write the meanings of the following words in English.

(5 × 1 = 5)

1. पहाड़ = .....
2. फूल = .....
3. पलक = .....
4. फरसा = .....
5. थैली = .....

IV. Match the following.

(4 × 1 = 4)

1. दवात



2. ढक्कन



3. झष



4. नमक



☆☆☆



Name :


Class :

Section :

Roll No.

**I. Count and write the numbers in Hindi.**

(6 × 1 = 6)



**II. Write the letters from 'म' to 'क्ष'.**

(10)

--	--	--	--	--	--

--	--	--	--	--	--

**III. Write the numbers in Hindi.**

(5 × 1 = 5)

1. Three = .....
2. Five = .....
3. Ten = .....
4. Two = .....
5. Seven = .....

**IV. Match the following.**

(8 × ½ = 4)

- |                 |      |
|-----------------|------|
| 1. इकार         | a. े |
| 2. उकार         | b. ि |
| 3. ऋकार         | c. ँ |
| 4. ऐकार         | d. ु |
| 5. औकार         | e. ः |
| 6. जन्द्रबिन्दु | f. े |
| 7. विसर्ग       | g. ऌ |
| 8. आकार         | h. ँ |

☆☆☆

Name :

Class :

Section :

Roll No.

I. Write varnamala from 'अ' To 'ज'.

(15)

\_\_\_\_\_

\_\_\_\_\_

\_\_\_\_\_

\_\_\_\_\_

II. Fill in the blanks.

(5 × 1 = 5)

1. क \_\_\_\_\_ आ

4. घो \_\_\_\_\_

2. खरगो \_\_\_\_\_

5. उ \_\_\_\_\_ ज

3. अ \_\_\_\_\_ र

III. Write the English meanings.

(10 × 1 = 10)

1. आदमी - \_\_\_\_\_

6. ओसर - \_\_\_\_\_

2. अखबार - \_\_\_\_\_

7. ऐया - \_\_\_\_\_

3. एकतारा - \_\_\_\_\_

8. अनार - \_\_\_\_\_

4. अंकुर - \_\_\_\_\_

9. मोर - \_\_\_\_\_

5. गढ़ - \_\_\_\_\_

10. घर - \_\_\_\_\_

IV. Dictation.

(10 × 1 = 10)

1. \_\_\_\_\_

6. \_\_\_\_\_

2. \_\_\_\_\_

7. \_\_\_\_\_

3. \_\_\_\_\_

8. \_\_\_\_\_

4. \_\_\_\_\_











9. \_\_\_\_\_

5. \_\_\_\_\_

10. \_\_\_\_\_

V. Match the following.

(10 × 1 = 10)

1.  ( ) a) शेर
2.  ( ) b) नयन
3.  ( ) c) आम
4.  ( ) d) इमली
5.  ( ) e) ऋषी
6.  ( ) f) उपवन
7.  ( ) g) चटक
8.  ( ) h) झंडा
9.  ( ) i) टमाटर
10.  ( ) j) तरबूज

☆☆☆

Name :

Class :

Section :

Roll No.

I. Write the varnamala from 'अ' To 'झ'.

(20)

---

---

---

---

II. Match the following.

(5 × 1 = 5)

1.



( )

a) ऊँट

2.



( )

b) ओँट

3.



( )

c) यमल

4.



( )

d) शेर

5.



( )

e) तरबूज

**III. Write the English meanings for the following.**

(5 × 1 = 5)

1. धनुष = \_\_\_\_\_
2. भवन = \_\_\_\_\_
3. क्षयी = \_\_\_\_\_
4. यति - \_\_\_\_\_
5. डगर - \_\_\_\_\_

**IV. Write the Hindi meanings for the following.**

(5 × 1 = 5)

1. Kshatriya = \_\_\_\_\_
2. Nartaki = \_\_\_\_\_
3. Salt = \_\_\_\_\_
4. Scholar = \_\_\_\_\_
5. Hexagon = \_\_\_\_\_

**V. Fill in the blanks.**

(5 × 1 = 5)

1. सर \_\_\_\_\_
2. ड \_\_\_\_\_ र
3. दर \_\_\_\_\_
4. प \_\_\_\_\_ ड़
5. छक \_\_\_\_\_

**VI. Dictation.**

(10 × 1 = 10)

1. \_\_\_\_\_
2. \_\_\_\_\_
3. \_\_\_\_\_
4. \_\_\_\_\_
5. \_\_\_\_\_
6. \_\_\_\_\_
7. \_\_\_\_\_
8. \_\_\_\_\_
9. \_\_\_\_\_
10. \_\_\_\_\_

☆☆☆

Name :

Class :

Section :

Roll No.

I. Fill in the blanks with the help of the pictures.

(6 × 1 = 6)



खबार



न




ल



र



र



नदा

II. Fill in the blanks.

(8 × 1 = 8)

1. फ  सा

2. त्र  बक

3. षट  द

4. व  ल

5. ब  रा

6. पहा

7. ध  ष

8. ट  की

III. Match the following.

(6 × 1 = 6)

- |          |            |
|----------|------------|
| 1. पाँच  | a. Dew     |
| 2. लड़की | b. Soldier |
| 3. उदर   | c. Goat    |
| 4. ओस    | d. Five    |
| 5. जवान  | e. Girl    |
| 6. बकरा  | f. Stomach |

IV. Write the "Bharakhadi" (बारहखड़ी).

(2 × 5 = 10)

र : \_\_\_\_\_

न : \_\_\_\_\_

V. Count and write the numbers in Hindi.

(5 × 1 = 5)

1.  A. \_\_\_\_\_

2.  A. \_\_\_\_\_

3.  A. \_\_\_\_\_

4.  A. \_\_\_\_\_

5.  A. \_\_\_\_\_

VI. Write the signs of Vowels (मात्राएँ).

(10)



**VII. Write the numbers in Hindi.**

(5 × 1 = 5)

1. Seven = \_\_\_\_\_

2. Four = \_\_\_\_\_

3. Six = \_\_\_\_\_

4. Eight = \_\_\_\_\_

5. Five = \_\_\_\_\_

☆☆☆

