


WLM-2000A-R


Artwork Template

WLM-2000A-R

Tension Fabric Wall Display

Graphic Size 
 1448mm w x 2447mm h (57" w x 96.3" h)

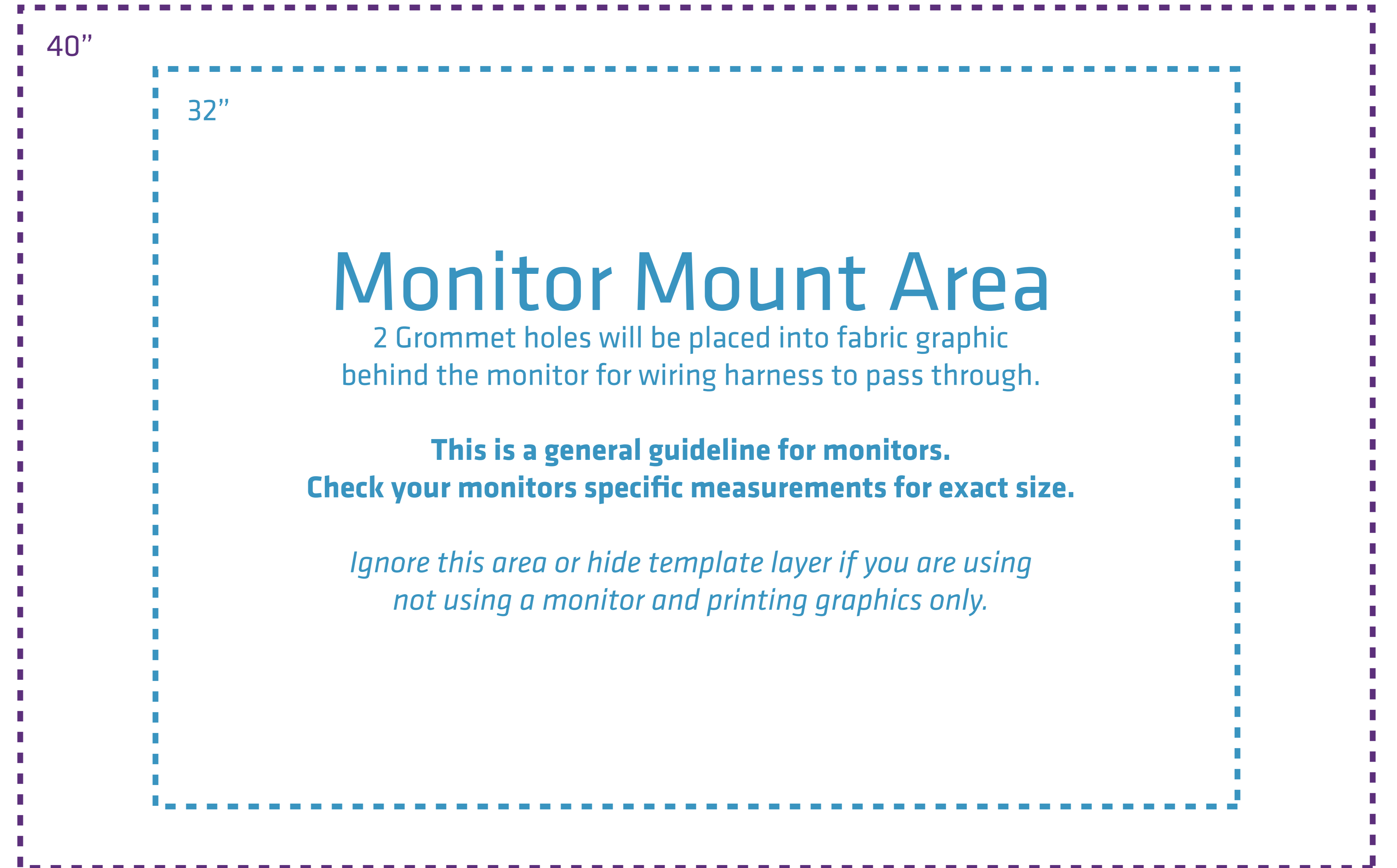
Keep text and important images inside of green line. 

Graphic Size with Bleed 
 1548mm w x 2507mm h (61" w x 98.7" h)

Overlapping area 3.5" (Front) 

WLM-2000E

Artwork Template




Monitor Mount Area
 2 Grommet holes will be placed into fabric graphic behind the monitor for wiring harness to pass through.

This is a general guideline for monitors. Check your monitors specific measurements for exact size.


Ignore this area or hide template layer if you are using not using a monitor and printing graphics only.

WLM-2000E

Tension Fabric Wall Display

Graphic Size 
 1448mm w x 2260mm h (57" w x 88.9" h)

Keep text and important images inside of green line. 

Graphic Size with Bleed 
 1548mm w x 2320mm h (61" w x 91.3" h)

Overlapping area 3.5" (Back) 

TV Mount
Keep text and important images Outside of purple or blue line.
 32" TV Area
 34.6" w x 23.6" h

40" TV Area
 43.3" w x 27.6" h

- CMYK color
- Resolutions must be 72-125 ppi
- All fonts must be created to outlines
- Embed all images in final document
- Save final document as PDF for print

