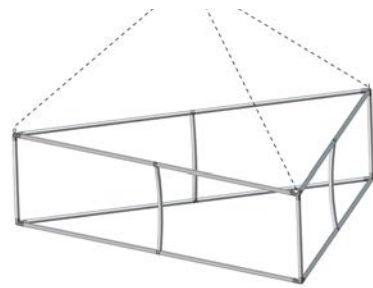


Triangle Hanging Structures

TRI

Triangle tension fabric hanging structures are made in the USA and are of the utmost quality and durability. State-of-the-art zipper pillowcase dye-sublimated stretch fabric coverings are combined with advanced, lightweight aluminum structures to provide unique design, functionality, and style. Hanging structures are offered in a wide variety of shapes and sizes. Stretch fabric graphics are hand-sewn, durable and dry-cleanable.



Frame




Single sided graphic



Double sided graphic




Graphic with printed bottom



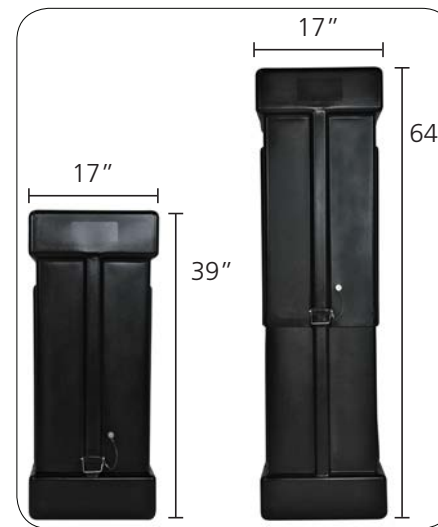
30mm tube push-button connector



50mm tube spigot connector



Hanging Structure standard box



OCE Expandable Display Case - Available as an upgrade

features and benefits:

- Triangle hanging structures come in 8', 10', 12', 14', 16', 18' & 20' width configurations at varying heights of 2', 3', 4', 5' & 6'
- Shapes 12' width and under are constructed with 30mm (1^{1/8}") tubes and push-button connectors for simple assembly
- Shapes 14' width and over are constructed with 50mm (2") tubes and internal expanding spigot connectors for unmatched structural integrity
- Engineer certified (structural engineer certificate available upon request)
- Zippered pillowcase fabric graphic options include: unprinted (white and black), single-sided (outer panel printed only), double-sided (inner and outer panels printed), and zip-in unprinted (white and black) and printed bottom panels
- All pillowcase graphics come standard with opaque liner
- Both bottom zip-in graphic panels offered on 8', 10', 12', and 14' width options only
- Comes standard with hanging hardware, bags and heavy-duty shipping and storage box(es)
- OCE Expandable rugged molded shipping cases available as an upgrade
- Collapses to a fraction of its size
- Easy to store and ship
- Quick to set up

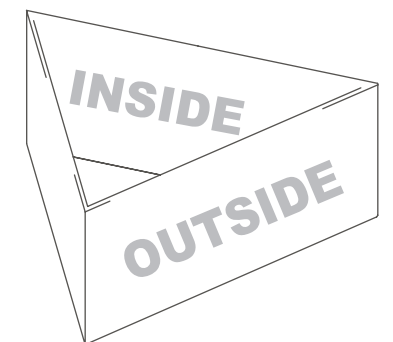
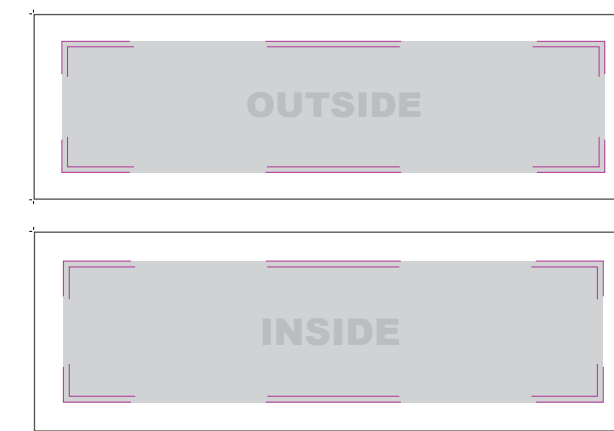
dimensions:

Hardware can be found on page 2

Graphic dimensions can be found in the graphic templates, which can be viewed at www.exhibitors-handbook.com/graphic-templates


Graphic Material:

5 oz. Soft Knit Dye-sublimated zipper pillowcase fabric



We are continually improving and modifying our product range and reserve the right to vary the specifications without prior notice. All dimensions and weights quoted are approximate and we accept no responsibility for variance. E&OE. See Graphic Templates for graphic bleed specifications.

TRI-8' WIDTH										
HEIGHT	HARDWARE CODE	# OF BOXES OR CASES	UNPRINTED GRAPHIC CODE	SINGLE-SIDED GRAPHIC CODE	OUTER GRAPHIC SPECS	DOUBLE-SIDED GRAPHIC CODE	INSIDE GRAPHIC SPECS	BOTTOM ZIP-IN PANEL (UNPRINTED) CODE	BOTTOM ZIP-IN PANEL (PRINTED) CODE	BOTTOM PANEL GRAPHIC SPECS
2'	TRI-0802	1	TRI-0802-U	TRI-0802-G	96"W X 24"H	TRI-0802-GDBL	91.9"W X 24"H	TRI-0802-GUBP	TRI-0802-GBPB	96"W X 96"H
3'	TRI-0803	1	TRI-0803-U	TRI-0803-G	96"W X 36"H	TRI-0803-GDBL	91.9"W X 36"H	TRI-0803-GUBP	TRI-0803-GBPB	96"W X 96"H
4'	TRI-0804	1	TRI-0804-U	TRI-0804-G	96"W X 48"H	TRI-0804-GDBL	91.9"W X 48"H	TRI-0804-GUBP	TRI-0804-GBPB	96"W X 96"H
5'	TRI-0805	1	TRI-0805-U	TRI-0805-G	96"W X 60"H	TRI-0805-GDBL	91.9"W X 60"H	TRI-0805-GUBP	TRI-0805-GBPB	96"W X 96"H
6'	TRI-0806	1	TRI-0806-U	TRI-0806-G	96"W X 72"H	TRI-0806-GDBL	91.9"W X 72"H	TRI-0806-GUBP	TRI-0806-GBPB	96"W X 96"H



Unprinted graphic
black & white options

TRI-10' WIDTH										
HEIGHT	HARDWARE CODE	# OF BOXES OR CASES	UNPRINTED GRAPHIC CODE	SINGLE-SIDED GRAPHIC CODE	OUTER GRAPHIC SPECS	DOUBLE-SIDED GRAPHIC CODE	INSIDE GRAPHIC SPECS	BOTTOM ZIP-IN PANEL (UNPRINTED) CODE	BOTTOM ZIP-IN PANEL (PRINTED) CODE	BOTTOM PANEL GRAPHIC SPECS
2'	TRI-1002	1	TRI-1002-U	TRI-1002-G	120"W X 24"H	TRI-1002-GDBL	115.9"W X 24"H	TRI-1002-GUBP	TRI-1002-GBPB	120"W X 120"H
3'	TRI-1003	1	TRI-1003-U	TRI-1003-G	120"W X 36"H	TRI-1003-GDBL	115.9"W X 36"H	TRI-1003-GUBP	TRI-1003-GBPB	120"W X 120"H
4'	TRI-1004	1	TRI-1004-U	TRI-1004-G	120"W X 48"H	TRI-1004-GDBL	115.9"W X 48"H	TRI-1004-GUBP	TRI-1004-GBPB	120"W X 120"H
5'	TRI-1005	1	TRI-1005-U	TRI-1005-G	120"W X 60"H	TRI-1005-GDBL	115.9"W X 60"H	TRI-1005-GUBP	TRI-1005-GBPB	120"W X 120"H
6'	TRI-1006	1	TRI-1006-U	TRI-1006-G	120"W X 72"H	TRI-1006-GDBL	115.9"W X 72"H	TRI-1006-GUBP	TRI-1006-GBPB	120"W X 120"H



Single sided graphic

TRI-12' WIDTH										
HEIGHT	HARDWARE CODE	# OF BOXES OR CASES	UNPRINTED GRAPHIC CODE	SINGLE-SIDED GRAPHIC CODE	OUTER GRAPHIC SPECS	DOUBLE-SIDED GRAPHIC CODE	INSIDE GRAPHIC SPECS	BOTTOM ZIP-IN PANEL (UNPRINTED) CODE	BOTTOM ZIP-IN PANEL (PRINTED) CODE	BOTTOM PANEL GRAPHIC SPECS
2'	TRI-1202	1	TRI-1202-U	TRI-1202-G	144"W X 24"H	TRI-1202-GDBL	139.9"W X 24"H	TRI-1202-GUBP	TRI-1202-GBPB	144"W X 144"H
3'	TRI-1203	1	TRI-1203-U	TRI-1203-G	144"W X 36"H	TRI-1203-GDBL	139.9"W X 36"H	TRI-1203-GUBP	TRI-1203-GBPB	144"W X 144"H
4'	TRI-1204	1	TRI-1204-U	TRI-1204-G	144"W X 48"H	TRI-1204-GDBL	139.9"W X 48"H	TRI-1204-GUBP	TRI-1204-GBPB	144"W X 144"H
5'	TRI-1205	1	TRI-1205-U	TRI-1205-G	144"W X 60"H	TRI-1205-GDBL	139.9"W X 60"H	TRI-1205-GUBP	TRI-1205-GBPB	144"W X 144"H
6'	TRI-1206	1	TRI-1206-U	TRI-1206-G	144"W X 72"H	TRI-1206-GDBL	139.9"W X 72"H	TRI-1206-GUBP	TRI-1206-GBPB	144"W X 144"H



Double sided graphic

TRI-14' WIDTH										
HEIGHT	HARDWARE CODE	# OF BOXES OR CASES	UNPRINTED GRAPHIC CODE	SINGLE-SIDED GRAPHIC CODE	OUTER GRAPHIC SPECS	DOUBLE-SIDED GRAPHIC CODE	INSIDE GRAPHIC SPECS	BOTTOM ZIP-IN PANEL (UNPRINTED) CODE	BOTTOM ZIP-IN PANEL (PRINTED) CODE	BOTTOM PANEL GRAPHIC SPECS
2'	TRI-1402	2	TRI-1402-U	TRI-1402-G	168"W X 24"H	TRI-1402-GDBL	161.2"W X 24"H	TRI-1402-GUBP	TRI-1402-GBPB	168"W X 168"H
3'	TRI-1403	2	TRI-1403-U	TRI-1403-G	168"W X 36"H	TRI-1403-GDBL	161.2"W X 36"H	TRI-1403-GUBP	TRI-1403-GBPB	168"W X 168"H
4'	TRI-1404	2	TRI-1404-U	TRI-1404-G	168"W X 48"H	TRI-1404-GDBL	161.2"W X 48"H	TRI-1404-GUBP	TRI-1404-GBPB	168"W X 168"H
5'	TRI-1405	2	TRI-1405-U	TRI-1405-G	168"W X 60"H	TRI-1405-GDBL	161.2"W X 60"H	TRI-1405-GUBP	TRI-1405-GBPB	168"W X 168"H
6'	TRI-1406	2	TRI-1406-U	TRI-1406-G	168"W X 72"H	TRI-1406-GDBL	161.2"W X 72"H	TRI-1406-GUBP	TRI-1406-GBPB	168"W X 168"H

TRI-16' WIDTH							
HEIGHT	HARDWARE CODE	# OF BOXES OR CASES	UNPRINTED GRAPHIC CODE	SINGLE-SIDED GRAPHIC CODE	OUTER GRAPHIC SPECS	DOUBLE-SIDED GRAPHIC CODE	INSIDE GRAPHIC SPECS
2'	TRI-1602	2	TRI-1602-U	TRI-1602-G	192"W X 24"H	SQU-1602-GDBL	192"W X 24"H
3'	TRI-1603	2	TRI-1603-U	TRI-1603-G	192"W X 36"H	SQU-1603-GDBL	192"W X 36"H
4'	TRI-1604	2	TRI-1604-U	TRI-1604-G	192"W X 48"H	SQU-1604-GDBL	192"W X 48"H
5'	TRI-1605	2	TRI-1605-U	TRI-1605-G	192"W X 60"H	SQU-1605-GDBL	192"W X 60"H
6'	TRI-1606	2	TRI-1606-U	TRI-1606-G	192"W X 72"H	SQU-1606-GDBL	192"W X 72"H



Unprinted zip-in bottom panel
black & white options

TRI-18' WIDTH							
HEIGHT	HARDWARE CODE	# OF BOXES OR CASES	UNPRINTED GRAPHIC CODE	SINGLE-SIDED GRAPHIC CODE	OUTER GRAPHIC SPECS	DOUBLE-SIDED GRAPHIC CODE	INSIDE GRAPHIC SPECS
2'	TRI-1802	2	TRI-1802-U	TRI-1802-G	216"W X 24"H	TRI-1802-GDBL	209"W X 24"H
3'	TRI-1803	2	TRI-1803-U	TRI-1803-G	216"W X 36"H	TRI-1803-GDBL	209"W X 36"H
4'	TRI-1804	2	TRI-1804-U	TRI-1804-G	216"W X 48"H	TRI-1804-GDBL	209"W X 48"H
5'	TRI-1805	2	TRI-1805-U	TRI-1805-G	216"W X 60"H	TRI-1805-GDBL	209"W X 60"H
6'	TRI-1806	2	TRI-1806-U	TRI-1806-G	216"W X 72"H	TRI-1806-GDBL	209"W X 72"H

TRI-20' WIDTH							
HEIGHT	HARDWARE CODE	# OF BOXES OR CASES	UNPRINTED GRAPHIC CODE	SINGLE-SIDED GRAPHIC CODE	OUTER GRAPHIC SPECS	DOUBLE-SIDED GRAPHIC CODE	INSIDE GRAPHIC SPECS
2'	TRI-2002	2	TRI-2002-U	TRI-2002-G	240"W X 24"H	TRI-2002-GDBL	233.2"W X 24"H
3'	TRI-2003	2	TRI-2003-U	TRI-2003-G	240"W X 36"H	TRI-2003-GDBL	233.2"W X 36"H
4'	TRI-2004	2	TRI-2004-U	TRI-2004-G	240"W X 48"H	TRI-2004-GDBL	233.2"W X 48"H
5'	TRI-2005	2	TRI-2005-U	TRI-2005-G	240"W X 60"H	TRI-2005-GDBL	233.2"W X 60"H
6'	TRI-2006	2	TRI-2006-U	TRI-2006-G	240"W X 72"H	TRI-2006-GDBL	233.2"W X 72"H



Printed zip-in bottom panel

*ALL GRAPHIC SIZES NOTED ARE FINISHED SIZES AND DO NOT INCLUDE REQUIRED BLEEDS. REFERENCE GRAPHIC TEMPLATES.

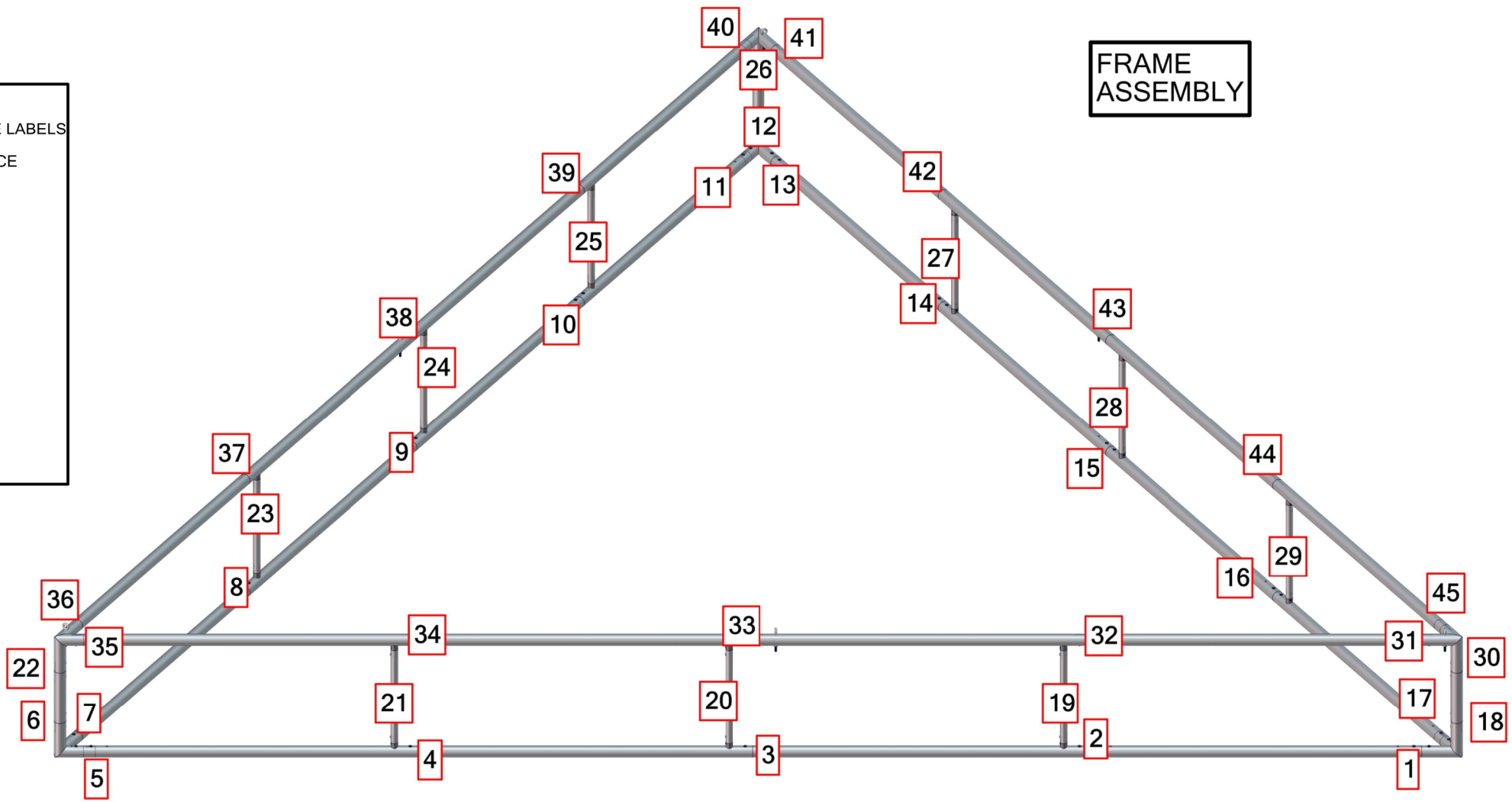
TRI-2002

SET UP INSTRUCTIONS:

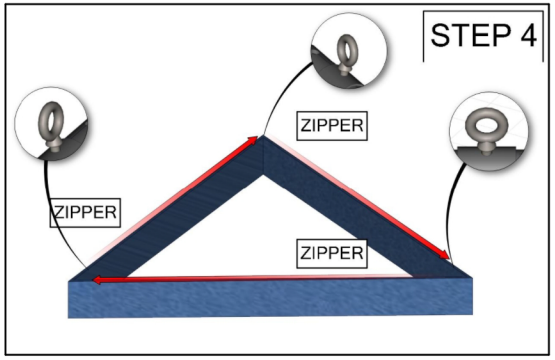
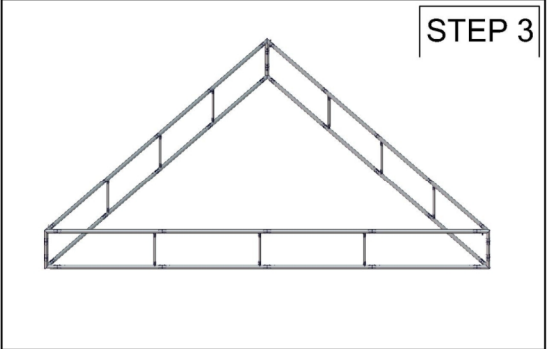
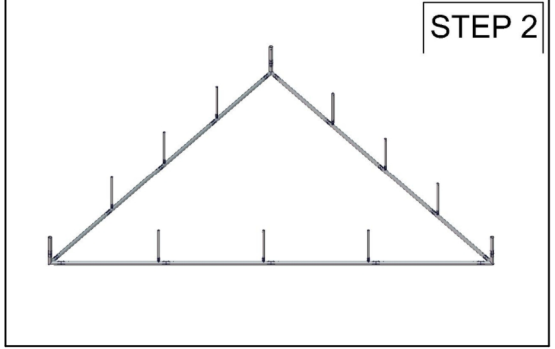
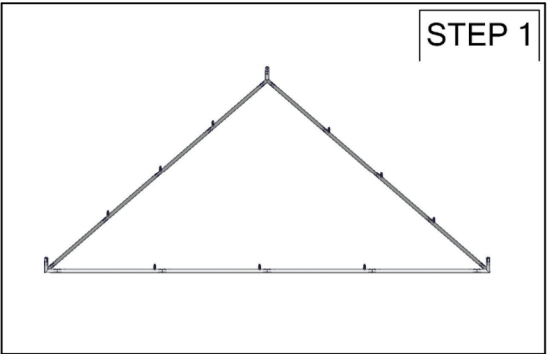
1. CONNECT BOTTOM AND TOP TUBES FOLLOWING THE LABELS
2. CONNECT SIDE TUBES
3. CLEAN THE FRAME AND PLACE THEM ON CLEAN PLACE
4. CAREFULLY REMOVE FABRIC COVER FROM BAG
5. PLACE COVER AROUND THE BOTTOM OF THE FRAME
6. PULL COVER CAREFULLY UP TO THE TOP
7. CLOSE ALL ZIPPERS
8. ADJUST FABRIC AROUND THE FRAME
9. CONNECT CABLE HARNESS TO THE EYEBOLTS
10. COMPLETELY TIGHTEN THREADED CONNECTORS

BREAK DOWN INSTRUCTIONS:
REVERSE SET-UP STEPS TO BREAKDOWN FRAME

- FABRIC CARE INSTRUCTIONS:**
1. UNZIP COVER ZIPPERS
 2. CAREFULLY REMOVE FABRIC COVER
 3. CLOSE ALL ZIPPERS
 4. FOLD OR ROLL NEATLY
 5. PLACE FABRIC IN COVER BAG



FRAME ASSEMBLY



TOTAL WEIGHT: 129.2(lbs)
MAX SIZE: 56.1(in)
HARDWARE: 102.3(lbs)
GRAPHIC: 16.6(lbs)

QTY	CODE	DESCRIPTION
6	3018T24	5/16-18X3.125" PARTIALLY THREADED EYE BOLT FOR 2" TUBING FABRIC STRUCTURES
6	CORNER-50-60°	3 WAY WELDED CORNER MADE FROM 2" TUBING (60°)
6	HD-06	72" LENGTH 1/8" 7X7 GALVANIZED STEEL CABLE NATURAL VINYL COATED TO 3/16" OD
9	SPDR-30-S2-2	30MM STRAIGHT SPREADER FOR 50MM CONNECTIONS OF 2" STRUCTURES
3	SPDR-50-S2-2	2" TUBING SPREADER FOR 2' HIGH FOR FOUR SIDED HANGING FABRIC STRUCTURES
24	TRI-20-T1	TUBE 1 FOR 20' THREE SIDED HANGING FABRIC STRUCTURE

