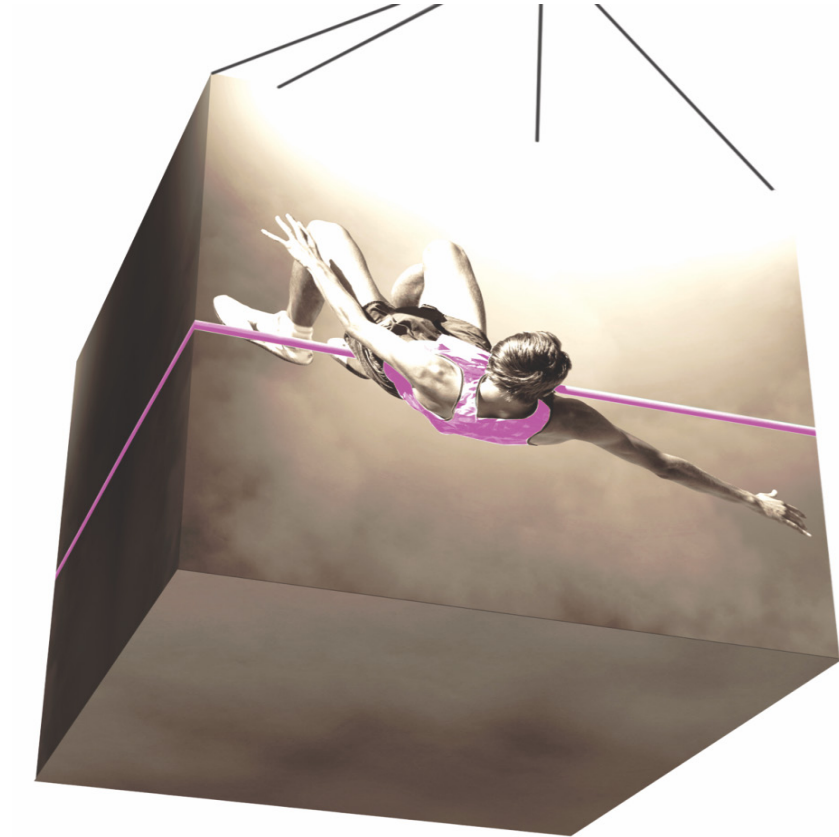


# Formulate Master 3D Hanging Structures: Cube

## CUBE-0606-BL

Formulate® tension fabric hanging structures are made in the USA and are of the utmost quality and durability. Formulate combines state-of-the-art zipper pillowcase dye-sublimated stretch fabric coverings with advanced, lightweight aluminum structures to provide unique design, functionality, and style.



## features and benefits:

- Shapes 6' wide and under are constructed with 30mm (1.25') tubes and push button connectors for simple assembly
- Shapes 8' and over are constructed with 50mm (2") tubes and internal expanding spigot connectors for unmatched structural integrity
- Easy to store and ship
- Quick to set up
- One zipper pillowcase fabric graphic
- Lifetime limited hardware warranty against manufacturer defects
- All cube sizes are available with backlighting

## dimensions:

### Hardware

Assembled unit:  
6'w x 6'h  
1829mm(w) x 1829mm(h)

Approximate weight:  
32 lbs / 15 kg

### Graphic

Refer to related graphic template for more information.

Visit:  
<https://www.theexhibitorshandbook.com/download-graphic-templates>

### Shipping

Packing case(s):  
1-4 expandable cardboard boxes depending on size

Shipping dimensions:  
Expandable cardboard box length (l) may vary  
45-98"l x 16"h x 16"d  
1143-2490mm(l) x 407mm(h) x 407mm(d)





Approximate total shipping weight  
(includes cases & Graphics):  
45 lbs / 21 kg

## additional information:

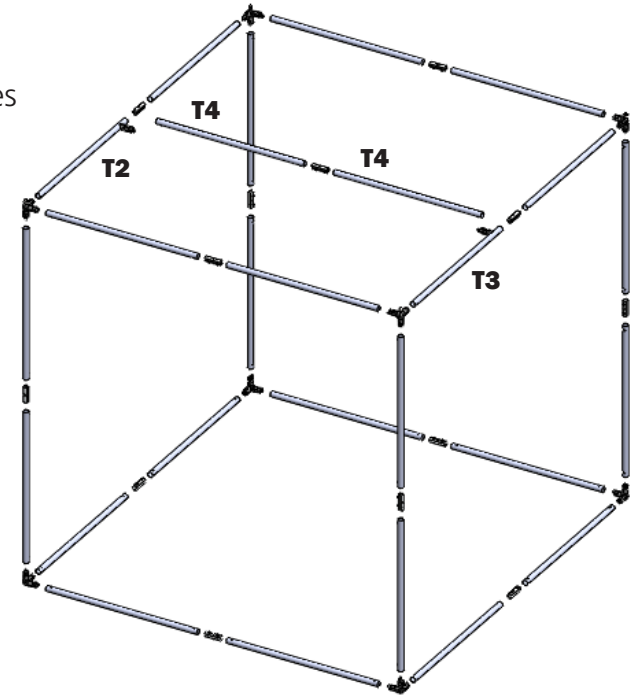
Graphic material:  
Dye-sublimation zipper pillowcase fabric




We are continually improving and modifying our product range and reserve the right to vary the specifications without prior notice. All dimensions and weights quoted are approximate and we accept no responsibility for variance. E&OE. See Graphic Templates for graphic bleed specifications.

\*Not to scale




<b>CUBE-0606-BL-T1</b>	(x22)
	
<b>CUBE-0606-BL-T2</b>	(x1)
	
<b>CUBE-0606-BL-T3</b>	(x1)
	
<b>CUBE-0606-BL-T4</b>	(x2)
	


All unlabeled tubes in the diagram to the right are T1.




<b>TC-30-3W</b>	<b>EYEBOLTS-0.25-20-2</b>	<b>LED-CORN-24W</b>
		
(x8)	(x4)	(x3)

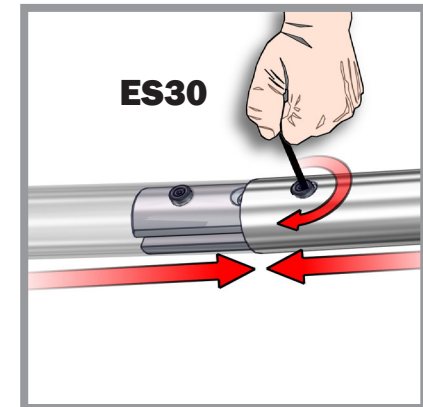
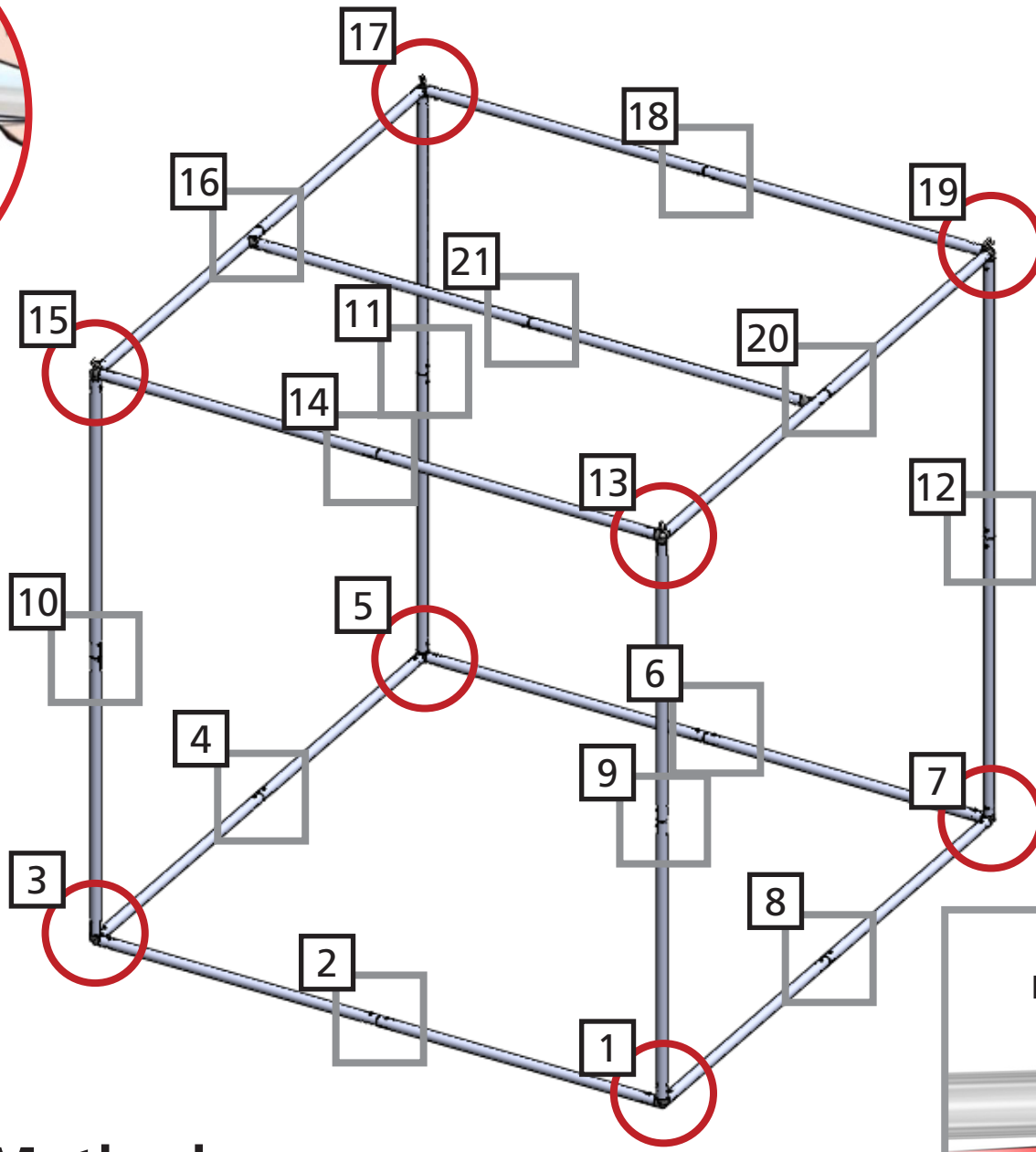
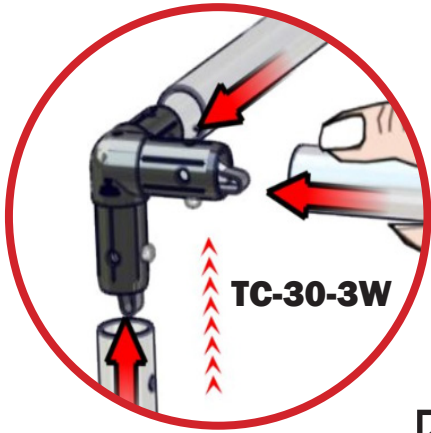
<b>CH-SP4-LD-08</b>	<b>LED-LT-PWR-CORD</b>	<b>LED-LT-FXT-3WAY</b>
		

<b>HL-STRAP-480</b>	<b>WIRE CONNECTION CLIP</b>	<b>CUBE-0606-G</b>
		
(x2)	(x3)	



Lighting

<b>ES30</b>

(x13)



# Connection Method

