

This area will be folded to the back to create the pole pocket.

fold line

Do not design critical elements in this area.


stitch line

## Outdoor Banners: Parkway

Total Graphic Area: 30" w X 67.5" h  
Total Visual Area: 30" w X 60" h  
(Height is adjustable)



Please note whether left or right grommet placement is desired on your PO. Note the grommet placement and stitch lines on the graphic when designing the artwork.

The graphic will be printed and folded on top and bottom to create a single sided print with 1" diameter pole pockets on top and bottom. See template for center fold line. Windslits will be cut into the graphic as well. See template.



## General Art Guidelines:

- CMYK Color Mode
- All Solid Coated Pantone colors should be called out in the art as spot colors
- Embed all images and support files
- Resolution must be 100-120 ppi
- All fonts must be created to outlines
- Do not scale artboard
- Background color/images must bleed to the edge of artboard
- Do not use spot colors from template in your artwork as they will not print



Grommets will be placed on the left or right side of the graphic - they will be on same side as the pole it will be mounted to. Please note whether left or right grommet placement is desired on your PO

stitch line

Do not design critical elements in this area.

This area will be folded to the back to create the pole pocket.

fold line