











 Green gas	 Reversible	 Works down to -15°C	 Wi-Fi Option	 Silent
 Ionizer cold plasma	 Night Mode	 Auto Mode	 Dehumidification Mode	 Readyclim
 LED display	 Timer	 Energy class	SCOP 4.0	SEER 6.1

MONOSPLIT

Features			SMVH09B-2A2A3NH (9000 Btu)	SMVH12B-2A2A3NH (12000 Btu)	SMVH18B-4A2A3NG (18000 Btu)
Hot	Heating capacity	W	2800	3600	5500
	Minimum heating capacity	W	730	800	1100
	Max heating capacity	W	3300	4200	6800
	Nominal power consumed	W	775	995	1480
	SCOP	-	4	4	4
	Energy class	-	A+	A+	A+
	Operating temperature range of the outdoor unit	°C	-15-24	-15-24	-15-24
Cold	Cooling capacity	W	2500	3400	5270
	Minimum cooling capacity	W	780	1300	1000
	Max cooling capacity	W	2900	3900	6700
	Nominal power consumed	W	750	1020	1540
	SEER	-	6,1	6,1	6,3
	Energy class	-	A++	A++	A++
	Operating temperature range of the outdoor unit	°C	18-48	18-48	18-48
Interior	Dimension (W x H x D)	mm	790 x 275 x 195	790 x 275 x 195	970 x 300 x 220
	Net weight	Kg	9	9	13
	Sound pressure (H/M/B/SB)*	dB	40/36/24/19	41/37/25/20	47/44/31/29
	Acoustic power (H/M/B/SB)*	dB	54/39/36/30	55/40/37/31	58/55/42/40
	Area	m ²	30	40	60
	Airflow (SH/H/L/SL)	m ³ /h	520/440/230/150	550/470/250/180	850/760/570/480
	Dehumidification	L/h	0,80	1,40	1,80
	Min/max temperature range	°C	16/31	16/31	16/31
Outdoor	Dimensions (W x H x D)	mm	830 x 540 x 325	830 x 540 x 325	890 x 598 x 372
	Net weight	Kg	27	29	40
	Sound pressure	dB	52	53	55
	Acoustic power	dB	61	62	63
	Compressor	-	Sanyo	Sanyo	Panasonic
	Gas type	-	R32	R32	R32
	Gas quantity	g	520	720	950
	Connection diameters	po (mm)	1/4 (6,35) 3/8 (9,52)	1/4 (6,35) 3/8 (9,52)	1/4 (6,35) 1/2 (12,7)
	Nominal voltage	V	220-240	220-240	220-240
	Rated frequency	Hz	50	50	50
	Rated input	W	1550	1650	2300
	Electrical protection	A	16	16	16
	Min/max voltage	V~	198/264	198/264	198/264

* High / Mid / Low / Super bass