

## 1. (RE)VISIT THE SCHOOL WEBSITE

- You will find lots of useful information about the school such as information about teachers, school rules, dress code etc.

## 2. PREPARE FOR THE FIRST DAY

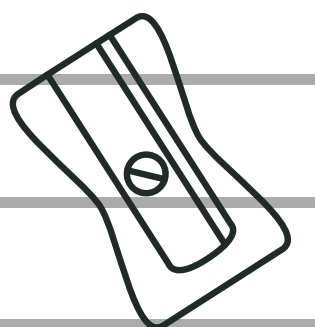

- Some schedules might differ on the first day that your child might appreciate knowing E.G: earlier lunch, extended form time, orientation.

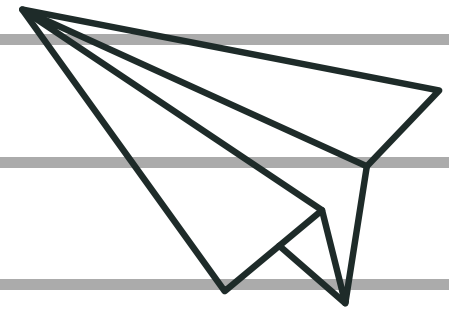
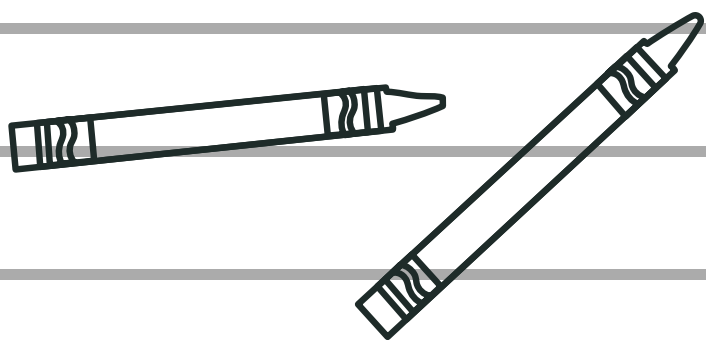
## 3. FOCUS ON THE POSITIVES

- It is a scary time heading into busier halls, being around new faces and learning new subjects but tell them this is an exciting time.

## 4. PREPARE ALL SCHOOL EQUIPMENT

- They will have most the essentials from leaving primary school however some bigger schools have a strict PE kit code or require more equipment for new lessons your child will be studying E.G: food tech, textiles, woodshop, music!





## 5. PREPARE SCHOOL UNIFORM

- Ensure all uniform is laid out the night before but make sure to label everything you can, this also includes lunchboxes, bottles and PE kit!

## 6. CHECK THE SCHOOL'S MOBILE PHONE POLICY


If the time has come that your child now has their own phone, check with the school when your child is allowed to use their phone.

## 7. PREPARE THE JOURNEY TO SCHOOL

- Whether your child is getting a lift with yourself or another parent, catching the school bus or travelling on public transport. Check all the relevant times and don't forget bus fare!

## 8. HAVE A GOOD DAY BEFORE

- This may seem a little simple but ensuring your child has had a fun, stressful free day before will allow them to have a positive good experience on their first day.



# AND HAVE FUN!

