





GRADE 8 GEOGRAPHY STRAND B MODIFIED PDF & DIGITAL FORMATS

RESOURCE INCLUDES



QUALITY OF LIFE CASE STUDY
Watch the video and fill in the blanks with the words from the word bank.

disposable water housing cleanest
rely home community income

Country	Quality of Life Reason
 Canada	Canada ranks high in _____ standards, with the average _____ containing 25 rooms per person.
 United States	The average U.S. household has \$41,355 in _____ a year (nearly twice the average of the countries in the study).
 Australia	Australians feel a strong sense of _____ - 92% report they have someone they can _____ on.
 Iceland	Iceland has some of the _____ top _____ in the world.

© http://www.2peasandadog.com



- ✓ 15 Modified Lessons
- ✓ Detailed Lesson Plans
- ✓ Answer Keys
- ✓ MP3 Audio Files of Student Readings
- ✓ Quizzes & Assessment
- ✓ PDF & Google Slides™ Formats



2 Peas and a Dog

Middle School Teaching Resources

WHAT'S INSIDE?



Strand B Lesson Overview

1. Examining Quality of Life (Multiple Choice & Cut and Match)
2. Geographic Inequalities Vocabulary (Cut and Match)
3. Quality of Life Indicators (Fill in the Blanks)
4. Millennium Development Goals (Cut and Match & Journal Entry)
5. Quality of Life Research Presentation (Scaffolded Inquiry)
6. Population Pyramids (Fill in the Blanks and Questions)
7. Interrelationships (Cut and Match)
8. Mid-Unit Test (Multiple Choice & Short Answer)
9. Media and Quality of Life (Scaffolded Inquiry)
10. Quality of Life Inquiry (Scaffolded Inquiry)
11. Economic Systems (Cut and Match)
12. Economic Sectors (Cut and Match)
13. Developed Versus Developing (Cut and Match)
14. Economics Systems and Sectors Quiz (Match Columns)
15. Global Distribution of Wealth (Word Bank Questions & Cut and Match)

WHAT'S INSIDE?



INTRODUCTION LESSON



Examining Quality of Life

Lesson Overview: Students will start to examine the concept of quality of life as they watch two short videos.

Materials Needed:

- Reliable technology (internet, computer, and projector)
- Student copies of "If the World Were 100 People" questions
- Video #1: If the World Were 100 People from [YouTube](#) or [TedEd](#)
- Video #2: What is Quality of Life? - Geography Basics
- Student copies of "What is Quality of Life?" questions

LESSON PLANS

- Teacher Instructions:
1. Watch video #1, "If the World Were 100 People," and play it twice for the students.
 2. Give students time to fill in the student questions sheet.
 3. Take up the answers with the students when they are finished.
 4. Watch video #2, "[What is Quality of Life? - Geography Basics](#)," and play it twice for the students.
 5. Have a discussion with the students about the Quality of Life diagram from the video and what each of the categories represent.
 6. Have students complete the cut and paste activity based on the information from the video "What is Quality of Life?"
 7. Take up the answers with the students and have them glue their pictures onto their chart.

IF THE WORLD WERE 100 PEOPLE



DEVELOPED OR DEVELOPING?

Instructions:


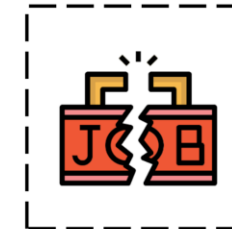
Cut out the images below and sort them onto the chart.



Instructions: Circle the correct answer for each question.

In the video "If the World Were 100 People," the largest number of people?

0-14 15-24 25-54 55+



In the video "If the World Were 100 People," how many people can read and write than those who cannot?

Yes

In the video "If the World Were 100 People," how many people have shelter?

55

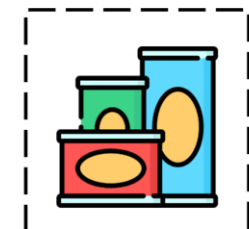

66

In the video "If the World Were 100 People," how many people did not attend college?

93

50

MODIFIED ACTIVITIES



WHAT'S INSIDE?



SAMPLE ANSWERS

disposable water housing cleanest
rely home community income


SAMPLE ANSWERS

ANSWER KEYS

QUALITY OF LIFE ISSUE

Today, we will learn about unsafe drinking water in Indigenous communities in Canada.

Watch



- Watch the video: Canada's Water Crisis: Indigenous Families at Risk

Review



- Government of Canada long-term drinking water

Read & Watch

Read the article and Use this chart to help organize your presentation to share the

PRESENTATION TEMPLATE

Topic: Malaria



MODIFIED ASSIGNMENTS

Slide 2
What is Malaria?

- Brief Description of what Malaria Is
- Relevant Picture

Slide 3
Treatment of Malaria

- Description of How Malaria Is Treated
- Different Treatment Options
- Relevant Picture

Slide 4
How to Prevent Malaria

- Description of Ways to Prevent Malaria
- Relevant Pictures

INTRODUCTION



IF THE WORLD WERE 100 PEOPLE



Instructions: Circle the correct answer for each question.

In the video "If the World Were 100 People," what age group has the largest number of people?

0-14 15-24 25-54 55-64 65+

In the video "If the World Were 100 People," how many people can read and write than those in the United States?

Yes

In the video "If the World Were 100 People," how many people have shelter?





55 66 77

In the video "If the World Were 100 People," how many people did not attend college?

93 50 7

QUALITY OF LIFE?

Instructions: After viewing the video, "What is Quality of Life?", cut out each image below. Then use the Quality of Life Model to place each picture under the correct heading on the chart.



EXAMINING QUALITY OF LIFE

This unit is for classroom teachers who are required to teach the Grade 8 Geography Ontario Curriculum but have students working significantly below grade level in reading, writing, and comprehension.

LESSON 1 & 2



GEOGRAPHY VOCABULARY WORD #1



GEOGRAPHY INEQUALITIES DEFINITIONS

Does the country have regular access to water that is safe to drink, usable for cooking food, and free from illness?

A country that is working towards the industrialization of its economy. The residents usually have a lower income compared to other countries.
(e.g., Rwanda, Bangladesh)

A country that has an established economy (highly industrialized), political stability and advanced infrastructure (water and sewage systems, etc.).
(e.g., Canada, United States of America)

QUALITY OF

The measure of how ‘

ec

GEOGRAPHIC INEQUALITIES VOCABULARY

QUALITY OF LIFE CASE STUDY


Watch the video and fill in the blanks with the words from the word bank.

disposable
rely



water
home

housing
community

cleanest
income

Country	Quality of Life Reason
Canada 	Canada ranks high in _____ standards, with the average _____ containing 2.5 rooms per person.

QUALITY OF LIFE INDICATORS

	Australians feel a strong sense of _____ – 92% report they have someone they can _____ on.
Iceland 	Iceland has some of the _____ tap _____ in the world

LESSON 3 & 4



GOAL 1

ERADICATE EXTREME HUNGER & POVERTY



Goal 1: To stop extreme poverty and hunger. This goal can be broken into three targets.

Target 1A:

Between 1990 and 2015, to cut in half people whose income is less than \$1.25 per day. Higher income helps people reach a higher quality of life, as they have enough money to buy what they need.

MILLENNIUM DEVELOPMENT GOALS

QUALITY OF LIFE RESEARCH PRESENTATION



Various organizations work hard every day to improve the quality of life for people around the world. You will be learning about the Right to Play organization and researching how it is making an impact each day in the communities it services. After your research is complete, create a presentation for the class to share your findings.


QUALITY OF LIFE RESEARCH PRESENTATION

* what areas of the world does it help?

LESSON 5 & 6



POPULATION PYRAMIDS



A population pyramid is a type of graph that visually shows the population distribution of a country by gender and age. This graph is used by experts to show population characteristics of a country.

POPULATION PYRAMIDS

- ✓ Age intervals of 5 years, starting at 0, are in the middle of the graph
- ✓ Bars on the graph have no spaces between them

Think About:

- When looking at a population pyramid, look for things that stand out.
- Think about reasons behind these irregularities (e.g., wars, diseases, epidemics, gender bias).

QUALITY OF LIFE INTERRELATIONSHIPS

Two major issues related to quality of life are access to clean water and access to education.

Water

When people have limited or no access to clean water, this can cause people to contract bacterial, viral and/or parasitic infections. Many of these diseases cause severe illness and could lead to death if they cause rapid dehydration. Access to clean water is not just an issue for developing countries. Across Canada, many First Nations communities are under a boil



INTERRELATIONSHIPS



Education

It is important that countries offer equal access to education for all people, regardless of economic status, gender, or health concerns. In some areas of the world, girls are discouraged and prevented from attending school. This is sometimes due to gender discrimination or gender roles. Countries that offer equal access to education have higher literacy rates, which lead to higher employment rates. These countries will also have lower fertility and birth rates.

LESSON 7 & 8



MID-UNIT TEST

Name: _____

/ 5 Marks

Circle the response that best fits each question. (1 mark)

1. What is the definition of Quality of Life?
 - a) The economic status of an individual or community.
 - b) An individual or community's well-being.
 - c) The material goods and wealth of a community.


2. Why is it important to have access to clean water? (1 mark)
 - a) To avoid contracting diseases and illness.
 - b) To clean properly.
 - c) So plants can grow.

MID-UNIT TEST

QUALITY OF LIFE ISSUE

Today, we will learn about unsafe drinking water in Indigenous communities in Canada.

Watch



- Watch the video: [Canada's Water Crisis: Indigenous Families at Risk](#)

MEDIA AND QUALITY OF LIFE

Read & Watch



Read the article and watch the videos in the article to learn about this issue.

- [Global News Article: "Indigenous TikTok creator spreads awareness for Canada's First Nations water crisis"](#)

Questions



Answer the questions on the Research Notes sheet.

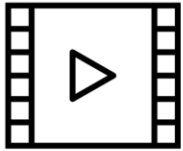
LESSON 9 & 10



MALARIA INQUIRY

Today, we will learn about Malaria, a sickness spread by mosquitoes.

Watch



- Watch the video: [WHO: Key facts about Malaria \(updated\)](#)

Review



- Review [these facts](#) about Malaria from Plan Canada.

QUALITY OF LIFE INQUIRY

Questions



1. Answer the questions on the Research Notes sheet.
2. Then create a slideshow to showcase your knowledge about this topic.

ECONOMIC SYSTEMS



Economy

An economy is the amount of wealth and resources of a specified area (e.g., country, city, region). It is also important to examine the production and consumption of goods and services within a specific economy.

Economic Systems

There are four main types of economic systems found around the world. Each of these systems have their own set of advantages and disadvantages.

- Traditional
- Command
- Market
- Mixed



ECONOMIC SYSTEMS

LESSON 11 & 12



TYPES OF ECONOMIC SECTORS

All economic products and processes can be categorized within these different economic sectors.

Sector	Key Features
Primary 	Natural Resource Industry: This economic sector focuses on the harvesting and removal of natural resources from the Earth (e.g., logging, farming, fishing). Usually located away from cities.
Secondary	
Tertiary 	Service Industry: This economic sector focuses on providing people with the services they need for daily life (e.g., shopping centres, health care, call centres). Located in areas where people live.

ECONOMIC SECTORS

© <http://www.2peasandadog.com>

DEVELOPED OR DEVELOPING?

Instructions:

Glue the images under the proper heading. Think about whether the image represents a Developed or Developing country.



Developed 

Developing 

DEVELOPED VERSUS DEVELOPING

LESSON 13 & 14




SYSTEMS AND SECTORS ECONOMICS QUIZ

Name: _____

/7 Marks

1. Draw a line to match the job to the economic sector. (3 marks)

Primary



Secondary



ECONOMICS SYSTEMS AND SECTORS QUIZ

Command __

b) This economy is a combination of the Command and Market economies.

Market __

c) The members of this economy work together for the benefit of the community.

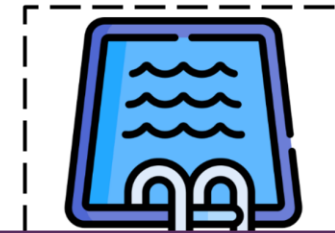
Mixed __

d) This economy is driven by the needs and wants of the people who buy things.

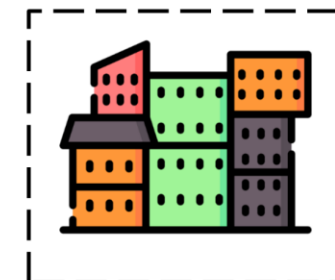
THINGS I NOTICED

Instructions:

Cut out the images below and sort them onto the chart on the next page. Once you have reviewed your chart with your teacher, glue the images in place.



GLOBAL DISTRIBUTION OF WEALTH



LESSON FORMATS



PDF

✓ Individual & Whole Unit



DIGITAL

✓ Google Slides

RESOURCE CAN BE USED IN-PERSON OR ONLINE