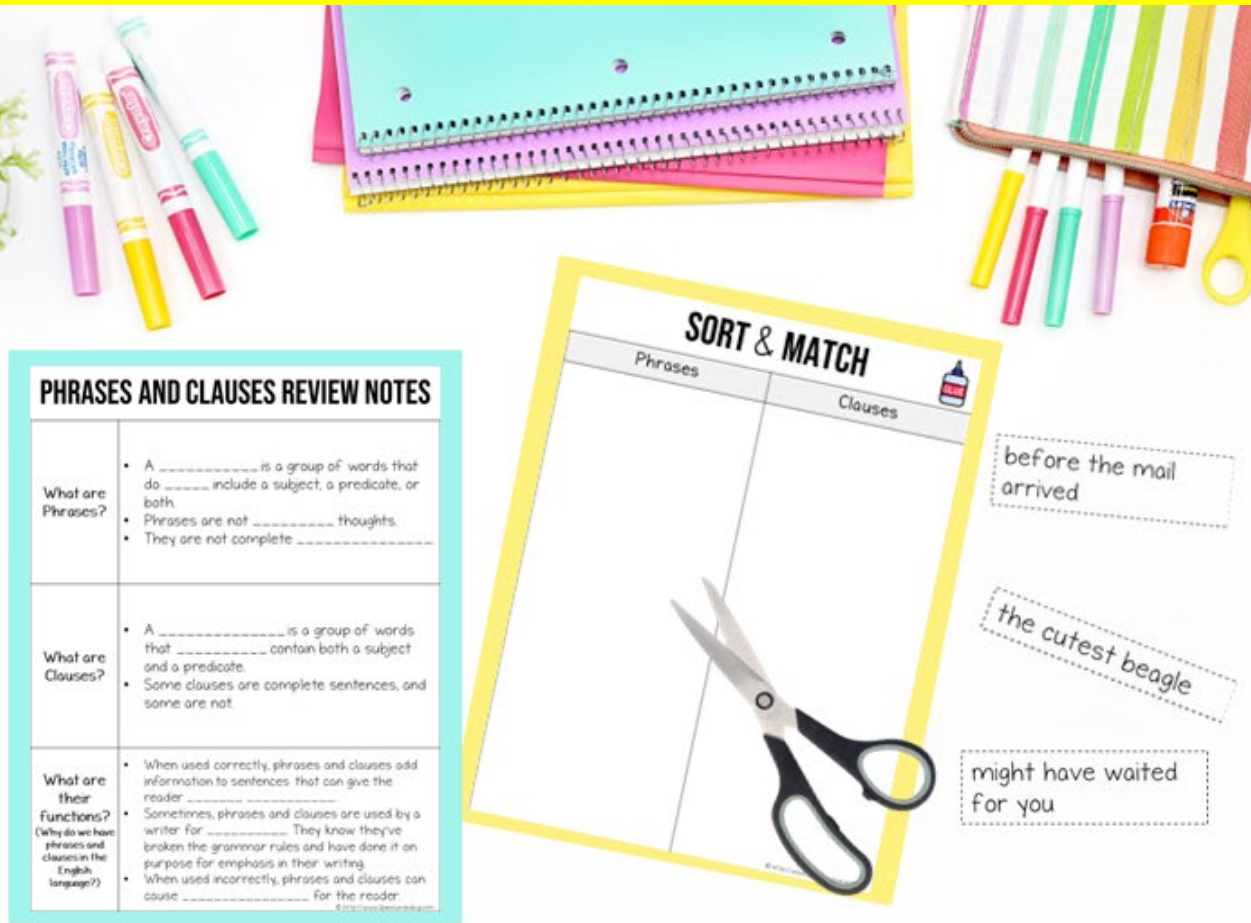


6th Grade Grammar Unit

PDF & DIGITAL FORMATS



2 Peas and a Dog

Middle School Teaching Resources



RESOURCE INCLUDES

- ✓ 15 Detailed Lesson Plans
- ✓ 189 Pages
- ✓ Anchor Charts
- ✓ Graphic Organizers
- ✓ Scaffolded Lessons
- ✓ Differentiated Activities → Cut & Match, Fill in the Blanks, Fix the Error
- ✓ Answer Keys
- ✓ Print & Digital Formats



LESSON OVERVIEW




- Lesson 01 – Subject, Object, and Indefinite Pronouns
- Lesson 02 – Adverb Phrases
- Lesson 03 – Phrases and Clauses
- Lesson 04 – Independent and Dependent Clauses
- Lesson 05 – Compound Sentences
- Lesson 06 – Complex Sentences
- Lesson 07 – Compound–Complex Sentences
- Lesson 08 – Types of Sentences Review
- Lesson 09 – Past, Present, Future Verb Tense
- Lesson 10 – Commas to Separate an Introductory Word or Phrase
- Lesson 11 – Commas to Separate Words in a List
- Lesson 12 – Quotations Marks in Dialogue
- Lesson 13 – Use of Semicolons
- Lesson 14 – Use of Brackets
- Lesson 15 – Use of Colons

**PARTNER
WORK**

**ENGAGING
LESSONS**

**WHOLE
CLASS
LESSONS**



PHRASES AND CLAUSES REVIEW NOTES

What are Phrases?	<ul style="list-style-type: none">A _____ is a group of words that do _____ include a subject, a predicate, or both.Phrases are not _____ thoughts.They are not complete _____
What are Clauses?	<ul style="list-style-type: none">A _____ is a group of words that _____ contain both a subject and a predicate.Some clauses are complete sentences, and some are not.
What are their functions? (Why do we have phrases and clauses in the English language?)	<ul style="list-style-type: none">When used correctly, phrases and clauses add information to sentences that can give the reader _____Sometimes, phrases and clauses are used by a writer for _____. They know they've broken the grammar rules and have done it on purpose for emphasis in their writing.When used incorrectly, phrases and clauses can cause _____ for the reader.



**FILL IN THE
BLANKS
&
CUT & MATCH
ACTIVITIES**

DETAILED TEACHER PAGES

LESSON 3



Phrases and Clauses

Lesson Overview: Students will be able to explain the function of phrases and clauses.

Materials Needed:

- ☐ Phrases and Clauses Slideshow
- ☐ Phrases and Clauses Review Notes sheet (Option 1 or 2)
- ☐ Phrases and Clauses Poster/Reference Sheet
- ☐ Phrases and Clauses Sort & Match handout

Teacher Instructions:

1. Let students know that they will review their knowledge of phrases and clauses today.
2. Hand out the 'Phrases and Clauses Review Notes' sheet (choose one) and go through the slideshow as a class. Students should complete the guided notes sheet as they go through the slideshow.
3. Hand out the Phrases and Clauses 'Sort & Match' handout and model for students how to complete it. You can do the first one to show them and have them help you do the second question. Then, they can do the rest by themselves.
4. Pair or group students and have them complete the rest of the handout.
5. When students are finished, have them share their answers and discuss any that are incorrect.

Differentiation:

If you want to challenge students further, have them take a piece of writing they have completed (or answer a writing prompt) and add different kinds of phrases and clauses to their writing. They can highlight the phrases and clauses to make it easier for you to find them. They can also label the different kinds of phrases and clauses.

ANSWER KEY

Instructions: Read each sentence. Identify the adverb phrase in each sentence by underlining, circling, or highlighting it.

1. I ran down the street as quickly as possible.
2. Granger stood near the edge of the pool, about to jump in.
3. Rupert sat on the chair very carefully.
4. He can play the piano surprisingly well!
5. He slid down the slide frustratingly slowly.

DIFFERENTIATED LESSON PLANS

- Video Links
- Step-By-Step Instructions
- Student Pages
- Answer Keys

SAMPLE PAGES

LESSON 4



Independent and Dependent Clauses

Lesson Overview: Students will be able to explain the function of clauses in specific sentences.

Materials Needed:

- Independent and Dependent Clauses Slideshow
- Independent and Dependent Clauses Review Notes sheet (Option 1 or 2)
- Independent and Dependent Clauses Poster/Reference Sheet
- Independent and Dependent Clauses Anchor Chart

Teacher

1. I d

1. I d

1. I d

1. I d

1. I d

1. I d

1. I d

1. I d

1. I d

1. I d

1. I d

1. I d

1. I d

1. I d

1. I d

1. I d

1. I d

1. I d

1. I d

1. I d

1. I d

1. I d

1. I d

1. I d

1. I d

1. I d

1. I d

1. I d

1. I d

1. I d

1. I d

1. I d

1. I d

1. I d

1. I d

1. I d

1. I d

1. I d

1. I d

1. I d

1. I d

1. I d

FULL LESSON PLANS

TYPES OF CLAUSES POSTER

FULL LESSON PLANS

1. I d

1. I d

1. I d

1. I d

1. I d

1. I d

1. I d

1. I d

1. I d

1. I d

1. I d

1. I d

1. I d

1. I d

1. I d

1. I d

1. I d

1. I d

1. I d

1. I d

1. I d

1. I d

1. I d

1. I d

1. I d

1. I d

1. I d

1. I d

1. I d

1. I d

1. I d

1. I d

FULL LESSON PLANS

1. I d

1. I d

1. I d

1. I d

1. I d

1. I d

1. I d

1. I d

1. I d

1. I d

1. I d

1. I d

1. I d

1. I d

1. I d

1. I d

1. I d

1. I d

1. I d

1. I d

1. I d

1. I d

1. I d

1. I d

1. I d

1. I d

1. I d

1. I d

1. I d

1. I d

1. I d

1. I d

FULL LESSON PLANS

1. I d

1. I d

1. I d

1. I d

1. I d

1. I d

1. I d

1. I d

1. I d

1. I d

1. I d

1. I d

1. I d

1. I d

1. I d

1. I d

1. I d

1. I d

1. I d

1. I d

1. I d

1. I d

1. I d

1. I d

1. I d

1. I d

1. I d

1. I d

1. I d

1. I d

1. I d

1. I d

FULL LESSON PLANS

1. I d

1. I d

1. I d

1. I d

1. I d

1. I d

1. I d

1. I d

1. I d

1. I d

1. I d

1. I d

1. I d

1. I d

1. I d

1. I d

1. I d

1. I d

1. I d

1. I d

1. I d

1. I d

1. I d

1. I d

1. I d

1. I d

1. I d

1. I d

1. I d

1. I d

1. I d

1. I d

FULL LESSON PLANS

1. I d

1. I d

1. I d

1. I d

1. I d

1. I d

1. I d

1. I d

1. I d

1. I d

1. I d

1. I d

1. I d

1. I d

1. I d

1. I d

1. I d

1. I d

1. I d

1. I d

1. I d

1. I d

1. I d

1. I d

1. I d

1. I d

1. I d

1. I d

1. I d

1. I d

1. I d

1. I d

FULL LESSON PLANS

1. I d

1. I d

1. I d

1. I d

1. I d

1. I d

1. I d

1. I d

1. I d

1. I d

1. I d

1. I d

1. I d

1. I d

1. I d

1. I d

1. I d

1. I d

1. I d

1. I d

1. I d

1. I d

1. I d

1. I d

1. I d

1. I d

1. I d

1. I d

1. I d

1. I d

1. I d

1. I d

FULL LESSON PLANS

1. I d

1. I d

1. I d

1. I d

1. I d

1. I d

1. I d

1. I d

1. I d

1. I d

1. I d

1. I d

1. I d

1. I d

1. I d

1. I d

1. I d

1. I d

1. I d

1. I d

1. I d

1. I d

1. I d

1. I d

1. I d

1. I d

1. I d

1. I d

1. I d

1. I d

1. I d

1. I d

FULL LESSON PLANS

1. I d

1. I d

1. I d

1. I d

1. I d

1. I d

1. I d

1. I d

1. I d

1. I d

1. I d

1. I d

1. I d

1. I d

1. I d

1. I d

1. I d

1. I d

1. I d

1. I d

1. I d

1. I d

1. I d

1. I d

1. I d

1. I d

1. I d

1. I d

1. I d

1. I d

1. I d

1. I d

FULL LESSON PLANS

1. I d

1. I d

1. I d

1. I d

1. I d

1. I d

1. I d

1. I d

1. I d

1. I d

1. I d

1. I d

1. I d

1. I d

1. I d

1. I d

1. I d

1. I d

1. I d

1. I d

1. I d

1. I d

1. I d

1. I d

1. I d

1. I d

1. I d

1. I d

1. I d

1. I d

1. I d

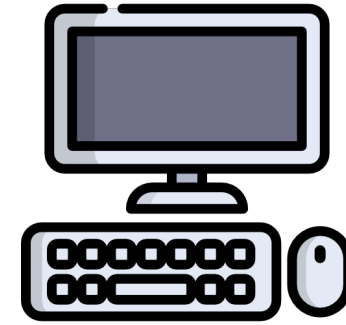
1. I d

LESSON FORMATS



PDF

✓ Individual & Whole Unit



DIGITAL

✓ Google Slides

**RESOURCE CAN BE USED
IN-PERSON OR ONLINE**