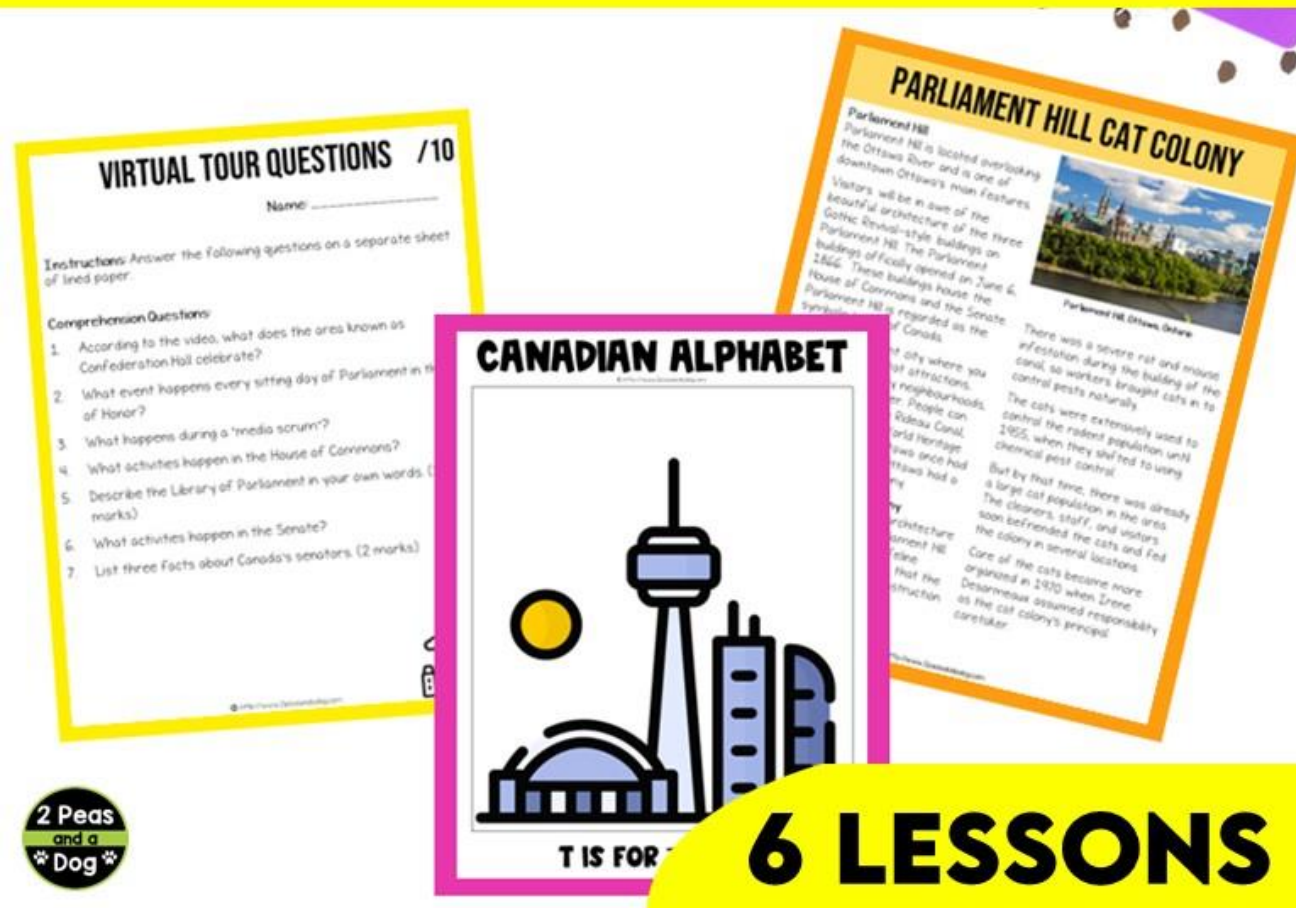


CANADIAN HISTORY SUB PLANS

PDF & DIGITAL FORMATS



RESOURCE INCLUDES



- ✓ 6 Detailed Lessons
- ✓ Regular and Modified Lessons
- ✓ Video Links
- ✓ Research Links
- ✓ Answer Keys
- ✓ Graphic Organizers
- ✓ Writing Prompts
- ✓ Assessment Options
- ✓ PDF & Google Slides™ Formats



2 Peas and a Dog
Middle School Teaching Resources

WHAT'S INSIDE?



Canadian History Sub Plans Resource Overview

1. Significant Moments in Canadian History
2. The Avro Arrow
3. Parliament Hill Cat Colony
4. Parliament Hill
5. Canadian Alphabet Activity
6. Canadian Prime Ministers Research Assignment



WHAT'S INSIDE?



LESSON PLAN



Canadian Alphabet

Lesson Overview:

Students will think about what reminds them of Canada and create an alphabet page.

Materials Needed:

- Book: *M Is For Maple: A Canadian Alphabet* by Michael Ulmer
- Pencils, pens and colouring tools
- Photocopy a class set or use the digital version of:

LESSON PLANS

Teach

1. Use the book to introduce the concept of the Canadian Alphabet.
2. Read the book to students.
3. Assign students to choose a letter from the Canadian Alphabet and draw a picture of something that represents Canada to them. A letter tracking sheet has been provided to ensure the same letter does not get repeated twice. After drawing the picture, students need to write a paragraph about why they selected that image to represent Canada.
4. Explain to students how to complete the Canadian Alphabet assignment.
5. Encourage students to use different examples than those provided in the book.

CANADIAN ALPHABET

© <http://www.2peasandadog.com>

CENTRE BLOCK

COMPREHENSION QUESTIONS

How was Centre Block changed after its rebuilding?

What causes did the first female

How many people gathered to see Canada gain independence from Great Britain when Queen Elizabeth signed the Constitution Act in 1982?

List one of the many events that occurred within the walls of Centre Block.

© <http://www.2peasandadog.com>

PARLIAMENT HILL CAT COLONY

Parliament Hill
Parliament Hill is located overlooking the Ottawa River and is one of downtown Ottawa's main features.

Visitors will be in awe of the beautiful architecture of the three Gothic Revival-style buildings on Parliament Hill. The Parliament



Parliament Hill, Ottawa, Ontario

There was a severe rat and mouse infestation during the building of the canal, so workers brought cats in to control pests naturally.

The cats were extensively used to control the rodent population until 1955, when they shifted to using chemical pest control.

But by that time, there was already a large cat population in the area. The cleaners, staff, and visitors soon befriended the cats and fed the colony in several locations.

Care of the cats became more organized in 1970 when Irene Desormeaux assumed responsibility as the cat colony's principal caretaker.

Parliament Hill Cat Colony
Aside from its glorious architecture and incredible views, Parliament Hill was also famous for its feline residents. It was believed that the cats arrived during the construction of the Rideau Canal in 1924.

A IS FOR _____

WHAT'S INSIDE?



ARTICLE QUESTIONS /10

Name: _____

Instructions: Answer the following questions on a separate sheet of lined paper.

Comprehension Questions:

1. Based on the article, what two important buildings are located on Parliament Hill?
2. Why were cats initially brought to Parliament Hill? What construction project caused this need? (2 marks)
3. Why do you think René Chartrand built the wooden structures?
4. What types of sponsorships did the cats get?
5. In 2000, what did the cat caregivers decide to do with the cats? Why? (2 marks)
6. Why was Parliament Hill Cat Colony closed? What happened to the cat population? (2 marks)
7. Why were the cat structures demolished?

Regular Questions



ARTICLE QUESTIONS /6

Name: _____

Instructions: Answer the questions below on this paper.

Comprehension Questions:

1. Where is Parliament Hill located?
2. Why did the workers first bring cats to Parliament Hill?
3. Why did René Chartrand build wooden structures in the 1980s?
4. How many cats lived in the colony by the 2000s?
5. What do they do to control the cat population and keep it from getting too large?
6. When was the Parliament Hill Cat Colony officially closed?

Modified Questions



NOTE-TAKING
OPTIONS

WHAT'S INSIDE?



SAMPLE ANSWERS

1. Based on the passage, what two important buildings are located on Parliament Hill?

The two important buildings are the House of Commons and the Senate

2. Why were cats initially brought to Parliament Hill? What construction project caused this need? (2 marks)

The cats were originally introduced to Parliament Hill in 1969. They later became a tourist attraction. There was a huge rat/mouse problem for the Parliament buildings.

3. Why do you think René Chartrand did not want them?

René Chartrand did not want them because he thought they were a nuisance.

4. What types of sponsorships did the cats have?

Sponsorships included Vista Animal Health Centre, the University of Guelph, and the City of Ottawa.

5. In 2000, what was introduced to help the cats?

The caregiver program was introduced to help the cats. It provided them with food, water, and shelter.

6. Why was Parliament Hill Cat Colony population? (2 marks)

Parliament Hill Cat Colony was closed in 2013. All cats were adopted by 2013.

7. Why were the cat structures demolished?

The cat structures were demolished because they were a safety hazard and were in poor condition.

SAMPLE ANSWERS

What did Canada worry the Soviet Union would do?	Canada worried the Soviet Union would take over the countries of Eastern Europe and bomb Canada.
Why was the Avro Arrow project cancelled?	It was cancelled because the threat of Soviet planes bombing Canada was less likely.
Why was the Avro Arrow project cancelled?	It was cancelled because the threat of Soviet planes bombing Canada was less likely.
What was it?	The Arrow was one of the first planes in the world to use a special type of flight system.
Why was the Avro Arrow project cancelled?	It was cancelled because the threat of Soviet planes bombing Canada was less likely.

ANSWER KEYS

THE AVRO ARROW



THE AVRO ARROW

To better protect its people and borders, Canada decided to develop its own weapons. One of them was the Avro Arrow interceptor jet.

Technical Details and Performance
The Avro CF-105 Arrow was designed with a thin delta wing. This gave it excellent supersonic speed.

REGULAR & MODIFIED ARTICLE OPTIONS

Canada. Although the government faced

The threat of Soviet bombers had diminished was one. Additionally, other options like the BOMARC defend Canadian airspace from enemy bombers. By July 1959, all existing Avro CF-105 Arrow documentation were ordered destroyed by the government and workers involved in the project eventually joined institutions like NASA and the Concorde.

© <http://www.2peasandadog.com>

Canada.

They needed an all-weather aircraft that could intercept incoming Russian fighter planes and prevent them from dropping their bombs on Canada. The RCAF asked Avro to design and build the plane for national defence.

During its first flight on March 25, 1958, the Avro Arrow broke four different world speed records.

CF-105 Arrow aircraft, equipment, and documents were ordered destroyed by the government.

Word Bank:

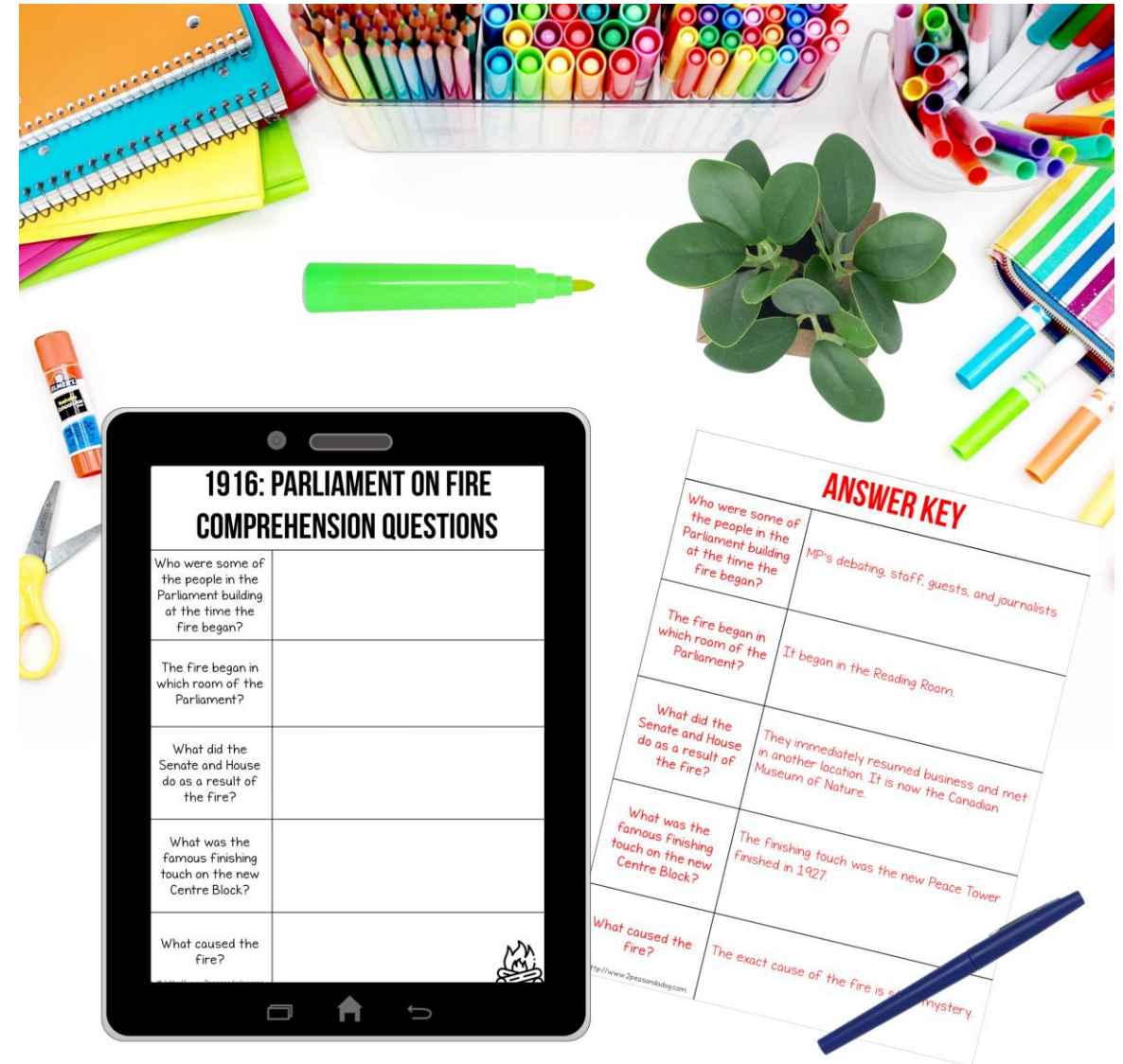
- Federation: a group of countries with one government
- Tension: strain or stress
- Intercept: to prevent something from reaching a location
- Supersonic: faster than the speed of sound

© <http://www.2peasandadog.com>

SIGNIFICANT MOMENTS IN CANADIAN HISTORY

Use these sub plans about significant moments in Canada's history to supplement your Canadian Social Studies or History lessons.

In this fun activity, students watch three videos about various events: The British North America Act, Centre Block, 1916 Parliament Fire, answer comprehension questions, and write a journal entry about the videos.



THE AVRO ARROW

Use these sub plans about The Avro Arrow to supplement your Canadian History lessons.

In this fun activity, students will watch a quick video and read an article about the famous Canadian-made Avro Arrow aircraft.

Then, they will answer comprehension questions and a journal entry about the topic.

This resource is also great to introduce Canadian Social Studies Science to your students.

LESSON PLAN
The Avro Arrow

Lesson Overview Students will work on their non-fiction reading this article.

Materials Needed

- Video #1: [CF-105 Avro Arrow \(Rewind Canada\)](#)
- Video #2: [The Avro Arrow Wasn't That Great](#)

Photocopy a class set of the following or use the provided versions:

- K-W-L Chart (included)
- Non-fiction article, regular or modified version
- Comprehension questions, regular or modified
- Thinking questions (select 1)

Teacher Instructions

1. Have students complete columns 1 and 2.
2. Show video #1: [CF-105 Avro Arrow \(Rewind Canada\)](#)
3. Have students read the article independently.
4. After, have students independently complete the thinking questions.
5. Give students time to complete the journal entry.

Canadian History Sub Plans Avro Arrow

2 Peas and a Dog
Middle School Teaching Resources

ARTICLE QUESTIONS
Name: _____

According to the article, what major world war had just ended?	
When and why was the North Atlantic Treaty Organization started? (2 Marks)	
What did Canada do in response to the creation of NATO?	
Describe the Avro CF-105 Arrow. (2 marks)	

THINKING QUESTION

Assessment	Below Expectations	Meets Expectations	Above Expectations
	✓-	✓	✓+

How do you think the engineers felt when the project was cancelled after spending so much time developing the Arrow? Explain your ideas.

THE AVRO ARROW

Project Arrow performed very well, the Canadian contract on February 20, 1959, due to many reasons.

not needed anymore because the threat was one reason for the cancellation.

SAMPLE ANSWERS

According to the passage, what major world war had just ended?
World War II

When and why was the North Atlantic Treaty Organization started?
The North Atlantic Treaty Organization was formed in 1949 in response to a threat of the Soviet Union expanding its military power in Europe.

What did Canada do in response to the creation of NATO?
Canada did not do much in response to the creation of NATO.

Describe the Avro CF-105 Arrow. (2 marks)
The Avro Arrow was a supersonic fighter aircraft that flew at supersonic speed. It had a high structural strength and was designed for high-speed flight.

How do you think the engineers felt when the project was cancelled after spending so much time developing the Arrow? Explain your ideas.
The engineers likely felt disappointed and frustrated because they had spent a significant amount of time and resources on the project, only to have it cancelled. They may have felt that their hard work was in vain.

PARLIAMENT HILL CAT COLONY

Use these sub plans about Canada's former Parliament Hill cat colony to supplement your Canadian History lessons.

Students will watch a quick video and read an article about the former cat colony on Canada's Parliament Hill.

Then, they will answer comprehension questions and a journal entry about the topic.

This resource is a great way to introduce Canadian Social Studies to your students.

LESSON PLAN
Parliament Hill Cat Colony

Lesson Overview:
Students will work on their non-fiction reading skills while reading.

Materials Needed:
• Video #1: [The Cat Colony of Parliament Hill](#)
• Video #2: [Meet Larry, the UK's Most Adorable Member of Parliament](#)

Video:
• Video #1: [The Cat Colony of Parliament Hill](#)
• Video #2: [Meet Larry, the UK's Most Adorable Member of Parliament](#)

Photocopy a class set of or use the provided Google Slides or with a sea partner:
• K-W-L Chart
• Non-fiction article (regular or modified)
• Comprehension questions (regular or modified)
• Thinking questions (select 1)

Teacher Instructions:
1. Have students complete column 1 and 2 of the K-W-L Chart.
2. Show these videos.
• Video #1: [The Cat Colony of Parliament Hill](#)
• Video #2: [Meet Larry, the UK's Most Adorable Member of Parliament](#)
3. Have students read the article independently or with a sea partner.
4. After, have students independently complete the comprehension questions to the right.
5. Have students take time to complete the thinking questions.

Canadian History Sub Plans
Parliament Hill Cat Colony

THINKING QUESTION

2 Peas and a Dog
Middle School Teaching Resources

ARTICLE QUESTIONS /6

Name: _____

Where is Parliament Hill located?	
Why did the workers first bring cats to Parliament Hill?	
Why did Rene Chartrand build wooden structures in the 1980s?	
How many cats lived in the colony by the 2000s?	
What did they do to control the cat population and keep it from getting too large?	
When was the Parliament Hill Cat Colony officially closed?	

PARLIAMENT HILL CAT COLONY

Parliament Hill, Ottawa, Ontario

Word Bank:
• Feline: a feline
• For a cat
• Rodent: a small mammal with a long tail and sharp teeth
• Spay: to remove the ovaries or testes of a female or male animal to prevent pregnancy or reproduction

Parliament Hill is located in downtown Ottawa. The Parliament Buildings were officially opened on June 6, 1866. These buildings are the home of the House of Commons and the Senate.

Parliament Hill was also famous for its feline residents. The colony was established during the construction of the Rideau Canal in 1924.

There was an extreme rat and mouse problem in the city at the time. The workers who were building the canal brought cats in to control the rodent population until the 1920s. Chemical pest control and the cats were used to control the rodent population.

But by that time, there was already a large colony of cats in multiple locations. It became a problem for the city. Irene Desormeaux took responsibility for the colony.

SAMPLE ANSWERS

on the passage, what two important buildings are located on Parliament Hill?

Important buildings are the House of Commons and the Senate.

Why were cats initially brought to Parliament Hill? What construction project originally introduced because of a high rat/mouse population but a tourist attraction. The construction of the Rideau Canal created a problem for the Parliament buildings.

Why did Rene Chartrand build wooden structures in the 1980s? Rene Chartrand built the wooden cat structures because he did not want them to suffer in the cold Ottawa winters.

How many cats lived in the colony by the 2000s? The cat population grew to over 300 cats.

What did they do to control the cat population and keep it from getting too large? They provided food and veterinary care from the AltaCare Foundation. They also neutered the cats. There were as many as 300 cats in the colony.

When was the Parliament Hill Cat Colony officially closed? The colony was closed in 2010 to help control the growing cat population.

Why did the colony close? What happened to the cat population? The colony was closed due to a decline in the cat population. The cats were rehomed or euthanized.

What happened to the colony? The colony was closed to make way for renovation projects.

PARLIAMENT HILL

Learn about Canada's Parliament Hill in these sub plans.

In this fun activity, students watch two videos about Canada's Parliament Hill and then answer comprehension questions and a journal entry about the videos.

This resource is a great way to introduce Canadian Social Studies to your students.

VIRTUAL TOUR QUESTIONS

Name: _____

What does the area known as Confederation Hall celebrate?

What is a "media scrum"?

What is one activity that happens in the House of Commons?

What is one activity that happens in the Senate?

LESSON PLAN

Canadian History Sub Plans: Parliament Hill

Lesson Overview:
Students will gain greater knowledge of Canada's Parliament Hill while viewing the videos and completing the attached activities.

Materials Needed:
Photocopy a class set of the following or use the provided:
• K-W-L Chart
• Virtual Tour Questions
• Thinking Questions (select 1)

Videos:
• Video #1: [What is Parliament?](#)
• Video #2: [Parliament: The Virtual Reality Experience](#)

Teacher Instructions:
1. Have students complete columns 1 and 2 of the K-W-L Chart.
2. Show video 1 then video 2. Allow for a brief discussion to ensure understanding.
3. After, have students independently complete the Virtual Tour Questions and Thinking Questions to grade level.
4. Give students time to complete the long answer questions. The long answer questions have been provided to assist with differentiation.
5. Have students work with their seat partner to complete the long answer questions.

K-W-L CHART
Topic: Canada's Parliament

K	W	L
What do I already know about this topic?	What do I want to know about this topic?	What new things did I learn about this topic from the videos?

THINKING QUESTION

Assessment

Below Expectations	Meets Expectations	Above Expectations
✓-	✓	✓+

Bills to become law, both houses of Parliament must have the opportunity to consider and debate them. Do you think this is necessary? Why or Why not? Explain your thinking.

SAMPLE ANSWERS

What does the area known as Confederation Hall celebrate?
This space celebrates the start of Canada as a country and its growth.

What is a "media scrum"?
It is when a group of journalists shouts questions at the Parliamentarians.

What is one activity that happens in the House of Commons?
Answers will vary. Sample Answer: It is a room where debates and decisions take place. Members speak on behalf of their constituents. Speeches are delivered and votes are held as laws and events are debated.

What is one activity that happens in the Senate?
Answers will vary. Examples: Bills are proposed, debated, and voted on. No bill can become law unless approved by the House and Senate.

Canadian History Sub Plans Parliament Hill

2 Peas and a Dog
Middle School Teaching Resources

© <http://www.2peasandadog.com>

CANADIAN ALPHABET ACTIVITY

Use this Canadian Alphabet Activity to introduce your Canadian Social Studies/History lessons or as sub plans.

In this fun activity, students read a picture book about Canada and then have to create an image that represents Canada and write about it.

This lesson requires access to the picture book *M is for Maple* by Michael Ulmer. This book is not included in this resource.

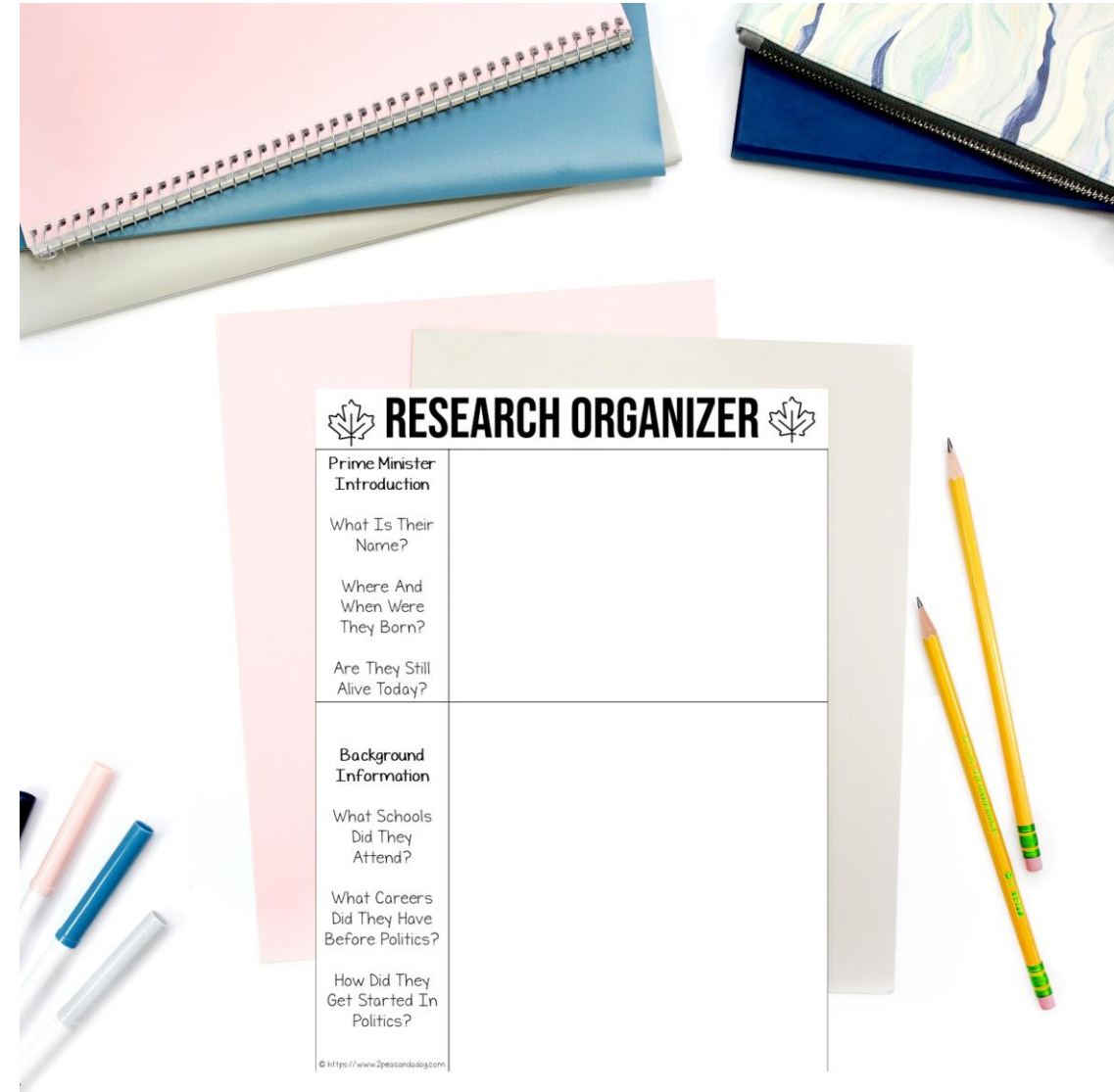


CANADIAN PRIME MINISTERS

Use this Canadian Prime Ministers Research Assignment to introduce your Canadian Social Studies/History lessons or as sub plans.

In this fun activity, students research a Canadian Prime Minister and create a short 1 - 2 minute presentation to share with the class.

This lesson requires access to the internet for student research.



LESSON FORMATS



PDF

✓ Individual & Whole Unit



DIGITAL

✓ Google Slides

RESOURCE CAN BE USED IN-PERSON OR ONLINE