



# INDUSTRIE II

132cm/52"

BLADESPAN

INDOOR | CONTEMPORARY



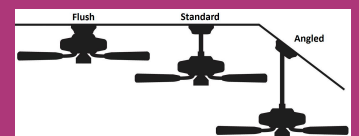
WALL CONTROL

LIMITED  
LIFETIME  
MOTOR  
WARRANTY

MOTOR SIZE: 172 mm x 15 mm


Installer's Choice® Three-Position Mounting System

Flush • Standard • Angled Ceiling (up to 34 degrees)



Note remote control available as an accessory


INDUSTRIE II



**24542**  
Brushed Chrome finish with 3 Gray/Teak reversible blades



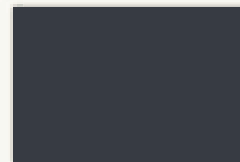
Gray



Teak



**24545**  
Graphite finish with 3 Graphite/Chestnut reversible blades




Graphite




Chestnut



**24547**  
White finish with 3 White/Maple reversible blades



White



Maple

ENERGY INFORMATION	
Airflow	<b>8,905</b> CMH at high speed
Electricity Use	<b>66</b> Watts at high speed
Airflow Efficiency	<b>135</b> CMH/Watts at high speed

DIMENSIONS AND MEASUREMENT (in centimeters)			
	STANDARD	ANGLED	FLUSH
A	-	-	-
B	36.68	120.5	29.06
C	8.71	8.71	8.71
D	18.92	18.92	18.92
E	15.67	15.67	15.67

