



GALILEO

122cm/48"
BLADESPAN

INDOOR | CONTEMPORARY

Whisperwind® Motor



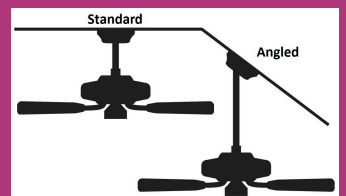
WALL CONTROL

**LIMITED
LIFETIME
MOTOR
WARRANTY**

MOTOR SIZE: 172 mm x 12 mm

2 MOUNTING OPTIONS:

Standard • Angled Ceiling (up to 34 degrees)




Note remote control available as an accessory


GALILEO

50620

Alpha Bronze finish with 3 Burnt Walnut/Roasted Walnut reversible blades



Burnt Walnut



Roasted Walnut



50621

Brushed Nickel finish with 3 Dark Walnut/Dark Oak reversible blades



Dark Walnut

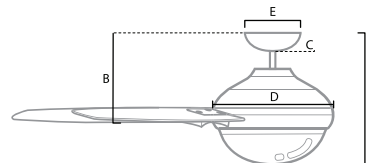


Dark Oak



| ENERGY INFORMATION | | |
|--------------------|--------------|-------------------------|
| Airflow | 7,442 | CMH at high speed |
| Electricity Use | 46 | Watts at high speed |
| Airflow Efficiency | 162 | CMH/Watts at high speed |

| DIMENSIONS AND MEASUREMENT (in centimeters) | | | |
|---|----------|--------|-------|
| | STANDARD | ANGLED | FLUSH |
| A | - | - | - |
| B | 23.09 | 106.91 | - |
| C | 7.2 | 7.2 | - |
| D | 26.16 | 26.16 | - |
| E | 16.48 | 16.48 | - |
| F | 34.47 | 118.29 | - |



| FEATURES |
|--|
| <ul style="list-style-type: none"> • Painted cased white globe light kit included • Two E27 sockets rated max 14 watts |