
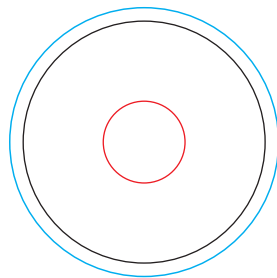


# KUSTOMCAPS

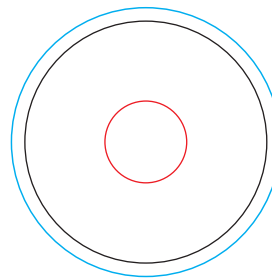
## FULL COLOR FULLY KUSTOM TEMPLATE



## HEADSET CAP TEMPLATE EXAMPLE



**HEADSET CAP TEMPLATE**



**MTB SIZE BAR END PLUG TEMPLATE**

Well, here it is. Doesn't look like much does it? That's where you come in. You can design pretty much anything your crazy brain can dream up, we'll just give you a few tips to make sure your creation comes out just like you expect it to.

- Our full color process LOVES bold, colorful designs. As you can see from the samples on the product page, it works well with a wide variety of styles...everything from hand drawn art to vector patterns to photography.
- You can use any typefaces (fonts) you want just make sure to convert them to outlines before you send in your creation. That way, if we don't have that crazy font you used, your design will still look great.
- Make sure your art is RGB, high resolution (at least 600 dpi) or supplied in a scalable vector format. Also make sure you are aware of how your art is arranged in relation to the guidelines on our template. (See above.)
- Remember, the smaller inner circle represents the bolt hole of the cap. That part of your art will not show in your final cap. It falls through the hole and ends up in bolt hole heaven ;)
- Artwork that is not submitted using our template files will, unfortunately, be rejected and your order will be refunded. Please make sure you have the rights to use any artwork you submit. If you aren't sure, ask permission from the owner.

Still have questions? Email us at [info@kustomventures.com](mailto:info@kustomventures.com)

**MAKE YOUR BIKE ONE OF A KIND!**