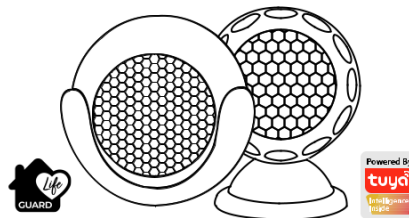
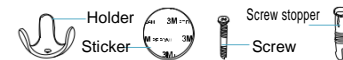
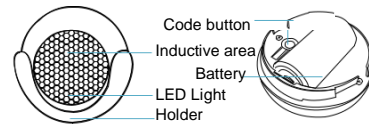




MOTION SENSOR INSTRUCTION



Product



guardiansupportservices.co.nz

Specifications

Battery: CR123A-3V X 1
 Standby current: 26uA
 Alarm current: 120mA-130mA
 Standby time: 5 years
 Battery Life: 2500 times trigger(1 year if trigger 7 times per day, 2 years if trigger 3 times per day)
 Wireless type: 2.4GHz
 Wireless standard: IEEE 802.11b/g/n
 Wireless range: 45M
 Sensitive distance: 4-6M
 Operating Temperature: 0°C ~ 40°C (32°F ~ 104°F)
 Operating Humidity: 20% ~ 85%
 Storage Temperature: 0°C ~ 60°C (32°F ~ 140°F)
 Storage Humidity: 0% ~ 90%
 Size: 50mm x 48mm x 48mm

LED State

Device Status	LED State
Smart Wi-Fi	Indicator ashes quickly
AP mode	Indicator ashes slowly
Triggered	LED will rapidly blink, On and OFF after scheduled time
Suspend mode	Indicator on
Reset	Indicator lights up for 4s and after 2 seconds lights off, device goes into configuration mode

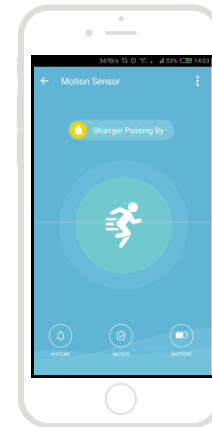
How to reset?

- (1) Press the reset button for 6 seconds till the indicator ash rapidly. Then device turns to smart wi mode.
- (2) Press the reset button again for 6 seconds till the indicator ash slowly. The device turns to AP mode.

Get Started with Tuya Smart App

- 1. Download APP**
 - Download the "IDFI Smart" app from APP Store or Google Play to your mobile.
- 2. Register and Login**
 - Launch the "IDFI Smart" app.
 - To register, enter your mobile phone number or email address, create a password, then login to the app.
 - Login if you have an account already.**
- 3. Add Device**
 - Power on the smart sensor which default's mode is **Smart WiFi** mode.
 - Select the "+" symbol on the top right-hand corner.
 - Select your product type and follow the instructions of the app.
 - If the connecting fails, try using AP Mode**
 - On the "Add device" page select "AP Mode" on the top right-hand corner and follow the instructions of the app.

User Interface



Experience Advanced Features

You can experience the various advanced features of the product with the app, just try and do it yourself.

- Main function**
- Operate status: alarm/normal (the device can be triggered only once in 1 minute)
 - Alarm recording (click "HISTORY").
 - Turn Off /On push notification (click "NOTICE").

- Linkage alarm setting**
- To connect two Sensors via scene setting.

- Device sharing**
- Allow others to control the device

- Push notification**
- Open/close push notification

- Remove device**
- Restore default settings; Delete and add the device again to clear the record by APP.



a division of idfi Ltd



Peace of Mind for family and caregivers

