

SUMITOMO EXCAVATOR PARTS---Controller




| | | | |
|---|---|--|---|
| CMPS-A001 | CMPS-A002 | CMPS-A003 | CMPS-A004 |
|  |  |  |  |
| Sumitomo Excavator Controller Computer Board ECU | Sumitomo Excavator Controller Computer Board ECU | Sumitomo Excavator Controller Computer Board ECU | Sumitomo Excavator Controller Computer Board ECU |
| SH120-1 SH120-2 SH120 SH120LC A1 A2 | SH210-1 SH210-2 SH210A1 A2 | SH300-1 SH300-2 SH300A1 SH300A2 | SH200 |
| KHR1785 | KHR1794 | KHR1784 KHR1788 | KHR1790 |
| CMPS-A005 | CMPS-A006 | CMPS-A007 | CMPS-A008 |
|  |  |  |  |
| Sumitomo Excavator Main Controller Computer Board VECU | Sumitomo Excavator Main Controller Computer Board VECU | Sumitomo Excavator Main Controller Computer Board VECU | Sumitomo Excavator Main Controller Computer Board VECU |
| SH120-3 SH200-3 SH210-3 SH300-3 A3 | SH120-3 SH200-3 SH210-3 SH300-3 A3 | | |
| KHR2680 KRH1571 407915-4690 | KHR1335 407915-3310 407915-0930 | KNH0895 KNH10010 407915-5510 407915-2970 | KHR10023 KRH1436 407915-2600 |
| CMPS-A009 | CMPS-A010 | CMPS-A011 | CMPS-A012 |
|  |  |  |  |
| Sumitomo Excavator Main Controller Computer Board VECU | Sumitomo Excavator Main Controller Computer Board VECU | Sumitomo Excavator Main Controller Computer Board VECU | Sumitomo Excavator Main Controller Computer Board VECU |
| SH120-3 SH200-3 SH210-3 SH300-3 A3 | SH120-5 SH120A5 | SH210-5 SH350-5 | SH280-5 |
| KRH10750 KRH10660 407915-5810 407915-5640 | KHR1782 | KHR10031 07G0R0446 KHR10025 | KHR10031 |
| CMPS-A013 | CMPS-A014 | CMPS-A015 | CMPS-A016 |
|  |  |  |  |
| Sumitomo Excavator Main Controller Computer Board VECU | Sumitomo Excavator Main Controller Computer Board VECU | Sumitomo Excavator Main Controller Computer Board VECU | Sumitomo Excavator Main Controller Computer Board VECU |
| SH210-5 SH350-5 | SH210-3 | SH350 | SH350 |
| KHR10029(A) 9CG0L257 | KRH1335 | KHR1783 | KHR1783 |
| CMPS-A017 | CMPS-A018 | CMPS-A019 | CMPS-A020 |
|  |  |  |  |
| Sumitomo Excavator Engine Controller | Sumitomo Motor Driver Controller Panel | Sumitomo Excavator Wiper Motor Controller | Sumitomo Excavator Controller |
| SH210-5 | A1 A2 SH280-2 SH280-1 SH300-1 SK300-2 SH120 SH120-1 SH120-2 SH160 SH200 | SH350-5 SH200-3 | SH220 |
| 8-98126057-0 KSH18223 | KHR1347 | KRH10750 176810-0070 | KHR3314 |

EMAIL: service@sinocmp.com sales@excavator-parts.com sales@cmpparts.com





Whatsapp: +8615328181468 +8613242057399 +8613434784596

Skype: Mou Mark(CMP) sinocmp-daisy

SUMITOMO EXCAVATOR PARTS---Controller

| CMPS-A021 | CMPS-A022 | CMPS-A023 |
|---|---|--|
|  |  |  |
| Sumitomo Air Conditioner Control Panel | Sumitomo Motor Driver Controller Panel | Sumitomo Excavator Controller Wire Harness Connector |
| SH210 SH200 SH210-5 | SH350A1 | |
| KHR12512 51586-17742 | KHR1885 | |

SUMITOMO EXCAVATOR PARTS----Monitor

| CMPS-B001 | CMPS-B002 | CMPS-B003 | CMPS-B004 |
|---|---|--|---|
|  |  |  |  |
| Sumitomo Excavator Monitor Display Panel Gauge Panel | Sumitomo Excavator Monitor Display Panel Gauge Panel | Sumitomo Excavator Monitor Display Panel Gauge Panel | Sumitomo Excavator Monitor LCD |
| Sumitomo A1 A2 | Sumitomo A5 | Sumitomo A3 | Sumitomo A1 A2 |
| KHR2125 | | | |

SUMITOMO EXCAVATOR PARTS---Motor

| CMPS-C001 | CMPS-C002 | CMPS-C003 | CMPS-C004 |
|---|---|--|---|
|  |  |  |  |
| Sumitomo Excavator Throttle Motor 9 lines/cable | Sumitomo Excavator Throttle Motor 9 lines/cable | Sumitomo Excavator Throttle Motor 12 lines/cables | Sumitomo Excavator Throttle Motor 9 lines/cable |
| SH200-A1 SH200-A2 SH120-A1 SH120-A2 | SH100-A1 SH100-A2 SH280-3 | SH200-A1 SH200-A2 SH120-A1 SH120-A2 SH100-A1 SH100- | SH280-3 |
| KHR1713 | KHR1346 | KHR1290 KHR1346 | 1713-30020 |
| CMPS-C005 | CMPS-C006 | | |
|  |  | | |
| Sumitomo Excavator Wiper Motor | Sumitomo Excavator Accelerator | | |
| | Sumitomo A1 A2 | | |

SUMITOMO EXCAVATOR PARTS---Sensor and Switch

| CMPS-D001 | CMPS-D002 | CMPS-D0013 | CMPS-D004 |
|---|---|--|---|
|  |  |  |  |
| Sumitomo Excavator Revolution Speed Sensor | Sumitomo Excavator Water Temperature Sensor | Sumitomo Excavator Water Temperature Sensor(2pins, 3pins) | Sumitomo Excavator Low Pressure Sensor Negative Pressure Sensor |
| SH120-A1 SH120-A2 SH120-A3 SH120A1 SH120A2 | SH120-3 SH200-3 SH210-3 SH240-3 SH250-3 | Sumitomo A3 | Sumitomo A1 A2 A3 |
| KRH0964 1-81510513-0 | KHR1017 1-82410170-1 | | KHR10290 KM15-P02 KM16-P02 |
| CMPS-D005 | CMPS-D006 | CMPS-D007 | CMPS-D008 |
|  |  |  |  |
| Sumitomo Excavator High Pressure Sensor | Sumitomo Excavator Low Pressure Sensor Negative Pressure Sensor | Sumitomo Excavator High Pressure Sensor | Sumitomo Excavator Pressure Sensor |
| Sumitomo A1 A2 A3 | SH200-3 SK350-3 | CX210 CX240 SH210LC-5 SH330LC-5 SH300-A3 SH220-3 SH200 | Sumitomo A1 A2 |
| KM16-P03 | KHR2915 | KHR2914 | KHR10800 |
| CMPS-D009 | CMPS-D010 | CMPS-D011 | CMPS-D012 |
|  |  |  |  |
| Sumitomo Excavator Pressure Sensor | Sumitomo Excavator Oil Pressure Sensor | Sumitomo Excavator Pressure Sensor | Sumitomo Excavator Tank Float Oil Level Sensor |
| | | | |
| KHR24020 | | | |
| CMPS-D013 | CMPS-D014 | CMPS-D015 | CMPS-D016 |
|  |  |  |  |
| Sumitomo Excavator Crankshaft Position Sensor | Sumitomo Excavator Ignition Switch | Sumitomo Excavator Ignition Switch | Sumitomo Excavator Low Pressure Sensor Plug |
| | Sumitomo A1 A2 A3 | Sumitomo A1 A2 A3 | SH200A1A2A3 |







SUMITOMO EXCAVATOR PARTS---Main Valve

| | | | |
|---|---|--|---|
| CMPS-E001 | CMPS-E002 | CMPS-E003 | CMPS-E004 |
|  |  |  |  |
| Sumitomo Excavator Main Relief Valve | Sumitomo Excavator Main Relief Valve | Sumitomo Excavator Main Relief Valve | Sumitomo Excavator Main Relief Valve |
| HD800 HD900 SH200A1A2 | HD700-7 | E200B SH280 | HD700 |
| | | | |
| CMPS-E005 | CMPS-E006 | CMPS-E007 | CMPS-E008 |
|  |  |  |  |
| Sumitomo Excavator Main Relief Valve | Sumitomo Excavator Main Relief Valve | Sumitomo Excavator Main Relief Valve | Sumitomo Excavator Main Relief Valve |
| HD700-7 | HD820 | SH280 | CMPS-F001 SH120A1 |
| | | | |
| CMPS-E009 | CMPS-E010 | | |
|  |  | | |
| Sumitomo Excavator Main Relief Valve | Sumitomo Excavator Main Relief Valve | | |
| SH280-2/3 | SH200A3 | | |
| | | | |

SUMITOMO EXCAVATOR PARTS---Solenoid Valve

| | | | |
|---|---|--|---|
| CMPS-F001 | CMPS-F002 | CMPS-F003 | CMPS-F004 |
|  |  |  |  |
| Sumitomo Excavator Solenoid valve | Sumitomo Excavator Hydraulic Pump Solenoid Valve | Sumitomo Excavator Solenoid Coil | Sumitomo Excavator Stop Solenoid Valve |
| SH200A2 SH215UA2 | SH200-2 | SH200-A1 SH200-A2 | |
| KHJ1364 | | LNC0205 | A036-3175 |
| CMPS-F005 | CMPS-F006 | CMPS-F007 | CMPS-F008 |
|  |  |  |  |
| Sumitomo Excavator Solenoid valve | Sumitomo Excavator Proportional Solenoid Valve | Sumitomo Excavator Solenoid Valve | Sumitomo Excavator Solenoid valve Connector |
| SH200 A3 | | SH350-3 SH350A3 | |
| | | LL001140 | |
| CMPS-F009 | | | |
|  | | | |
| Sumitomo Excavator Solenoid valve Connector | | | |
| | | | |

SUMITOMO EXCAVATOR PARTS----Others

| CMPS-G001 | CMPS-G002 | CMPS-G003 | CMPS-G004 |
|---|---|--|---|
|  |  |  |  |
| Sumitomo Excavator Wiring Harness | Sumitomo Excavator Wiring Harness | Sumitomo Excavator Electric Pump | Sumitomo Excavator Relay |
| SH240-5 | SH240-5 | | |
| KRH10740 | KRR12930 | | |
| CMPS-G005 | CMPS-G006 | | |
|  |  | | |
| Sumitomo Excavator Hand Control Lever | Sumitomo Excavator Bullet | | |
| | | | |

KOMATSU EXCAVATOR PARTS----wire harness

| CMPK- | CMPK- | CMPK- |
|---|---|---|
|  |  |  |
| Komatsu Excavator external wiring harness | Komatsu cabin internal wiring harness | Komatsu engine injector harness |
| PC400-7 PC450-7 | PC400-7 PC450-7 | PC400-7 PC450-7 |
| 208-06-71113 | 208-06-71511 208-06-71510 | 6156-81-9211 |
| CMPK- | | |
|  | | |
| Komatsu harness | | |
| PC20-8 PC78US-8 PC88US-8 PC130-8 PC138US-8 | | |
| 6271-81-8240 | | |

IS

CMPK-



Komatsu engine sensor
harness

6156-81-9320