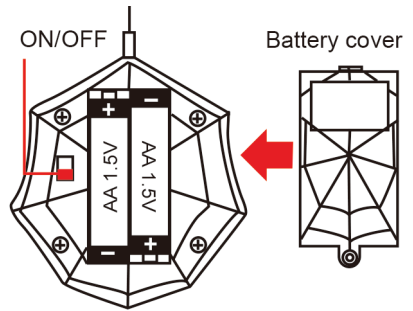




SPOOKY SPIDER

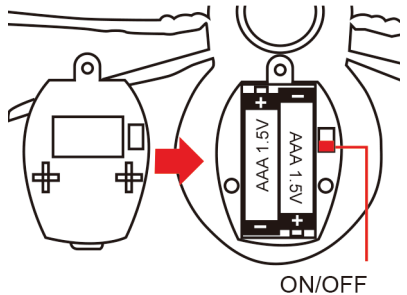
SETTING UP THE REMOTE CONTROLLER

1. Open the battery cover on the back on the controller.
2. Install 2xAA batteries taking care to match the correct polarity +/-.
3. Close the battery cover.



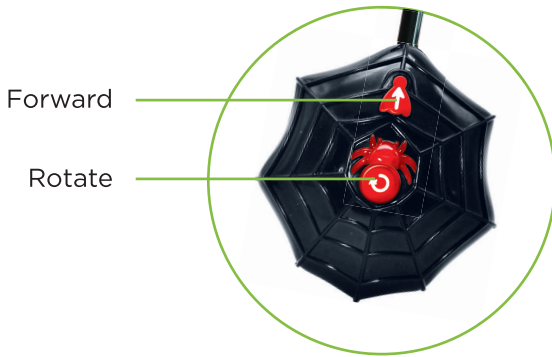
SETTING UP THE SPIDER

1. Turn the Spider off and remove the battery cover.
2. Install 2x AAA batteries.
3. Reinstall the battery cover.






CONTROLLING THE SPIDER



GLOW IN THE DARK

Your Spooky Spider glows in the dark!
For maximum glow effect leave it out in
the sun or under a lamp before using the
Spider in the dark.





For Customer Service please email:
Care@OdysseyToys.com

Please note the units model number and name in your email:
Model no. ODY-592 • Spooky Spider

www.OdysseyToys.com

CAUTIONS & WARNINGS

- Suitable for ages 6 and up. Adult supervision is always recommended.
- This product contains small parts which are a choking hazard. Keep away from small children.
- Manufacturers and dealers disclaim all responsibility for damage caused by misuse.
- Keep hair and loose clothing away from the Spider when powered on.
- If Spider will be stored and unused for an extended period of time, please remove the batteries.
- Check the batteries regularly for potential leakage or corrosion that may occur.
- When installing the batteries carefully follow the polarity marking +/-.
- Do not mix different battery types.
- Remove exhausted or drained batteries.

CARE & MAINTENANCE

- Do not submerge the unit in any liquids.
- Keep the unit dry.
- Do not place the unit near powerful, un-shielded magnets.
- Do not expose the unit to extreme hot or cold temperatures.
- Do not hit, drop, or smash the unit with extreme force.
- Do not disassemble the unit for any reason.

NOT FOLLOWING THESE PRECAUTIONS WILL VOID YOUR WARRANTY.

MADE IN CHINA





60 DAY LIMITED WARRANTY

Odyssey Marketing / Odyssey Toys warrants to the original purchaser, when used in North America only, that this product shall be free of defects in material and workmanship. This warranty applies within 60 days of the original purchase date with normal home use. This warranty does not apply for commercial use of this product. Use outside of North America is not covered by this warranty. During the warranty period, we will at our discretion, repair or replace this product without charge, as long as the product has not been abused or mishandled as by our determination. Our determination shall be final and be the consumer's sole remedy. ALL RETURNS must be accompanied by a Return Authorization Number which is issued by Odyssey Marketing's Customer Service Department.

Please contact Customer Service BEFORE returning any products or parts thereof. Once you have obtained a Return Authorization Number, you will be provided a return address within the Customer Service email.

This warranty does not cover installation, adjustments in the home, nor damage due to accidents, misuse, abuse, fire, or any acts of God, incorrect line voltage, damage to other equipment caused by improper installation, unauthorized or improper modifications. This warranty gives you specific legal rights and you may also have other rights that vary from state to state.

**** THIS WARRANTY IS EXPRESSLY IN LIEU OF ALL OTHER WARRANTIES, EXPRESSED OR IMPLIED INCLUDING THE WARRANTIES OF MERCHANTABILITY AND FITNESS.** ©2017 Odyssey Marketing Corp.**

FCC STATEMENT: This product complies with Part 15 of the FCC Rules. Operation is subject to the following two conditions: (1) This device may not cause harmful interference and (2) this device must accept any interference receiver, including interference that may cause undesirable operation.



Please do not return this product to the store.

For questions or assistance on installation, parts, or operation contact Odyssey Toys at: **1-(305)-933-4480.**

Email: **Care@OdysseyToys.com**

or visit us online at: **www.odysseytoys.com/support**