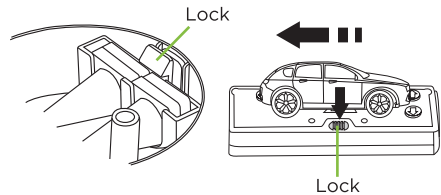




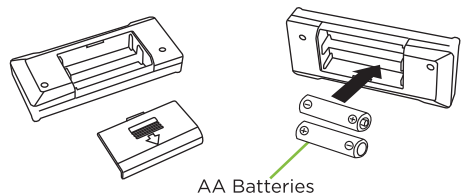
SETUP

1. Open the can and retrieve the traffic cones. Press the lock button on the traffic cone holder and slide the traffic cones out.
2. Press the lock button on the remote controller and slide the car backwards to release.



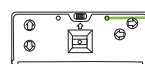
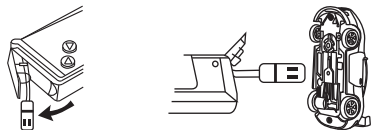
SETTING UP THE REMOTE CONTROL

1. Slide open the battery cover on the base of the controller.
2. Install 2x new AA batteries taking care to match the correct polarity (+/-).
3. Close the battery cover.



CHARGING THE CAR

1. Open the charger cover on the side of the controller as pictured.
2. Retrieve the charging cable and connect to the charging jack on the bottom of the car.
3. The charging indicator light on the controller lights up to indicate charging. When the car is fully charged this light turns off.



Charging Indicator Light

★ Tip. Charging takes 1-2 minutes.

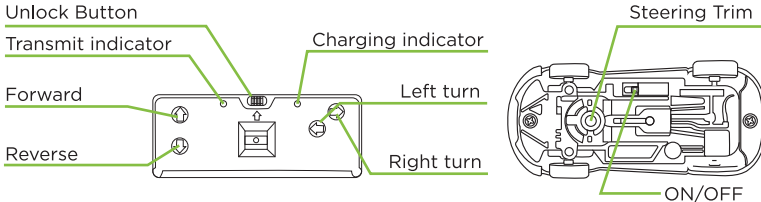


For Customer Service please email:
Care@OdysseyToys.com

Please note the units model number and name in your email:
Model no. ODY-108 • Soda Can Car

www.OdysseyToys.com

REMOTE CONTROL & CAR FUNCTIONS



★ Tip. If your car turns to the left or right when pressing "Forward" only. Use the "Steering Trim" control to fine tune your cars steering.

CAUTIONS & WARNINGS

- Suitable for ages 8 and up. Adult supervision is always recommended.
- This product contains small parts which are a choking hazard. Keep away from small children.
- Manufacturers and dealers disclaim all responsibility for damage caused by misuse.
- Keep hair and loose clothing away from the product when powered on.
- If product will be stored and unused for an extended period of time, please remove the batteries.
- Check the batteries regularly for potential leakage or corrosion that may occur.
- When installing the batteries carefully follow the polarity marking +/-.
- Do not mix different battery types.
- Remove exhausted or drained batteries.
- Do not leave charger connected or charge for more than 1hr.

60 DAY LIMITED WARRANTY

Odyssey Marketing/ Odyssey Toys warrants to the original purchaser when used in USA only, that this product shall be free of defects in material and workmanship. This warranty applies within 60 days of the original purchase date with normal home use. This warranty does not apply for commercial use of this product. Use outside of USA is not covered by this warranty. During the warranty period, we will at our discretion, repair or replace this product without charge, as long as the product has not been abused or mishandled as by our determination. Our determination shall be final and be the consumer's sole remedy. ALL RETURNS must be accompanied by a Return Authorization Number which is issued by Odyssey Marketing's Customer Service Department.

Please contact Customer Service BEFORE returning any products or parts thereof. Once you have obtained a Return Authorization Number you will be provided a return address within the Customer Service email.

This warranty does not cover installation, adjustments in the home, nor damage due to accidents, misuse, abuse, fire, or any acts of God, incorrect line voltage, damage to other equipment caused by improper installation, unauthorized or improper modifications. This warranty gives you specific legal rights and you may also have other rights that vary from state to state.

** THIS WARRANTY IS EXPRESSLY IN LIEU OF ALL OTHER WARRANTIES. EXPRESSED OR IMPLIED INCLUDING THE WARRANTIES OF MERCHANTABILITY AND FITNESS.** ©2017 Odyssey Marketing Corp.

FCC STATEMENT: This product complies with Part 15 of the FCC Rules. Operation is subject to the following two conditions: (1) This device may not cause harmful interference and (2) this device must accept any interference receiver, including interference that may cause undesirable operation.

