




# RAMPAGING REX

## ASSEMBLING RAMPAGING REX



The Rampaging Rex is packaged in two sections.

At the two open ends you will see one end with a hole and one end with a groove.

Simply align the holes and grooves and pop into place.

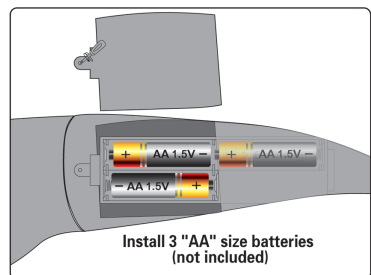
If you want to separate the two halves for storage press the button in, then gently pull the two halves apart.

## SETTING UP THE REMOTE CONTROLLER

1. Using a Phillips screwdriver, unscrew the battery cover screw and open.
2. Install 2x AA batteries, taking care to match the correct polarity +/-.
3. Close the cover and tighten the battery cover screw.

## INSTALLING THE RAMPAGING REX'S BATTERIES

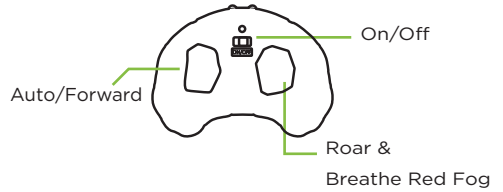
1. Using a Phillips screwdriver, unscrew the battery cover screw and open.
2. Install 3x AAA batteries, taking care to match the correct polarity +/-.
3. Close the cover and tighten the battery cover screw.



## CONTROLLING RAMPAGING REX



Power Switch



Auto/Forward

On/Off

Roar &  
Breathe Red Fog

1. Set the power switch on the Rampaging Rex to On.
2. Press the Auto/Forward button on the remote control to start moving the Rampaging Rex forward.
3. Press the Left and Right keys on the remote control to change the Rampaging Rex's direction.
4. Press the Auto/Forward button again to stop the Rampaging Rex from moving forward.

## LOADING THE DINOSAUR EGGS

When the Rampaging Rex is walking forwards it will lay dinosaur eggs!

To reload the eggs simply open the lid on the dinosaurs back and insert the eggs.



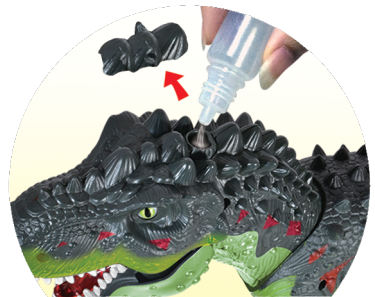
## USING RAMPAGING REX'S RED FOG

Rampaging Rex will roar and breathe red led illuminated fog.

For Rex to breathe fog, the water reservoir on Rex's back should be filled with clean water.

To do this follow these steps:

1. Open the cover on Rex's neck and use the provided dropper to fill the water.
2. Once Rex is full of water close the cover and turn Rex on.
3. Pressing the right controller button will make Rex roar and breathe fog!



## CAUTIONS & WARNINGS

- Suitable for ages 8 and up. Adult supervision is always recommended.
- This product contains small parts which are a choking hazard. Keep away from small children.
- Manufacturers and dealers disclaim all responsibility for damage caused by misuse.
- Keep hair and loose clothing away from the Rampaging Rex when powered on.
- If Rampaging Rex will be stored and unused for an extended period of time, please remove the batteries.
- Check the batteries regularly for potential leakage or corrosion that may occur.
- When installing the batteries carefully follow the polarity marking +/-.
- Do not mix different battery types.
- Remove exhausted or drained batteries.

## CARE & MAINTENANCE

- Do not submerge the unit in any liquids.
- Keep the unit dry.
- Do not leave water in Rex's reservoir after use.
- Do not place the unit near powerful, un-shielded magnets.
- Do not expose the unit to extreme hot or cold temperatures.
- Do not hit, drop, or smash the unit with extreme force.
- Do not disassemble the unit for any reason.

NOT FOLLOWING THESE PRECAUTIONS WILL VOID YOUR WARRANTY.



***Please do not return this product to the store.***

For questions or assistance on installation, parts, or operation contact Odyssey Toys at: **1-(305)-933-4480.**

Email: **Care@OdysseyToys.com**

or visit us online at: **[www.odysseytoys.com/support](http://www.odysseytoys.com/support)**



For Customer Service please email:  
Care@OdysseyToys.com

Please note the units model number and name in your email:  
Model no. ODY-600 • Rampaging Rex

[www.OdysseyToys.com](http://www.OdysseyToys.com)

## 60 DAY LIMITED WARRANTY

Odyssey Marketing/ Odyssey Toys warrants to the original purchaser when used in the United States only, that this product shall be free of defects in material and workmanship. This warranty applies within 60 days of the original purchase date with normal home use. This warranty does not apply for commercial use of this product. Use outside of United States is not covered by this warranty. During the warranty period, we will at our discretion, repair or replace this product without charge, as long as the product has not been abused or mishandled as by our determination. Our determination shall be final and be the consumer's sole remedy. ALL RETURNS must be accompanied by a Return Authorization Number which is issued by Odyssey Marketing's Customer Service Department.

Please contact Customer Service BEFORE returning any products or parts thereof. Once you have obtained a Return Authorization Number you will be provided a return address within the Customer Service email.

This warranty does not cover installation, adjustments in the home, nor damage due to accidents, misuse, abuse, fire, or any acts of God, incorrect line voltage, damage to other equipment caused by improper installation, unauthorized or improper modifications. This warranty gives you specific legal rights and you may also have other rights that vary from state to state.

**\*\* THIS WARRANTY IS EXPRESSLY IN LIEU OF ALL OTHER WARRANTIES. EXPRESSED OR IMPLIED INCLUDING THE WARRANTIES OF MERCHANTABILITY AND FITNESS.\*\*** ©2020 Odyssey Marketing Corp.

FCC STATEMENT: This product complies with Part 15 of the FCC Rules. Operation is subject to the following two conditions: (1) This device may not cause harmful interference and (2) this device must accept any interference receiver, including interference that may cause undesirable operation.

