




SETTING UP THE MONSTER SHARK

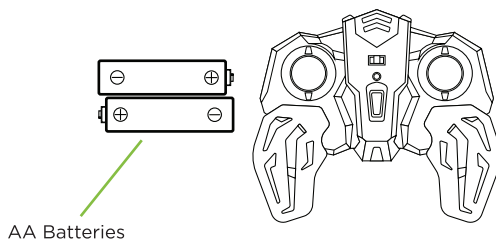
1. Turn off the power switch located on the rear of the Monster Shark. (FIG 1)
2. Turn the Monster Shark over and using a phillips screwdriver, open the battery compartment. (FIG 2)
3. Connect the battery wire to The Ripper's connector as shown. (FIG 3)
4. Close the battery compartment and reinstall the screw.
5. Turn the power switch to On.



★ Tip. Make sure the Monster Shark's battery compartment is properly secured prior to use. If the compartment is not fully closed damage to the sensitive electronics may occur.

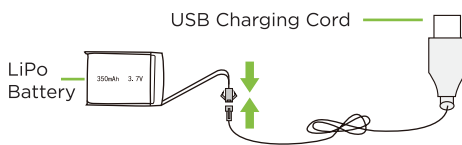
SETTING UP THE REMOTE CONTROL

1. Using a phillips screwdriver open the battery cover on the base of the controller.
2. Install 2x new AA batteries taking care to match the correct polarity (+/-).
3. Close the battery cover.



CHARGING THE MONSTER SHARK'S BATTERY

1. Remove the battery from The Ripper as shown in the setting up instructions.
2. Connect the Monster Shark's battery to the USB charging cord connector.
3. Plug the USB cord into a 5v1a USB charger.
4. The charger light will turn red to indicate charging. When the charger light turns green charging is complete and you can reinstall the battery in the Monster Shark.

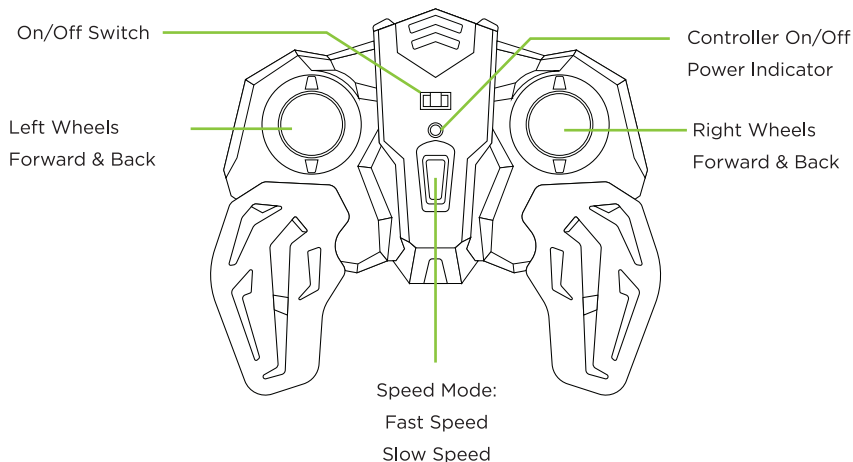


★ Tip. Full charge takes up to 3-4hrs

OPERATING THE MONSTER SHARK

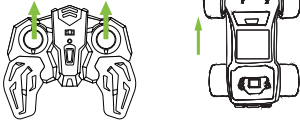
★ Tip. For best results the car needs to be within a 150 foot range of the controller.

Controller Functions



Monster Shark Movement

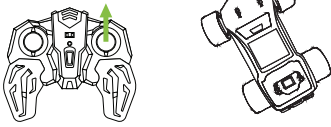
Forward



Back



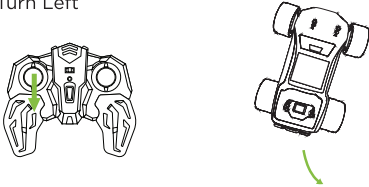
Forward & Turn Left



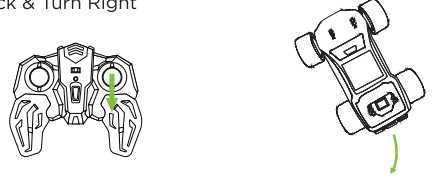
Forward & Turn Right



Back & Turn Left



Back & Turn Right



Spin Left



Spin Right



Monster Shark Flips & Tricks

- ★ Tip. The Monster Shark has two speed modes. Press the speed mode button to switch between fast and slow speeds.
- ★ When in the water using the fast speed mode together with the driving controls will allow the shark to do Flips and Tricks. To drive in water without flipping use the slow speed mode.

Remember to always fully dry the Monster Shark after every use.

60 DAY LIMITED WARRANTY

Odyssey Marketing/ Odyssey Toys warrants to the original purchaser when used in the United States only, that this product shall be free of defects in material and workmanship. This warranty applies within 60 days of the original purchase date with normal home use. This warranty does not apply for commercial use of this product. Use outside of United States is not covered by this warranty. During the warranty period, we will at our discretion, repair or replace this product without charge, as long as the product has not been abused or mishandled as by our determination. Our determination shall be final and be the consumer's sole remedy. ALL RETURNS must be accompanied by a Return Authorization Number which is issued by Odyssey Marketing's Customer Service Department.

Please contact Customer Service BEFORE returning any products or parts thereof. Once you have obtained a Return Authorization Number you will be provided a return address within the Customer Service email.

This warranty does not cover installation, adjustments in the home, nor damage due to accidents, misuse, abuse, fire, or any acts of God, incorrect line voltage, damage to other equipment caused by improper installation, unauthorized or improper modifications. This warranty gives you specific legal rights and you may also have other rights that vary from state to state.

**** THIS WARRANTY IS EXPRESSLY IN LIEU OF ALL OTHER WARRANTIES, EXPRESSED OR IMPLIED INCLUDING THE WARRANTIES OF MERCHANTABILITY AND FITNESS.** ©2022 Odyssey Marketing Corp.**



For Customer Service please email:
Care@OdysseyToys.com

Please note the units model number and name in your email:
Model no. ODY-1022 • Monster Shark

www.OdysseyToys.com

CAUTIONS & WARNINGS

- Suitable for ages 8 and up. Adult supervision is always recommended.
- This product contains small parts which are a choking hazard. Keep away from small children.
- Manufacturers and dealers disclaim all responsibility for damage caused by misuse.
- Keep hair and loose clothing away from the vehicle when powered on.
- If Monster Shark will be stored and unused for an extended period of time, please remove the batteries.
- Check the batteries regularly for potential leakage or corrosion that may occur.
- When installing the batteries carefully follow the polarity marking +/-.
- Do not mix different battery types.
- Remove exhausted or drained batteries.
- Do not exceed charging volts and amps of 5v1a.
- Do not leave charger connected or charge for more than 1hr.

FCC STATEMENT: This product complies with Part 15 of the FCC Rules. Operation is subject to the following two conditions: (1) This device may not cause harmful interference and (2) this device must accept any interference receiver, including interference that may cause undesirable operation.

CARE & MAINTENANCE

- Ensure the unit is completely dry after use.
- Do not store the unit until it is fully dry.
- Do not place the unit near powerful, un-shielded magnets.
- Do not expose the unit to extreme hot or cold temperatures.
- Do not hit, drop, or smash the unit with extreme force.
- Do not disassemble the unit for any reason.

NOT FOLLOWING THESE PRECAUTIONS WILL VOID YOUR WARRANTY.

MADE IN CHINA

