




# FLYING ACE

High Velocity Blaster Game



★ Tip. The Flying Ace Airplane contains flashing lights, that activate when you tap the cockpit or when the plane lands.

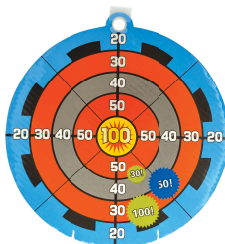
## CONTENTS




1x Blaster



2x Airplanes



1x Target



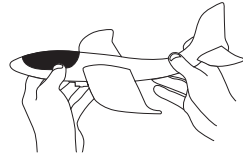
6x Darts



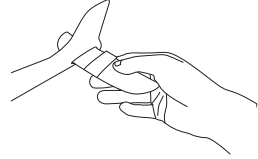
6x Balls

## LAUNCHING THE AIRPLANE

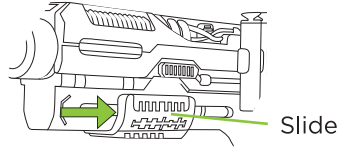
Step 1 Assemble the airplane by inserting the main wing through the fuselage.



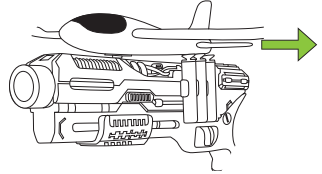
Step 2 Insert the horizontal stabilizer (rear wing) through the fuselage of the airplane.



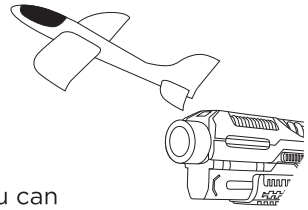
Step 3 Pull the slide on the bottom of the blaster back to ready the launching system.



Step 4 Place the airplane in the channel on the top of the blaster and slide all the way towards the back.



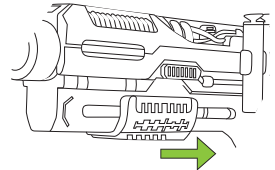
Step 5 Aim the blaster in the direction you want to fly the airplane and pull the trigger.



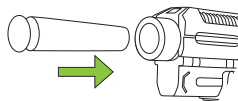
★ Tip. To change the way the airplane flies, you can reinsert the wings in the reverse direction.

## LAUNCHING THE DART OR BALL

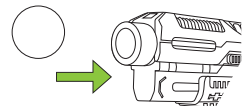
Step 1 Pull the slide on the bottom of the blaster back to ready the launching system.



Step 2 Insert the foam dart or foam ball into the end of the blaster barrel.



Dart

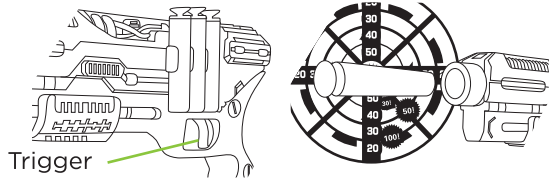


Ball

★ Important! Do not insert more than  $\frac{2}{3}$  of the dart into the blaster barrel to avoid jamming your blaster.

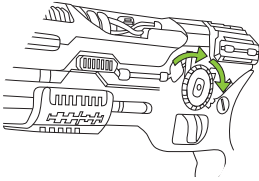
## LAUNCHING THE DART OR BALL (continued)

Step 3 Aim the blaster at the target, and pull the trigger to launch the dart.



## ACCESSORIES & FEATURES

Trigger Lock

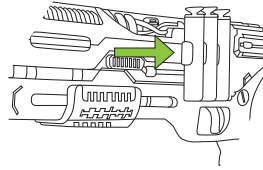


Rotate the dial on the left of the blaster to lock and unlock the trigger.

Clockwise = lock trigger

Counterclockwise = unlock trigger

Foam Dart Clip



Use the included dart clip to store your spare target darts. To attach to the blaster locate the pin on the clip with the corresponding hole on the side of the blaster.

## CARE & MAINTENANCE

- Do not submerge the unit in any liquids.
- Keep the unit dry.
- Do not expose the unit to extreme hot or cold temperatures.
- Do not hit, drop, or smash the unit with extreme force.
- Do not disassemble the unit for any reason.

NOT FOLLOWING THESE PRECAUTIONS WILL VOID YOUR WARRANTY.

## CAUTIONS & WARNINGS

- Suitable for ages 8 and up. Adult supervision is always recommended.
- This product contains small parts which are a choking hazard. Keep away from small children.
- Manufacturers and dealers disclaim all responsibility for damage caused by misuse.
- Keep hair and loose clothing away from Flying Ace.
- Never point the blaster at any person, animal or other non-target item.



For Customer Service please email:  
Care@OdysseyToys.com

Please note the units model number and name in your email:  
Model no. ODY-579 • Flying Ace

[www.odysseytoys.com/support](http://www.odysseytoys.com/support)  
1-(305)-933-4480

Hours of operation: 10:00am - 5:00pm EST



Please do not return this product to the store.

## WARRANTY

### 60 DAY LIMITED WARRANTY

Odyssey Marketing/ Odyssey Toys warrants to the original purchaser when used in the United States only, that this product shall be free of defects in material and workmanship. This warranty applies within 60 days of the original purchase date with normal home use. This warranty does not apply for commercial use of this product. Use outside of United States is not covered by this warranty. During the warranty period, we will at our discretion, repair or replace this product without charge, as long as the product has not been abused or mishandled as by our determination. Our determination shall be final and be the consumer's sole remedy. ALL RETURNS must be accompanied by a Return Authorization Number which is issued by Odyssey Marketing's Customer Service Department.

Please contact Customer Service BEFORE returning any products or parts thereof. Once you have obtained a Return Authorization Number you will be provided a return address within the Customer Service email.

This warranty does not cover installation, adjustments in the home, nor damage due to accidents, misuse, abuse, fire, or any acts of God, incorrect line voltage, damage to other equipment caused by improper installation, unauthorized or improper modifications. This warranty gives you specific legal rights and you may also have other rights that vary from state to state.

**\*\* THIS WARRANTY IS EXPRESSLY IN LIEU OF ALL OTHER WARRANTIES. EXPRESSED OR IMPLIED INCLUDING THE WARRANTIES OF MERCHANTABILITY AND FITNESS.\*\* ©2022 Odyssey Marketing Corp.**

MADE IN CHINA



4

