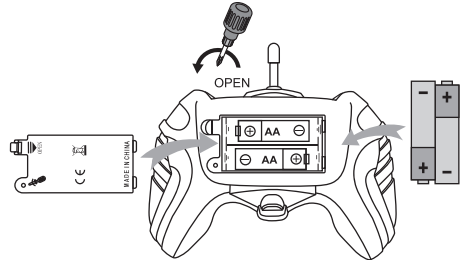




**SETTING UP THE REMOTE CONTROL**

1. Use a phillips screwdriver to open the battery cover.
2. Install 2x new AA batteries taking care to match the correct polarity (+/-).
3. Close the cover and reinstall the screw.

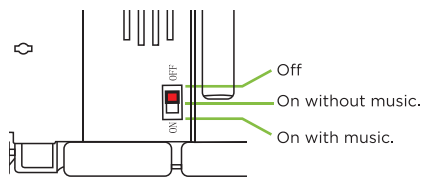


**USING EXCAVATIN' MOTO**

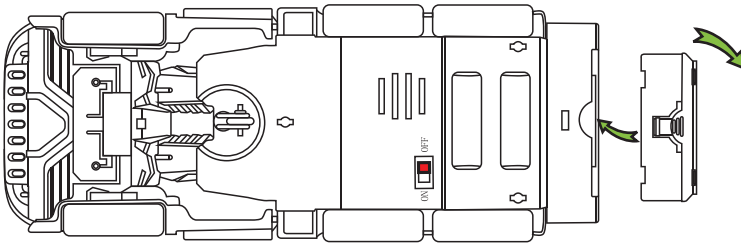
Locate the power switch on the underside of Excavatin' Moto. Set the switch all the way to "On" to turn Excavatin' Moto On and activate the music.

To use Excavatin' Moto without the music, set the switch to the middle position.

When finished using Excavatin' Moto turn the switch back to "Off".

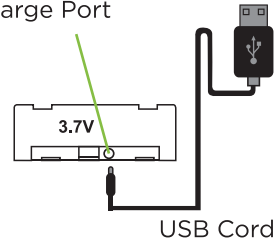


## CHARGING THE EXCAVATIN' MOTO'S BATTERY



1. Remove the battery from Excavatin' Moto by sliding it out.
2. Connect the battery to the USB charging cord connector.
3. Plug the USB cord into a 5v1a USB charger.
4. The charger light will turn on to indicate charging. When the charger light goes out charging is complete and you can reinstall the battery.

Charge Port

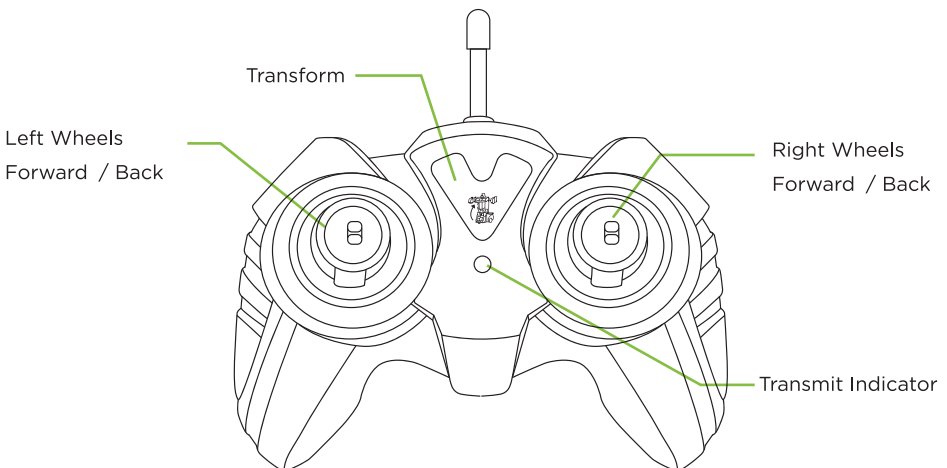


★ Tip. Full charge takes approx. 1hr

## OPERATING EXCAVATIN' MOTO

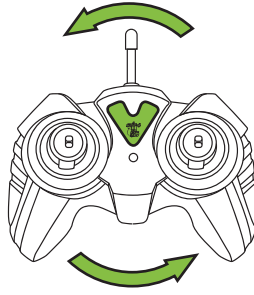
- For best results the Excavatin' Moto needs to be within a 15' foot range of the controller.

### Controller Functions

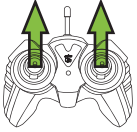


# Excavatin' Moto Movement

Transform



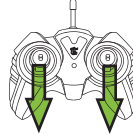
Forward



or



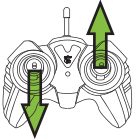
Back



or



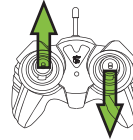
Rotate Left



or



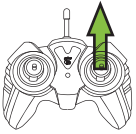
Rotate Right



or



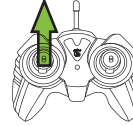
Turn Left



or



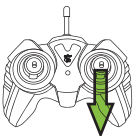
Turn Right



or



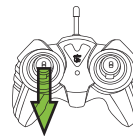
Reverse & Turn Left



or



Reverse & Turn Right



or





For questions or assistance on installation, parts or operation contact Odyssey Toys at 1-(305)-933-4480.

Hours of operation: 10:00am - 4:00pm EST

Email: Care@OdysseyToys.com

Excavatin' Moto II

or visit us online at: [www.OdysseyToys.com/support](http://www.OdysseyToys.com/support)

Model - ODY1058

20855 NE 16 AVE C-4, Miami FL, 33179

## CAUTIONS & WARNINGS

- Suitable for ages 6 and up. Adult supervision is always recommended.
- This product contains small parts which are a choking hazard. Keep away from small children.
- Manufacturers and dealers disclaim all responsibility for damage caused by misuse.
- Keep hair and loose clothing away from the vehicle when powered on.
- If vehicle will be stored and unused for an extended period of time, please remove the batteries.
- Check the batteries regularly for potential leakage or corrosion that may occur.
- When installing the batteries carefully follow the polarity marking +/-.
- Do not mix different battery types.
- Remove exhausted or drained batteries.
- Do not exceed charging volts and amps of 5v1a.
- Do not leave charger connected or charge for more than 1hr.

FCC STATEMENT: This product complies with Part 15 of the FCC Rules. Operation is subject to the following two conditions: (1) This device may not cause harmful interference and (2) this device must accept any interference receiver, including interference that may cause undesirable operation.

## CARE & MAINTENANCE

- Do not submerge the unit in any liquids.
- Keep the unit dry.
- Do not place the unit near powerful, un-shielded magnets.
- Do not expose the unit to extreme hot or cold temperatures.
- Do not hit, drop, or smash the unit with extreme force.
- Do not disassemble the unit for any reason.

NOT FOLLOWING THESE PRECAUTIONS WILL VOID YOUR WARRANTY.

60 DAY LIMITED WARRANTY

Odyssey Marketing/ Odyssey Toys warrants to the original purchaser when used in USA only, that this product shall be free of defects in material and workmanship. This warranty applies within 60 days of the original purchase date with normal home use. This warranty does not apply for commercial use of this product. Use outside of USA is not covered by this warranty. During the warranty period, we will at our discretion, repair or replace this product without charge, as long as the product has not been abused or mishandled as by our determination. Our determination shall be final and be the consumer's sole remedy. ALL RETURNS must be accompanied by a Return Authorization Number which is issued by Odyssey Marketing's Customer Service Department.

Please contact Customer Service BEFORE returning any products or parts thereof. Once you have obtained a Return Authorization Number you will be provided a return address within the Customer Service email.

This warranty does not cover installation, adjustments in the home, nor damage due to accidents, misuse, abuse, fire, or any acts of God, incorrect line voltage, damage to other equipment caused by improper installation, unauthorized or improper modifications. This warranty gives you specific legal rights and you may also have other rights that vary from state to state.

\*\* THIS WARRANTY IS EXPRESSLY IN LIEU OF ALL OTHER WARRANTIES. EXPRESSED OR IMPLIED INCLUDING THE WARRANTIES OF MERCHANTABILITY AND FITNESS.\*\* ©2017 Odyssey Marketing Corp.

MADE IN CHINA



4

