

# USER MANUAL




## TAIL LIGHTS

Model.: WJ2020-0725( With Bulbs & Wire Harness)

2015-2022 Chevy Colorado


## REQUIRED TOOLS

Phillips Screwdriver




# Installation Instructions

1. Disconnect the harness plug under the car.



2



3



4



5. Put out the taillight with the harness.



6





7. Put inside the new harness.



8



9



10. Connect the wiring harness.



11. Remove the plug onto the holder.



12



13. Repeat the steps 1~12 for the other side.

