

USER MANUAL TAIL LIGHTS



Model.: WJ20-0719

Chevy Silverado 1500/2500 1999-2002

Chevy Silverado 1500/2500 2003-2006

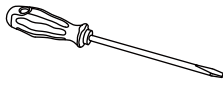
Chevy Silverado 3500 2001-2006

Chevy Silverado Classic Body Style 2007 (NOT FIT other models)

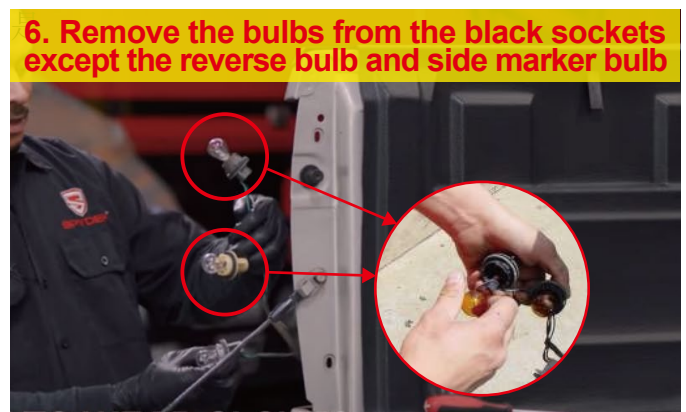
GMC Sierra 1500/2500 1999-2002


GMC Sierra 3500 2001-2002

REQUIRED TOOLS

Socket 	Ratchet 	Flathead Screwdriver 	Phillips Screwdriver 	Panel Remover 
---	--	---	--	--

Installation Instructions





7. Place the resistor in a safe location in the housing.



8. Connect the pigtails to the stock sockets. Make sure the wires match: Black to Black.




9. Connect the resistor to the taillight housing.



10. Place the taillight into the truck housing, secure with screws.



11



12. Repeat the steps 2~11 for the other side.

