

USER MANUAL




TAIL LIGHTS

Model.: WJ20-0712

2015-2022 Chevy Colorado
2015-2022 GMC Canyon


REQUIRED TOOLS

Phillips Screwdriver




Installation Instructions

1. Disconnect the harness plug under the car.



2



3



4



5. Put out the taillight with the harness.



6



7. Put inside the new harness.



8



9



10. Connect the wiring harness.



11. Remove the plug onto the holder.



12



13. Repeat the steps 1~12 for the other side.

