

USER MANUAL

TAIL LIGHTS



Model.: WJ20-0004

Chevy Silverado 1500/2500 1999-2002

Chevy Silverado 1500/2500 2003-2006



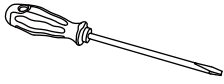
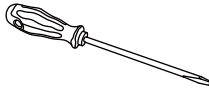
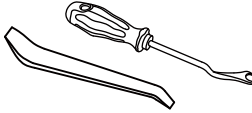
Chevy Silverado 3500 2001-2006

Chevy Silverado Classic Body Style 2007 (NOT FIT other models)

GMC Sierra 1500/2500 1999-2002

GMC Sierra 3500 2001-2002


REQUIRED TOOLS

Socket	Ratchet	Flathead Screwdriver	Phillips Screwdriver	Panel Remover
				

Installation Instructions



6. Place the sockets to the new taillight.



7. Place the taillight into the truck housing, secure with screws.



8

2pcs Bolts



9. Repeat the steps 2~8 for the other side.

