

# USER MANUAL

## HEADLIGHTS

2014-2021 Toyota Tundra with factory halogen headlight models or models with factory LED DRL headlights  
(Models with Factory LED Headlights, pls purchase our converters)

Model.: WJ1021-0716B & WJ1022-0716B



**W/O DRL**

**Page3**



**W/ DRL**

**Page4**



**LED**

(Adapter Harness are Need,  
Not Included)

**Page5**

# REQUIRED TOOLS

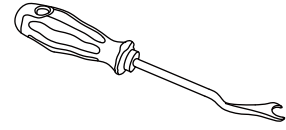
Socket





Ratchet





Panel Remover




## Installation Instructions






## Model with factory headlights w/o DRL




## Model with factory headlights w/ DRL



## Model with factory LED headlights

For this LED type, please use our wiring adapters either (NOT INCLUDED).  
Adapters Guide Pls Follow User Manual WJ10-0376WH.



### 11. Connect all the plugs.



### 12



### 13



Reinstall two 10mm headlight mounting bolts at the top

### 14



Reinstall one 10mm headlight mounting bolt at the bottom

15. Repeat the steps 4~14 for the other side.

16. Reinstall the original removed parts and bolts.

## Adjustment steps

For Original Headlights W/O Leveling Motor Adjuster

Use six inches Phillips screwdriver.



Locate the adjustment Screw.



For Original Headlights W/ Leveling Motor Adjuster



Same steps for the other side.

