

USER MANUAL



HEADLIGHTS

Model.: WJ1020-0382 WJ1021-0382

2014-2015 Chevy Silverado 1500

REQUIRED TOOLS

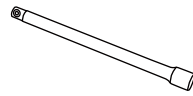
Socket



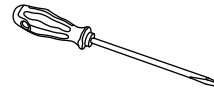
Ratchet




Wrench
Extension



Phillips
Screwdriver



Panel
Remover



Installation Instructions

1. Remove 8 plastic clips



2. Remove this panel



3. Remove four 10mm bolts




4. Remove four 10mm bolts





5



6. Remove the 3 bolt and the clip that holding the headlight





13. Repeat the steps 6~12 for the other side.
14. Reinstall the original removed parts and bolt.