

# USER MANUAL



## HEADLIGHTS

**Model.: WJ10-0673C**

2016-2019 Chevy Silverado 1500  
with Factory HID Headlight Model  
(Headlights with factory LED Type require converters  
for installation)

# REQUIRED TOOLS

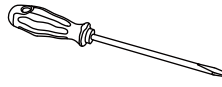
Socket



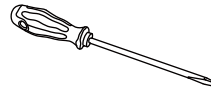
Ratchet




Flathead  
Screwdriver





Phillips  
Screwdriver





Panel  
Remover




## Installation Instructions














23. Push th black trim into the bottom of the new headlight



24



25




26




27



28



29



30



**31. Repeat the steps 10~30 for the other side**



**32. Reinstall the original removed parts and bolt.**

