

USER MANUAL HEADLIGHTS



Model.: WJ10-0214

Chevy Silverado 1500 1999-2002

Chevy Silverado 2500 1999-2002

Chevy Silverado 3500 2001-2002

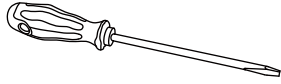
Chevy Silverado 1500HD/2500HD 2001-2002

Chevy Suburban 1500/2500 2000-2006

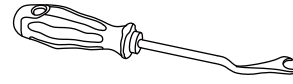
Chevy Tahoe 2000-2006

REQUIRED TOOLS

Phillips Screwdriver



Panel Remover



Installation Instructions






9. Splice the black(-) and brown(+) parking light to the new headlight. Red (+) wire to brown and black(-) to black.



10. Connect the headlight plugs into the new headlight.



11. Plug and twist the turn signal light.



12. Put the headlight back into the housing and use the pins to lock in the headlight.



13. Repeat the steps 2~12 for the other side.

