

SIDE STEP

— User Manual —

2021-2023 Ford Bronco (not Bronco Sport)



Model:	NFB01C104
Material:	Q235A
Product Dimensions:	20 x 6.8 x 4.3 inch
Package Dimensions:	22.6 x 10.8 x 8.3 inch
Product Weight:	33.1 lbs

※ Thank you for purchasing the SIDE STEP. Please read this manual carefully and keep it properly if you need to refer to it afterward. If you need any support or assistance, please contact us with your product model number and order number, and our support team will help you solve problems.




⚠ WARNING

※ This product is designed primarily to enhance the appearance of the vehicle. Do not rely in any way on the components of this product to protect against injury or death in the event of an accident. To reduce the risk of serious injury or property damage, please read all safety messages and understand all instructions and procedure notices before attempting to install or use this product.





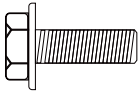
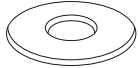

⚠ CAUTION

※ Properly torque and recheck fasteners and security of step tread after 250 miles and inspect frequently. Do not use if damaged.

REQUIRED TOOLS

<p>Socket</p> 	<p>Ratchet</p> 	<p>Safety Glasses</p> 
---	--	---

Parts Information

NO.	Parts Name	Size	Line Graph	Qty	Color
/	Side Step	/		2	Black
/	Brackets	/		4	Black
/	Half socket set Bolts	M10x40		5	Dacro Black
N09	Hex Flange Nuts	M10		5	Dacro Black
B17	Hex Flange Bolts	M8x20		5	Dacro Black
W19	Flat Washer	Φ8x24x2		5	Dacro Black
W16	Spring Washer	Φ8		5	Dacro Black

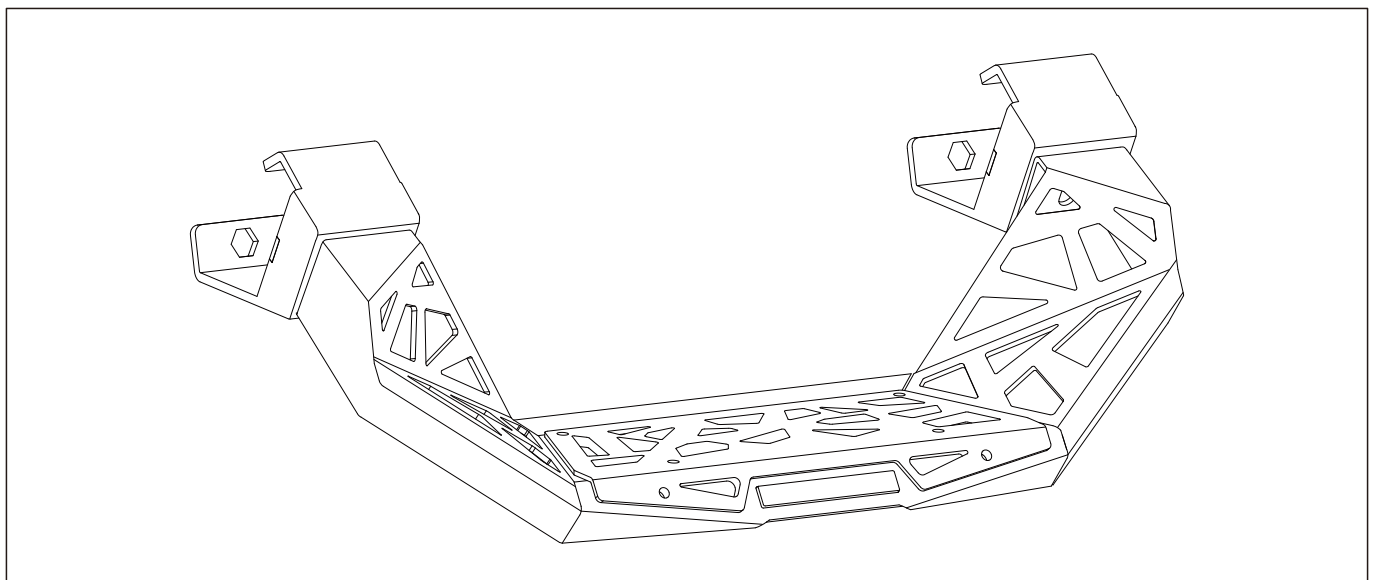
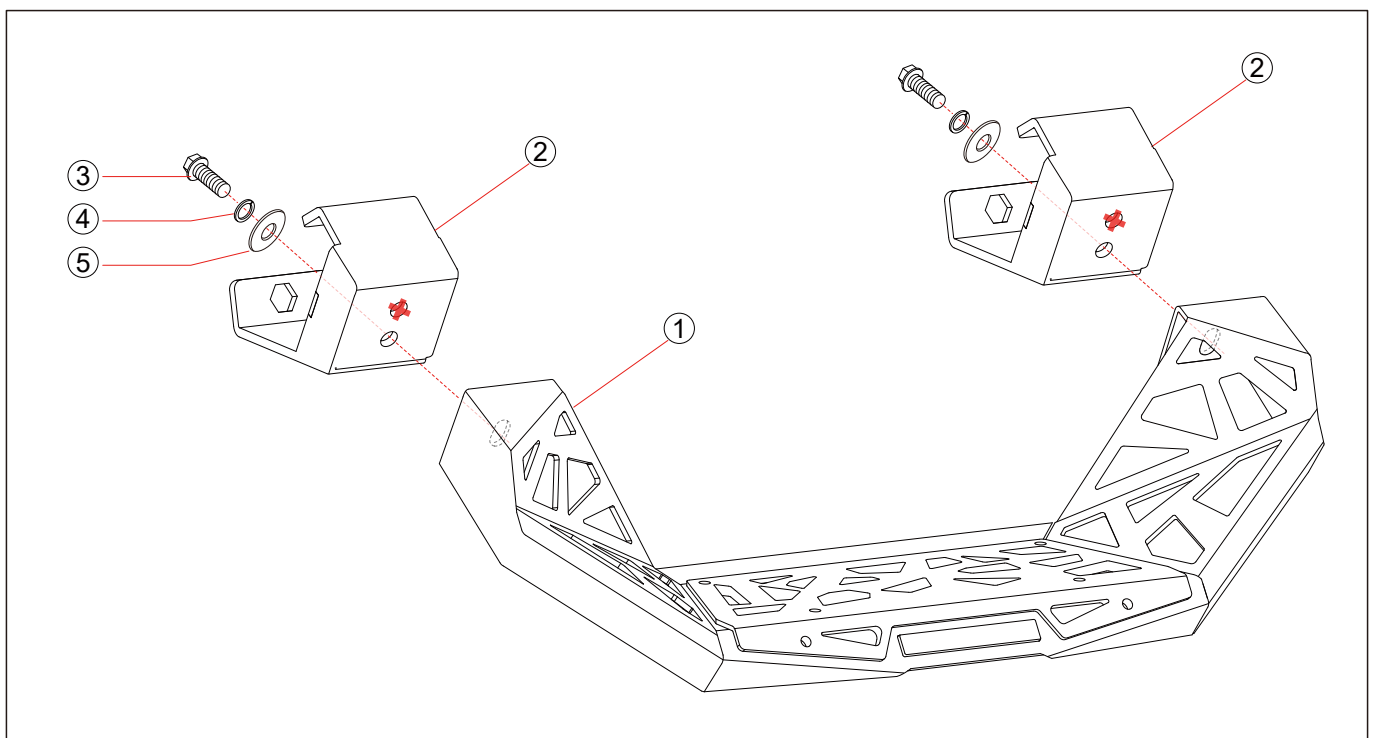
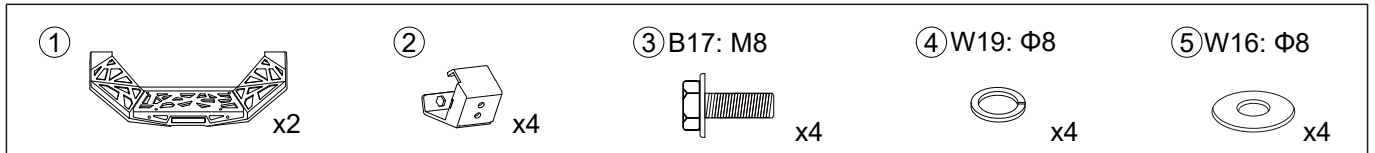
※**Note:**

spare parts such as N09、 B17、 W19、 W16 are provided with 1PCS each (included in the number of parts details).

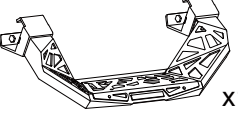


Installation Instructions

Step 1: Open the carton and take out the parts. Check whether the number of components is complete.

Step 2: Install the bracket.



Step 3: install the side step.

①	 x1	② M10x40	 x4	③ N09: M10	 x4
---	--	----------	--	------------	---

