

OZARKÉ

INSTRUCTION MANUAL

OZARKÉ

Thank you for shopping with Ozarké, we really appreciate your business. Our goal is to provide an excellent customer service before, during and after delivery. We've included a guide on how to assemble the table, should you require additional assistance please feel free to email us at info@ozarke.com and one of our customer service reps will reach out to assist you.

Before you get started:

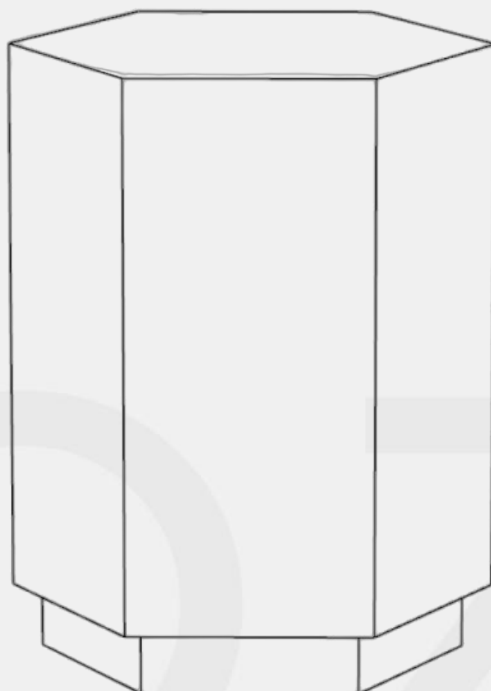
Before starting the assembly process, kindly review the inventory to ensure everything is present. Should you discover any missing items, please don't hesitate to contact our customer service team for assistance.

Assembly Inventory:

A- 1 x Marble table (see image 1.1)

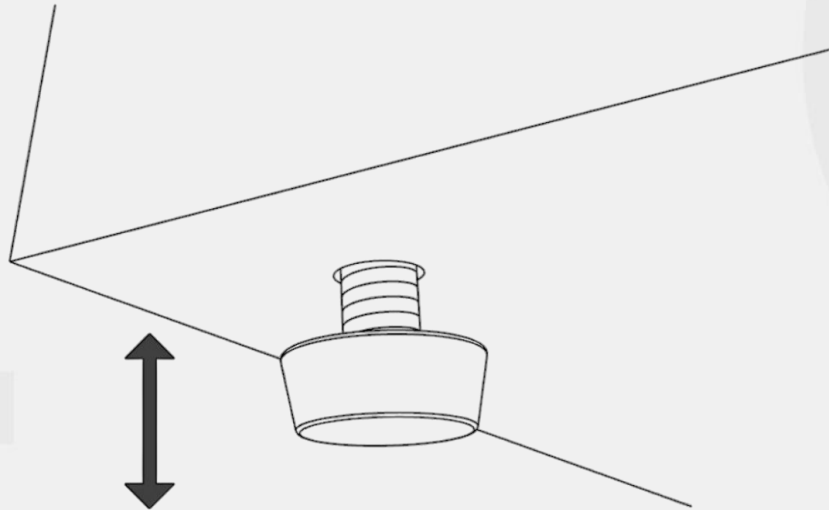
Parts and Installation Tools:

No installation tools required to assemble this table

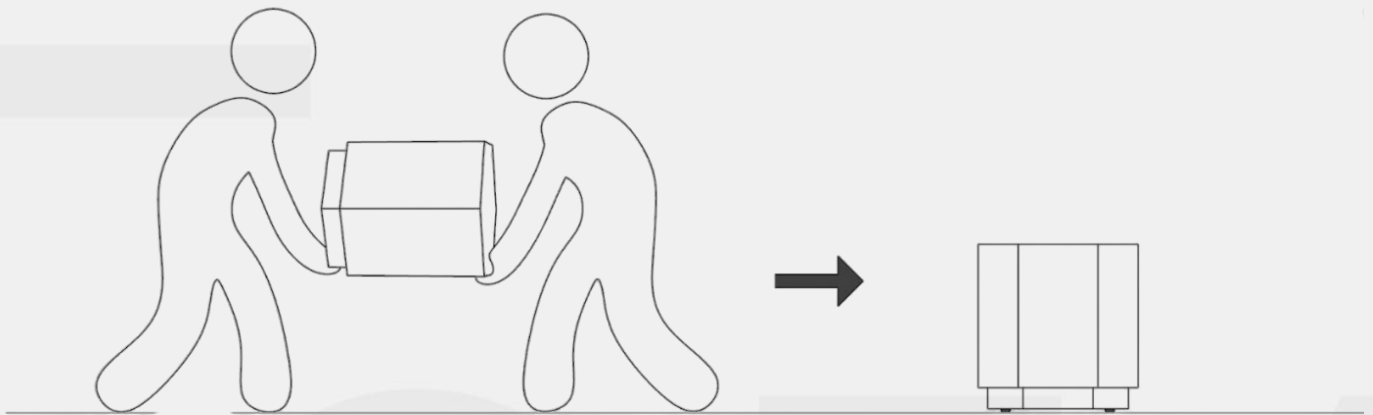


Installation Instructions

Adjustable balance foot pad



Handling and placement methods



Need further Assistance?
Phone: 800-604-7271
Email: Info@ozarke.com