

OZARKÉ

INSTRUCTION MANUAL

OZARKÉ

Thank you for shopping with Ozarké, we really appreciate your business. Our goal is to provide an excellent customer service before, during and after delivery. We've included a guide on how to assemble the table, should you require additional assistance please feel free to email us at info@ozarke.com and one of our customer service reps will reach out to assist you.

Before you get started:

Before starting the assembly process, kindly review the inventory to ensure everything is present. Should you discover any missing items, please don't hesitate to contact our customer service team for assistance.

Assembly Inventory:

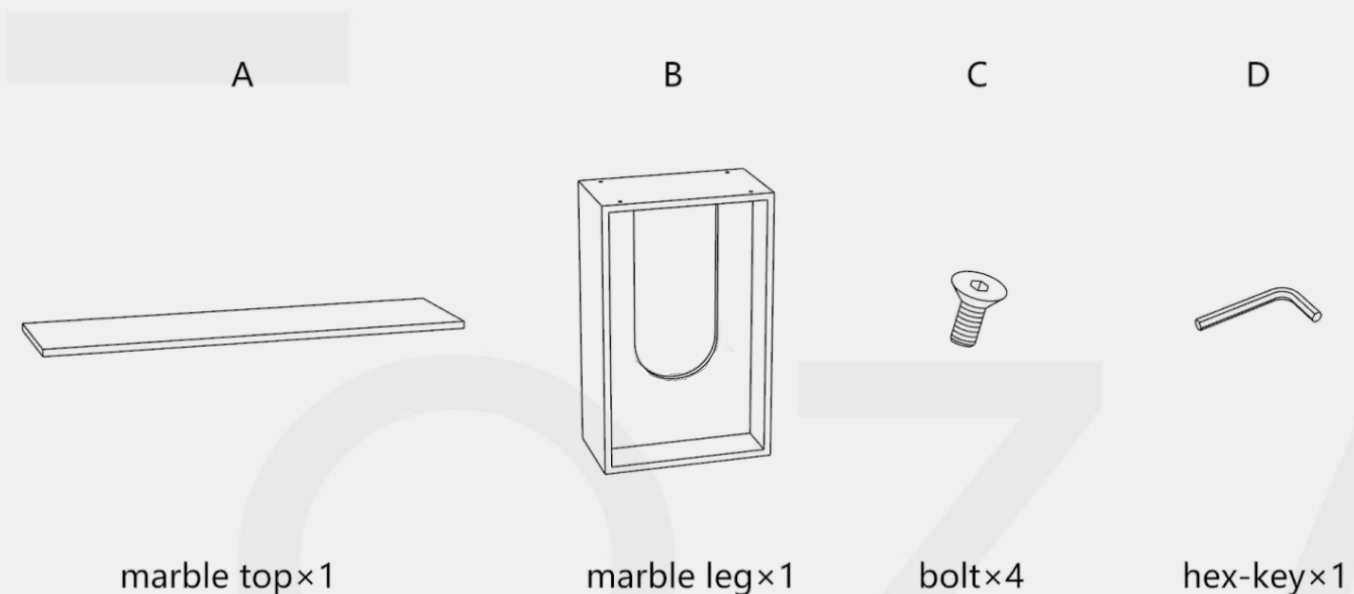
A- 1 x Marble top (see image 1.1)

B- Marble leg x 1

Parts and Installation Tools:

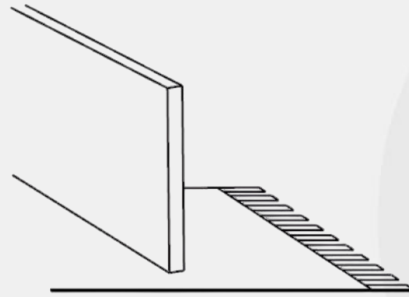
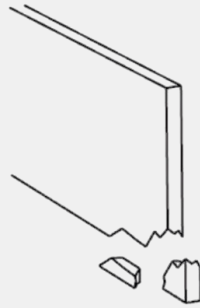
C- Bolts x 4

D- Hex key x 1



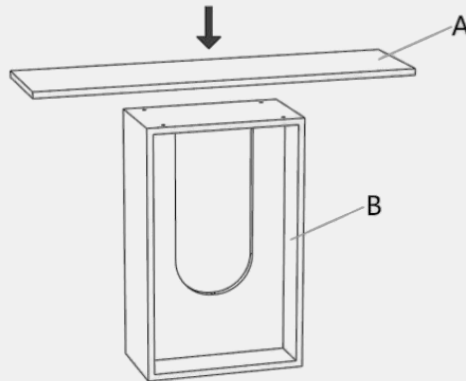
Installation Instructions

Working on Carpet

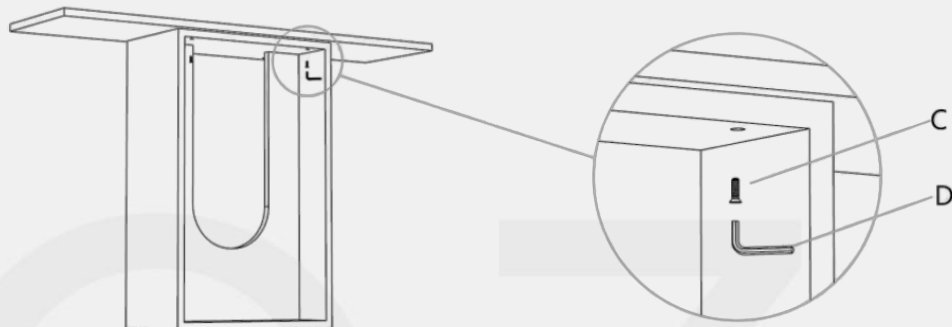


Installation Method

01



02



Need further Assistance?
Phone: 800-604-7271
Email: Info@ozarke.com