

FRAMA

STUDIO COLLECTION

Studio Collection | About

Units | Overview

Materials and Appliances

Examples & Applications

Case Studies

ABOUT

Frama Studio Series is designed to be a free standing element in a space without mounting to any walls or floors. The Frama Kitchen portrays the light expression of a piece of furniture within the kitchen environment. Every Frama Studio unit is built upon a powder coated metal grid, providing an industrial but light approach.

With a local setup we manufacture the Frama Studio Collection in Denmark ready to be shipped internationally from Copenhagen.

The Frama Studio Collection is the result of a simplification to the standard of today's complex built to fit kitchen and cabinet approach. Within the free standing units we have encased top of the line appliances while retaining a low-tech and analogue expression.

The joinery and meeting of materials is celebrated as a visual cue to our back to basic kitchen approach. The combination of stone, wood, and metal are sourced from Denmark and Portugal.

The Frama Studio Collection is based around a series of frameworks, semi custom to fit a multitude of uses and circumstances. Based on this philosophy, kitchens, cabinets, kitchenettes, bathroom units, as well as credenzas are made to order, tailored for each unique project.

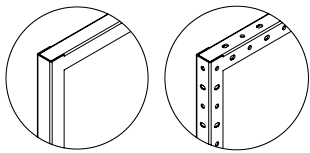
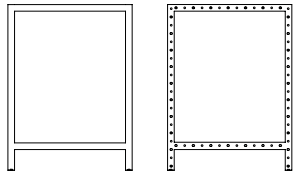






FRAMA STUDIO COLLECTION ASSEMBLY AND DESIGN

The Frama Studio Collection is based around a series of frameworks, of which a modular and custom unit is achieved. Each piece of the unit can be chosen to create the aesthetic and function needed for each individual project. Illustrated on the next pages is an overview of the different standards we offer. Below we show the simple process of decisions required to build the cabinet of your specifications.

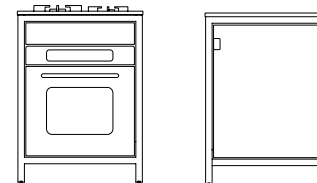
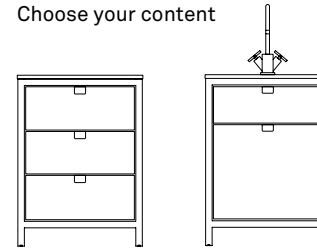
1. Choose your frame type



2. Choose your modules



3. Choose your content



4. Choose your finish







FRAMA STUDIO COLLECTION

FRAMES

The Frama Studio Kitchen is based around a series of frameworks, of which a modular and custom kitchen is achieved. Illustrated on the next pages is an overview of the different standards we offer.



FRAMES UNIT A



Unit A / 14100
H 2035 x W 1305x D 650
(2 x 600)



Unit A1 / 14101
H 2035 x W 670 x D 650
(1 x 600)

A

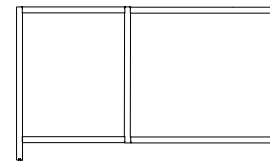


14100

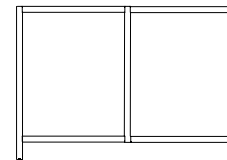


14103

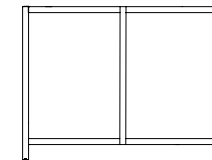
FRAMES UNIT C



Unit C2 / 14108
H 900 x W 1605 x D 650
(1 x 600, 1x 900)

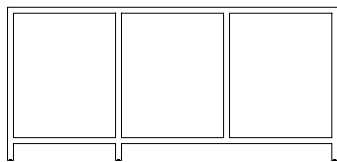


Unit C / 14106
H 900 x W 1305 x D 650
(2 x 600)

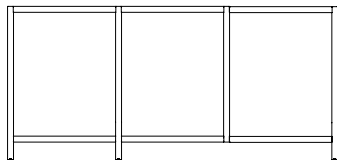


Unit C1 / 14107
H 900 x W 1100 x D 650
(2 x 500)

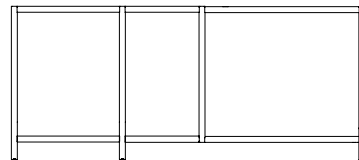
FRAMES UNIT B



Unit B2 / 14105
H 900 x W 2240 x D 650
(2x600 , 1 x 900)



Unit B / 14103
H 900 x W 1940 x D 650
(3 x 600)



Uniz B1 / 14104
H 900 x W 1946 x D 650
(1 x 600 , 1 x 450, 1 x 900)

B

C



14109




14109




14111

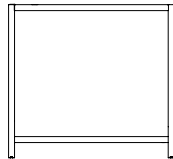
FRAMES UNIT D



Unit D / 14109
H 900 x W 670 x D 650
(1 x 600)




D1 Unit / 14110
H 900 x W 450 x D 450
(1 x 450)




Unit D2 / 14111
H 900 x W 450 x D 450
(1 x 450)

FRAMES SPECIAL




14400
850 mm. DEPTH addition




14401
450 mm. DEPTH addition

D



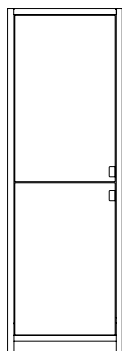


14301



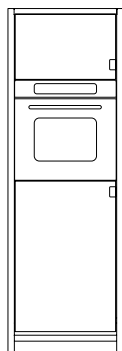
14303

CABINET TYPES UNIT A



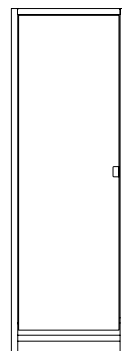
14300
high cabinet

Available in
frame sizes:
H 2035 x W 600
x D 650



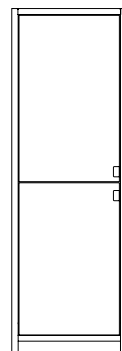
14301
high cabinet
with oven

Available in
frame sizes:
H 2035 x W 600
x D 650



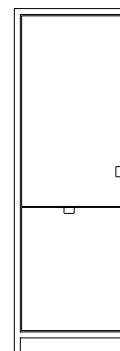
14302
high cabinet
with full fridge

Available in
frame sizes:
H 2035 x W 600
x D 650



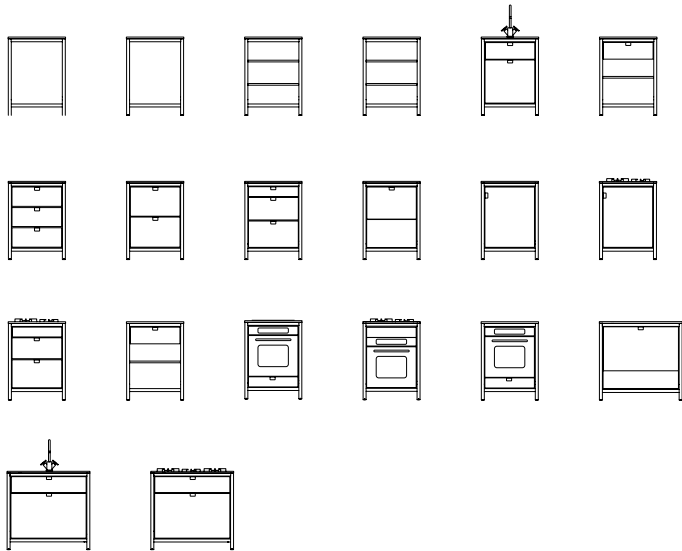
14303
high cabinet
with fridge and
freezer

Available in
frame sizes:
H 2035 x W 600
x D 650




14304
high cabinet
with dishwasher

Available in
frame sizes:
H 2035 x W 600
x D 650




14503




14504

CABINET TYPES UNIT B / C / D



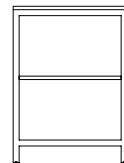
14500
Shell Unit
(no contents)
melamin interior

Available in
frame sizes:
H 900 x W 600/450/900
x D 650/450/850



14501
Shell Unit
(no contents)
Douglas interior

Available in
frame sizes:
H 900 x W
600/450/900
x D 650/450/850



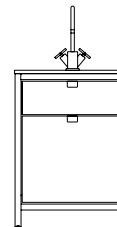
14502
One open shelf

Available in
frame sizes:
H 900 x W 600/450/900
x D 650/450/850



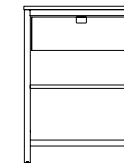
14503
Two open shelves

Available in
frame sizes:
H 900 x W 600/450/900
x D 650/450/850



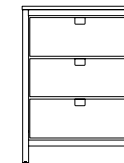
14504
Sink with
cabinet and
large drawer

Available in
frame sizes:
H 900 x W 600 x D 650



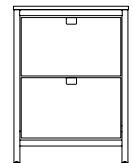
14505
Medium drawer
and open shelf

Available in
frame sizes:
H 900 x W
600/450/900
x D 650/450/850



14506
three medium
drawers

Available in
frame sizes:
H 900 x W 600/450/900
x D 650/450/850



14507
two medium
drawers

Available in
frame sizes:
H 900 x W 600/450/900
x D 650/450/850



14508



14511

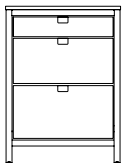


14512



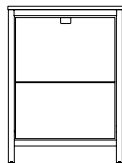
14515

CABINET TYPES UNIT B / C / D



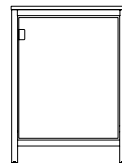
14508
One cutlery drawer,
two medium drawers

Available in
frame sizes:
H 900 x W 600 x D 650/450



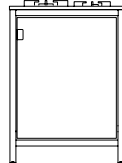
14509
dishwasher

Available in
frame sizes:
H 900 x W 600/900 x D 650



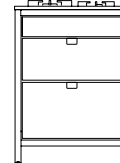
14510
cabinet with
two drawers

Available in
frame sizes:
H 900 x W 600 x D 650/450



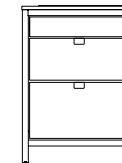
14511
3 pan gas
burner + cabinet

Available in
frame sizes:
H 900 x W 600 x D 650



14512
3 pan gas
burner
+ drawers

Available in
frame sizes:
H 900 x W 600 x D 650



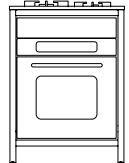
14513
3 pan
induction
+ drawers

Available in
frame sizes:
H 900 x W 600 x D 650



14514
3 pan
+ oven +
pan drawer

Available in
frame sizes:
H 900 x W 600 x D 650



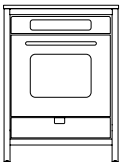
14515
3 pan gas burner
+ oven

Available in
frame sizes:
H 900 x W 600 x D 650



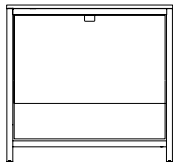
14517

CABINET TYPES UNIT B / C / D



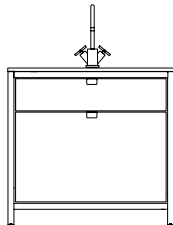
14516
oven +
pandrawer

Available in
frame sizes:
H 900 x W 600 x
D 650



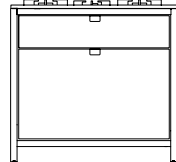
14517
Cool Drawer

Available in
frame sizes:
H 900 x W 900 x D 650



14518
Double sink L90

Available in
frame sizes:
H 900 x W 900 x D 650



14519
Four Pan gas with
double drawer

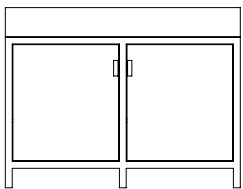
Available in
frame sizes:
H 900 x W 900 x D 650



14522

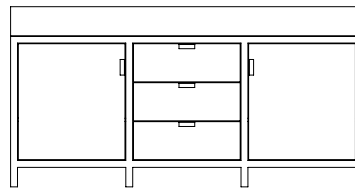


14523



14522
 Double unit
 with two cabinets and two
 shelves
 (optional three drawers)
 * Comes with marble sink

Available in frame sizes:
 H 900 x W1200 x D 450



14523
 Triple unit
 with three cabinets and
 two shelves
 (optional three drawers)
 * Comes with marble sink

Available in frame sizes:
 H 900 x W1800 x D 450

FRAMA STUDIO COLLECTION
FREESTANDING SHELVING

The Studio Collection includes a series of freestanding shelving units custom made to height and width depending on the project. The pieces are designed to stand on their own as wall dividers or against a wall as a light frame storage option. Comes with floor and ceiling mount for secure placement.



14530
Freestanding shelves
Height made to order
Available in widths:
W 600/900/1200 x D 332



FRAMA STUDIO COLLECTION

MATERIALS AND APPLIANCES

The joinery and meeting of materials is celebrated act as a visual cue to our back to basic kitchen approach. The combination of stone, wood, and metal are sourced from Denmark and Portugal. We use a variety of high end appliances based on the specific need and form of the given kitchen, outlined below.

MATERIALS OVERVIEW

MARBLE



Ruivina

Black/Grey with white marbled pattern, tendency to appear as muted black



Blue Ataija Limestone

Grey Limestone with warm grey undertones, and marbled anthracite pattern



Estremoz

White marble with cream base undertones, and possibility of rose and grey veining

FRAME



Muted Black powdercoated Steel
Choice: non perforated or perforated



Silk Gray powdercoated Steel
Choice: non perforated or perforated



Oyster White powdercoated Steel
Choice: non perforated or perforated


CABINETS & DRAWERS




Muted Black painted MDF



Silk Grey painted MDF



Cream White painted MDF



Linseed Oiled Muted Black Douglas Fir



Linseed Oiled Natural Douglas Fir



Linseed Oiled White Douglas Fir





Ruivina Marble | Linseed Oiled White Douglas Fir | Muted Black powdercoated Steel



Estremoz Marble | Linseed Oiled White Douglas Fir | Oyster White powdercoated Steel



Estremoz Marble | Linseed Oiled Muted Black Douglas Fir | Muted Black powdercoated Steel



Blue Atalja Limestone | Linseed Oiled Natural Douglas Fir | Silk Gray powdercoated Steel



Ruivina Marble | Linseed Oiled White Douglas Fir | Muted Black powdercoated Steel



Ruivina Marble | Linseed Oiled Natural Douglas Fir | Muted Black powdercoated Steel



Estremoz Marble | Linseed Oiled Natural Douglas Fir | Oyster White powdercoated Steel



Blue Atalja Limestone | Linseed Oiled White Douglas Fir | Silk Gray powdercoated Steel



Estremoz Marble | Linseed Oiled White Douglas Fir | Oyster White powdercoated Steel



Ruivina Marble | Linseed Oiled White Douglas Fir | Muted Black powdercoated Steel



Estremoz Marble | Cream White painted MDF | Oyster White powdercoated Steel



Estremoz Marble | Muted Black painted MDF | Creme painted Steel



Blue Atalja Limestone | Silk Grey painted MDF | Silk Grey powdercoated Steel

CUPBOARD DOORS & SIDE PANELS

Material:
 Front Veneer Douglas Fir with solid edges (both sides)
 Origin: Denmark
 Thickness: 22 mm

Finish:
 Local produced linseed oil from Denmark in selected colours.
 Natural with a delicate white pigment
 Ash black pigment
 *Variations in wood fronts may occur

DRAWERS

Solid wood drawers inspired by wine crates with exposed nails, and visible end grain.
 Soft close drawer slides.

Material:
 Front and side: Solid Douglas Fir
 Bottom: Black melamine
 Origin: Denmark

Finish:
 Locally produced linseed oil from Denmark in selected colours.
 Natural with a delicate white pigment
 Ash black pigment
 *Variations in wood fronts may occur

FRAME, HANDLES & WHEELS

Material: Powder Coated Steel with or without selected perforations
 Origin: Denmark

Frame: Muted Black - textured
 Depth/Height adjustment


Handles: Powder coated in correlation with kitchen frame
 Integrated flush with in drawers and cabinets

Wheels/ casters available, see illustration below, wheel height is 100mm meaning there is not visible legs with the addition of wheels to a frame. Please note, when pushed on uneven flooring marble cannot be ensured against cracks

INTERIOR SHELVES & DRAWER BOTTOM

The drawer has a bottom constructed out of melamine, a hard material with a color matching the frame and handles.

Material: Muted Black, white or grey
 Origin: Denmark



Ash Black Oiled Douglas Fir



Hvid Lys Oiled Douglas Fir




Hvid Lys Oiled Douglas Fir



Black painted MDF



Grey painted MDF



Grey painted MDF



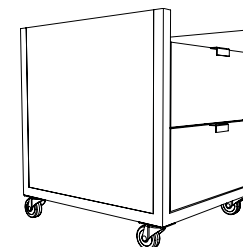
Muted Black powdercoated Steel
 Choice: non perforated or perforated



Silk Gray powdercoated Steel
 Choice: non perforated or perforated



Oyster White powdercoated Steel
 Choice: non perforated or perforated



COUNTER TOP

Portuguese marble with naturally occurring variations. All appliances such as gas burners and sink come under mounted, creating a continuous look within the marble tops.

Material: Marble
Origin: Portugal
Thickness: 20mm
Version: Estremoz (white)
Ruivina (black)
Blue Ataija (grey)

Finish: Honed marble,-
semi - matte with straight edges

Note: All stone tops are treated against water and oil, for future maintenance we provide detailed installation instructions alongside kitchen.



Ruivina

Black/Grey with white marbled pattern, tendency to appear as muted black




Blue Ataija Limestone

Grey Limestone with warm grey undertones, and marbled anthracite pattern



Estremoz

White marble with cream base undertones, and possibility of rose and grey veining



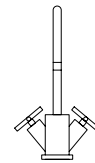


FAUCET

Dornbracht Tara Classic

Matte black powder coated steel faucet
or Matte platinum coated steel faucet

235 mm projection
360° swing radius
Single-hole lavatory mixer
Matte black



SINK

Smeg Model No. VSTQ50-2

Stainless steel under mounted sink.
Under-mounted single bowl
Stainless steel
Dimensions: D 210 x W 400 x L 500 mm

Trash sorting system for sink available



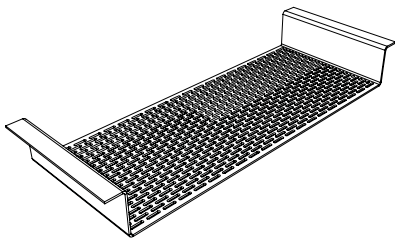
SINK DRAINER

Material: Powder Coated Steel
with selected perforations
Origin: Denmark

Finish : Muted Black - textured

Use : Can be delivered alongside sink unit
to fit atop sink as a small drainer system

Note: Must pre - order with kitchen



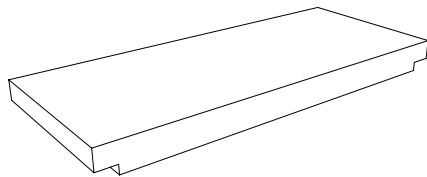
CUTTINGBOARD

Material: Douglas Fir
Origin: Denmark

Finish : Natural oiled food safe

Use : Can be delivered alongside sink unit
to fit atop sink as a cutting board

Note: Must pre - order with kitchen




SINK SHELF

Material: Powder Coated Steel
with selected perforations
Origin: Denmark

Finish : Muted Black - textured

Use : Comes standard with the sink as a small
metal shelf within the under the sink cabinet.
Best used for sponges, dishwasher tabs, and
any other small washing up accessories

Note: Comes standard with kitchen sink unit



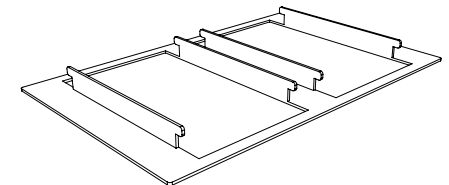
TRASH SORTING INSERT

Material: Powder Coated Steel
with selected perforations
Origin: Denmark

Finish : Muted Black - textured

Use : Comes optional with the sink unit as a
predesigned system for hanging trashbags within
the drawer. Each plate comes with two sections,
but a standark 600 unit can fit two if four sorting
sections are desired.

Note: Must pre - order with kitchen



DISHWASHER

Smeg Model No. STC75

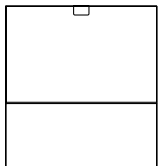
7 place settings
Electronic display
Timer up to 9 hours
Stainless Steel basket with grey components
Noise level: 43 dB (A) RE 1 pW
Integrated within Frama Studio Kitchen with Douglas Fir front panel

*available in width 900mm. as well as 600mm.

Mounting & Installation:

The Dishwasher it is typically delivered per-installed in Frama Studio Kitchen with a cabinet front and handle.

The dishwasher module consists of two doors which fold open. The client is responsible for all electrical installation & plumbing work.



DISHWASHER

Smeg Model No. STX3CL


7 Place Settings
Electronic display
Timer up to 9 hours
Noise level: 44 dB (A) RE 1 pW
10 programs (5 fast programs)
Integrated within Frama Studio Kitchen with Douglas Fir front panel

*available in width 600mm.

Mounting & Installation:

The Dishwasher it is typically delivered per-installed in Frama Studio Kitchen with a cabinet front and handle.

The dishwasher module consists of one doors.



DISHWASHER DRAWER

This Fisher & Paykel TM DD60STI9


7 Place Settings
Electronic display
Noise level: 43 dB (A) RE 1 pW
Integrated within Frama Studio Kitchen with Douglas Fir front panel

*available in width 600mm.

Mounting & Installation:

The Dishwasher it is typically delivered per-installed in Frama Studio Kitchen with a cabinet front and handle.

The dishwasher is easy to open and close as kitchen drawers. The client is responsible for all electrical installation & plumbing work.



FRIDGE & FREEZER

Miele Model No. KFN 37232 iD

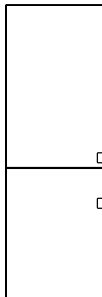
Fresh food capacity: 200 liters
Frozen food capacity: 56 liters
Touch LCD display
Efficiency and durability
Energy Efficiency Class (A +++ -G) A ++
Energy consumption per year in kWh 230
Energy consumption of 24 h in kWh 0.630
Integrated within Frama Studio Kitchen with Douglas Fir front panel

*available as full refrigeration or freezing components

Mounting & Installation:

The fridge & freezer is typically delivered per-installed in Frama Studio Kitchen. Due to the weight of the fridge & freezer, it is possible to be dismantled during delivery by a professional to be installed later on site. The Client is responsible for all electrical installation work.

The piece is easily mounted within wooded frame, but due to cabinetry, orientation of the doors (left or right) is always predetermined with the handle on the right side as shown. For left orientation, please specify when ordering.



COOL DRAWER

Fisher & Paykel No. RB90S64MKIW1

Multi-temperature Drawer
five different food modes including fridge, freezer, pantry, chill and wine
Fresh food capacity: 13 liters
Touch LCD display
Sealed system parts 160 months
Integrated within Frama Studio Kitchen with Douglas Fir front panel

*available as full refrigeration or freezing components

Mounting & Installation:

The cooler is easy to open and close as kitchen drawers. The client is responsible for all electrical installation.





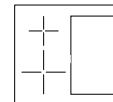
INDUCTION

Ultra-low profile installation 4 induction cooking zones cooktop with boosters.

9 power levels with Simmering function
Automatic pan diameter adjustment
Automatic switch off when overheat/overflow
Protection against accidental start up
Ceramic glass, Bevelled edge
Frontal controls
Controls lock/Child safety

Mounting & Installation:

The Induction burners are available although not our standard, for a low profile installation. The Induction burners come pre - installed under mounted flush with the marble, unless otherwise noted.



GAS BURNER

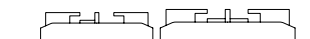
Matte black enameled stainless steel burners under mounted through marble counter top with stainless steel hobs.

1 x wok burner
1 x standard burner
1 x simmer burner
Black enameled s/st pan stands
Warranty 2 years
Integrated atop Frama Studio Kitchen marble counter top

Change of gas:

Gas tank is not supplied by Frama. The appliance may only be fitted or modified for different gas types by a certified fitter. The fitter is responsible for a proper functioning of the appliance, on the location where it is in use.

Repairs to electrical appliances and gas hobs are to be done only by certified professionals. Inexpert executed repairs present danger to the user.



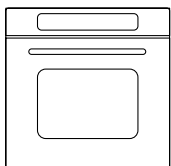
OVEN

Miele No. H 2860 BP

Available in black, white or grey
7-segment display with recessed button -
Minimal pyrolysis cleaning
Large space and flexibility - 76 l oven volume
with 5 rib heights
Protects against burns - cool front
Alternatives are available and can to be specified.

Mounting & Installation:

The oven is typically delivered pre-installed in Frama Studio Kitchen. Due to the weight of the oven, it is possible to be dismantled during delivery by a professional to be installed later on site. The Client is responsible for all electrical installation work.



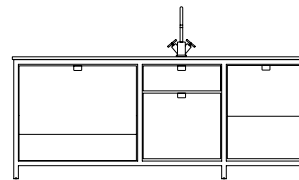
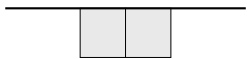
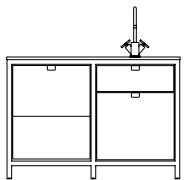
FRAMA STUDIO COLLECTION
EXAMPLES AND APPLICATIONS

The Frama Studio Kitchen can be combined and customized to fit a variety of layouts and needs within both residential and contract use.


TEA KITCHEN SMALL



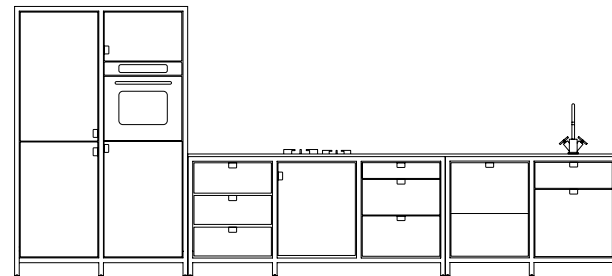
TEA KITCHEN LARGE



COMPACT KITCHEN SMALL



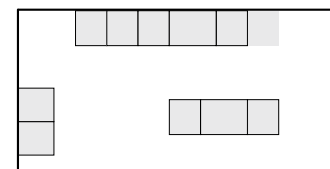
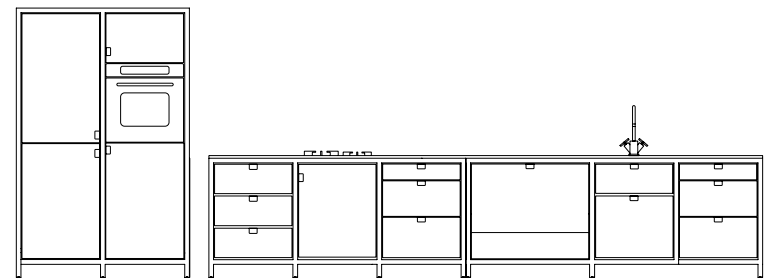
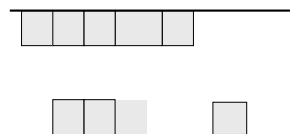
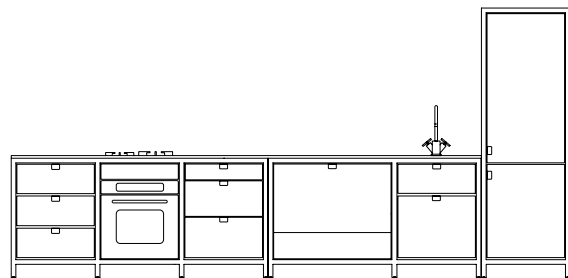
COMPACT KITCHEN LARGE



FULL KITCHEN WITH FREE STANDING ISLAND



FULL KITCHEN
AROUND THE CORNER



FRAMA STUDIO COLLECTION
SELECTED CASE STUDIES







