



Leather Repair  
Company

# The Leather Handbook





# Leather care & restoration

## Over 30 years experience

With over 30 years experience within the leather industry, we're pretty confident no job is beyond our expertise.

## A service you can trust from the leather recycling experts

### Leather cleaning & protection:

It's important that you regularly clean your leather items to prolong their life. We don't use any harsh chemicals, only highly effective, water-based, 100% natural cleaning products.

### Rips & holes in leather:

Tears in leather can be easily repaired with a bit of industry knowledge and expertise. The same repair process can be used on rips in jackets, chairs, sofas or car interiors.

### Leather colouring:

We have a range of colouring options and methods available, even for the more delicate leathers such as Aniline. If you're looking for a colour restoration or a full colour change, get in touch with us today to see how we can help you.





### **What can we repair?**

**We can repair, restore and clean various types of leather including; coated, aniline, pigmented, waxy pull-up, two-tone and antique leather.**

# Our products



Our leather care & repair products are sold around the world every day. We pride ourselves on being the best, and with our network of trusted professionals, we have worked hard to ensure you always have the pinnacle of leather technology at hand.

From leather cleaners, to wood restorers and even stone products, we are sure to have a solution to fix whatever surface issue you may have.





LRC1

## Leather Cleaner

The best and safest way to eliminate leather stains.

Our Leather Cleaner is a fantastic cleaner for all types of leather. With its leather scent and deep cleaning capabilities, even the most stubborn stains won't stand a chance.



LRC2

## Luxury Leather Cleaner

The best & safest way to clean luxury leathers.

Our Luxury Leather Cleaner has been specially developed to give you powerful results. It's the perfect solution for all your luxury leather items.



LRC3

## Alcohol Cleaner

Deep cleaning & preparation of your surface.

Our Alcohol Cleaner is used in the preparation stages of your leather restoration to remove grease, grime, and dirt that, if left, would result in poor adhesion of leather dye.

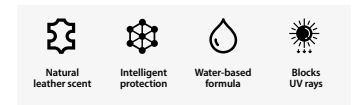
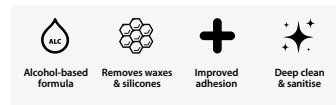
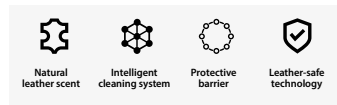


LRC4

## Leather Protection Cream

The World's only intelligent leather protective system.

Our Leather Protection Cream creates a protective barrier to stop grime and dirt build-up, feed, nourish, hydrate and protect your leather for lasting results.





LRC5

### Leather Detailing Spray

The World's first leather detailing spray.

Our Leather Detailing Spray cleans, feeds and nourishes with the help of our stain guard protection system. The perfect product to keep on hand for those big or small clean-ups.



LRC6

### Leather Mousse Cleaner

High foaming action with deep cleaning results.

Our Leather Mousse Cleaner has the power to deal with even the most stubborn stains and dirt. It will help clean, hydrate and leave your leather looking better than ever.

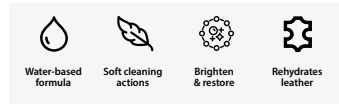


LRC7

### Aniline Leather Cleaner

Deep cleaning & preparation of your surface.

Our Aniline Leather Cleaner is the perfect solution for removing all kinds of grime, dirt and stains, leaving you with a clean and fresh surface.

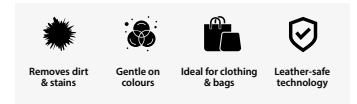


LRC8

### Aniline Mousse Cleaner

High foaming action with deep cleaning results.

Our Aniline Mousse Cleaner has the power to deal with even the most stubborn stains and dirt. It will help clean, hydrate and leave your leather looking better than ever.





LRC9

## Mould Remover

Eliminates mould, tough stains and odours.

Our Mould Remover is a powerful and highly effective way to stop mould growth. With a simple-to-use process, you will revive your leather back to its former glory.



Quick & easy application



Multi-surface mould remover



Fast action



Leather-safe technology



LRC10

## Leather Air Freshener

Long-lasting fresh leather aroma.

Our Leather Air Freshener is easily applied to footwells, sofas and cushions leaving a new, fresh leather smell.



Natural leather scent



Long-lasting aroma



Water-based formula



Leather-safe technology



LRC11

## Convertible Roof Waterproofer

The only hydrophobic coating you need.

Our Convertible Roof Waterproofer is sprayed onto soft tops of cars once cleaned, creating a waterproof barrier and protecting from future threats.



Instant protection



Waterproof properties



Prevents mould growth



LRC12

## Canvas Roof Dye

Easily restore the colour of canvas roof.

No matter how faded your canvas is, our unique formula has been developed to restore and return your canvas back to its former glory.



Quick & easy application



Quick colour enhance



Brighten & restore



Fast action



LRC13

### Aniline Colouring Dye

Restores worn, faded and scratched Aniline.

Our water-based and permanent dyes restore faded, dull, scratched and worn Aniline leathers. This product is best applied with an airbrush for the best results.



LRC14

### Leather Colourant Dye

Self-sealing water-based dye for leather repairs.

Our water-based and NMP-free self-sealing dye is best for pigmented leather and can be either sprayed or sponged for the best results.



LRC15

### Leather Prep

Stage 1 strong surface remover.

Our Leather Prep safely removes the surface coating on pigmented leather and is best used before any restoration or colouring process.



LRC16





### Leather Lacquer Finish





Extremely hard-wearing and scuff-resistant.




Our Leather Lacquer Finish is the perfect solution for sealing and strengthening your surface, especially after you apply a leather colourant.

Available in Gloss, Matt and Satin

-  Water-based formula
-  Strong & durable
-  Scratch resistant
-  Outstanding adhesion

-  Water-based formula
-  Luxury feel
-  Outstanding adhesion
-  Strong & durable

-  Water-based formula
-  Grease & grime remover
-  Removes surface coating
-  Removes waxes & silicones

-  Hard wearing
-  Waterproof properties
-  Luxury feel
-  Blocks UV rays





LRC17

### Suede / Nubuck Protector Spray

Protects suede surfaces from stains & dirt build-up.

Our Suede / Nubuck Protector Spray offers complete protection for your delicate Suede surfaces, preventing stains and dirt from penetrating into the leather fibres, by utilising our advanced barrier technology.



Intelligent protection



Prevents dirt & grime build-up



Waterproof properties



Quick & easy application



LRC18

### Leather Gel Degreaser

Effortlessly removes all grease stains.

Our Gel Degreaser is widely used to remove a multitude of grease stains through its powerful deep-cleaning properties.



Powerful deep clean



Removes waxes & silicones



Grease & grime remover



Leather-safe technology



LRC19

### Leather & Ink Stain Remover

Remove grease, ink and stains effortlessly.

Our Ink & Stain Remover is a solvent-based restorer for your leather surfaces. With a few drops on a cotton bud, we will have your leather looking as good as new.



Water-based formula



Grease, ink & stain remover



Minimal effort



Removes nail polish & paint



LRC20

### Leather Softening Crème

Soaking every fibre to create a soft leather surface.

Our Leather Softening Crème rejuvenates old, wrinkly leather to a soft and supple look and feel. Apply and massage a generous amount for best results.



Softens leather



Brighten & restore



Natural oils



Great for classics



LRC21

## Leather Colour Enhancer

Enhances and brightens colour in worn leather.

The Leather Colour Enhancer will help to restore faded colour on your leather furniture. An effective rejuvenating process.



Suitable for new & old



Quick colour enhancement



Great for scuffs & scratches



Leather-safe technology



LRC22

## Flexi Filler

Versatile flexi filler for cracked, worn and dry areas.

Our Flexi Filler is a smooth paste product that fills in cracks on worn areas. It can be sanded and/or coloured over.



Added flexibility



Repairs cracks



Great for classics



Leather-safe technology



LRC23

## Heavy Filler

Fills cracks, holes and deep scratches in leather.

Our unique repair compound is used to fill in surface abrasions, scuffs and holes in leather, leaving you with a strong repair.



Added flexibility



Shrink, crack & peel resistant



Works with leather colourant



Outstanding adhesion



LRC24

## Fibre Binder

Binds fibres back together on rough leather areas.

Our new and improved Fibre Binder formula soaks into the fibres of leather, transforming it into a stronger base and ready for a colour repair.



New, improved formula



Stronger than ever



Repairs loose fibres



Leather-safe technology



LRC25

### Quick-Dry Filler

Quick-drying, sandable filler for imperfections.

Our Quick-Dry Filler is perfect for all scuffs, scrapes & scratch repairs. Quick and clear drying, it can be sanded, grained, and coloured, creating a smooth repair.



Rapid drying



Extremely flexible



Shrink, crack & peel resistant



Unique repair compound



LRC26

### Leather Glue

The only leather glue you will ever need.

Our water-based glue easily repairs all cuts, holes, rips and splits in all types of leather; leather suites, clothing, shoes and household goods.



Water-based formula



Dries clear



Extremely flexible



Strong & durable



LRC27

### Wood Reviver and Cleaner

Revives and restores all types of wood.

Our natural yet powerful Wood Restorer & Cleaner pierces deep down to feed and nourish wood with its organic oils and essential ingredients.



Works with all wood types



Dirt & grime remover



All natural ingredients



Organic oils



LRC28

### Vinyl Cleaner

A deep cleaning solution for vinyl products.

Our Vinyl Cleaner is an alcohol-based formula which removes stubborn grime and dirt. Its special additives enables vinyl to be kept soft and supple.



Unique special additives



Powerful deep clean



Alcohol-based formula



Leather-safe technology



LRC29

### Hybrid Fabric Cleaner

Quality deep cleaning on fabrics and soft tops.

Our premium Fabric Cleaner, with its natural ingredients, is safe to use on all types of material as it effectively cuts through dirt and grime.



LRC30

### Leather Repair Pen

Touches up those small areas.

Our Leather Repair Pen is the perfect product to touch up piping in leather seats. It is a simple and accurate way to repair minor damage. Colour match is available.



LRC31

### Anti-Bacterial Spray

Helping to keep germs away for good.

Our Anti-Bacterial Spray leaves behind a residual broad-spectrum biocide, helping to fight and prevent germs from growing with its powerful formula.



LRC32





### Interior & Dashboard Cleaner





The best and safest way to eliminate leather stains.

Our Interior & Dashboard Cleaner is a fantastic cleaner for all types of plastic. With its leather scent and deep cleaning capabilities, even the most stubborn stains won't stand a chance.

-   
Dirt & grime remover
-   
Powerful deep clean
-   
All natural ingredients
-   
First-class results

-   
Easy to use
-   
No mess
-   
Perfect for small repairs
-   
Leather-safe technology

-   
Professional grade formula
-   
Stops bacterial growth
-   
Flexible usage
-   
Leather-safe technology

-   
Dirt & stain remover
-   
Clean all plastics
-   
Powerful deep clean
-   
Great for plastic mats



LRC33

### Aniline Protection Spray

Create an invisible barrier to protect your leather.

Our Aniline Protection Spray creates a protective barrier to stop grime and dirt build-up. Follow up with a protection cream to provide even longer-lasting results.



Minimal effort



Intelligent protection



Protective barrier



Leather-safe technology



LRC34

### Handbag Edge Filler

Natural look and flexible repair compound.

Our Handbag Edge Filler is perfect for filling scuffs, abrasions and holes in handbag edges and piping. It gives a natural look and feel.



Extremely flexible



Shrink, crack & peel resistant



Works with leather colourant



Leather-safe technology



LRC35

### Piping Filler

Natural look, rapid drying repair compound.

Our Piping Filler is perfect for filling scuffs, abrasions and holes in piping. It can be sanded, grained and coloured to create the perfect repair.



Rapid drying



Extremely flexible



Shrink, crack & peel resistant



Leather-safe technology



LRC36

### Leather Primer

The best way to ensure leather paint adhesion.

Our Leather Primer is designed to be used on a bare leather surface. Using this product will give the best adhesion before using a leather colourant.



Improved adhesion



Bonding promotion



Solvent-based formula



Works with leather colourant



LRC37

## Vinyl Adhesion Promoter

Give your vinyl a new lease of life.

Our Vinyl Adhesion Promoter gives you the very best adhesion properties before using a colourant. To be sprayed or sponged onto your vinyl surface.



Improved adhesion



Bonding promotion



Solvent-based formula



Works with leather colourant



LRC38

## Leather Protection Spray

The best intelligent leather protective system.

Our Leather Protection Spray creates a protective barrier to stop grime and dirt build-up. Feed, nourish, hydrate and protect your leather for lasting results.



Up to 6 months protection



Intelligent cleaning system



Protective barrier



Leather-safe technology



LRC40

## Luxury Mousse Cleaner

Powerful and safe way to clean your luxury leather.

Our Luxury Mousse Cleaner is a water-based product that tackles stubborn dirt & grime. This luxury foam will have your leather feeling and smelling like new.



Natural leather scent



Water-based formula



Powerful deep clean



Ideal for clothing/bags



LRC41

## Leather Guard

Advanced protection against dirt and grime.

Our Leather Guard is a stain protection system that has been designed to prevent dirt, grime and stains. Once applied, it makes cleaning your leather a breeze.



Water-based formula



Blocks UV rays



Protective barrier



Leather-safe technology



LRC42

## Wood Wax Paste

Prevents moisture and enhances colours.

Our Wood Wax is the perfect partner for your wooden surfaces. Once soaked into the surface, your wood will have enhanced colour and an amazing protective barrier.



Works with all wood types



Waterproof properties



Blocks UV rays



Quick colour enhancement



LRC43

## Boiled Linseed Oil

Deep cleaning & preparation of your surface.

Our Boiled Linseed Oil is completely safe to use on wood (except oak) and stone. It adds a layer of protection whilst naturally enhancing the colour.



Protective barrier



Quick colour enhancement



Waterproof properties



Flexible usage



LRC44

## Dye Stopper

Invisible protection that prevents dye transfer.

Our Dye Stopper is a simple to use spray that leaves a protective shield on your leather items, to stop dye transfer.



Up to 6 months protection



Intelligent protection



Protective barrier



Leather-safe technology



LRC45

## Base Grain Compound

The most effective heat cure base filler.

Our Base Grain Compound is used with a heat iron to create the base for holes in leather. This can also be used on plastic trim.



Added flexibility



Repairs cracks



Great for classics



Leather-safe technology



LRC46

## Grain Copier

The most effective heat cure top filler.

Our Grain Copier is used with a heat iron to create the grain on leather. To be used in conjunction with our Base Grain Compound.



Added flexibility



Repairs cracks



Great for classics



Leather-safe technology



LRC47

## Renew Leather Restorer

Repairing and restoring the colour of your leather.

Our brilliant Leather Restorer is the best on the market. With outstanding properties, it's easy-to-apply, and leaves you with truly great results.



Blocks UV rays



Extremely flexible



Shrink, crack & peel resistant



Outstanding adhesion



LRC48

## Shoe Restorer Cream

Dyes leather like no product ever before.

Our Shoe Restorer Cream rejuvenates the colour of old and new leather. It can even change the colour of leather shoes, boots and old cases.



Suitable for layering



Packed with colour



Suitable for new & old



Leather-safe technology



LRC49

## Alcantara Fabric Cleaner

First-class results every time.

The Alcantara Fabric Cleaner guarantees a first-class result every time, with its special cleaning technology to deep clean, brighten and restore your fabrics.



Professional grade formula



Dirt & stain remover



Powerful deep clean



All natural ingredients





LRC50

## Antique Restorer Cream

Effective on scuffed, cracked and worn leather.

Our Antique Restorer Cream effortlessly restores the colour of old, worn and faded leather, with its natural beeswax ingredient and special blend of colour dyes.



Natural beeswax



Packed with colour



Suitable for new & old



Leather-safe technology



LRC51

## Antique Cream Lacquer

Seals and adds a protective finish.

Our Antique Cream Lacquer is an extremely flexible clear coating that will leave your leather feeling softer, smoother and silky to the touch.



Award-winning



Protective barrier



Water-based formula



Leather-safe technology



LRC52

## Suede & Nubuck Leather Cleaner

Our safest cleaner for Suede and Nubuck leather.

Our Suede & Nubuck Leather Cleaner was designed by leading leather technicians and is a safe, simple, and protective solution to clean stains and grime.



Perfect for Suede & Nubuck



Powerful deep clean



Minimal effort



Leather-safe technology



LRC53

## Leather Juice

Produces a luxurious feel and a beautiful aroma.

Our Leather Juice Spray creates a strong protective barrier for items less than 3 years old, helping to prevent further wear and stains.



Water-based formula



Blocks UV rays



Protective barrier



Leather-safe technology



LRC54

### Fabric Protector Waterproofer

Gives protection to fabrics.

Our Fabric Protector Waterproofer is sprayed onto sneakers, fabrics or carpet once cleaned, creating a waterproof barrier and protecting from future threats.



Instant protection



Water-based formula



Waterproof properties



Fast action



LRC55

### Spew Remover

A deep cleaning solution to remove spew.

Our Spew Remover is a water-based formula which removes leather spew from the surface of the skin that's migrated to the top.



Professional grade formula



Water-based formula



Intelligent protection



Leather-safe technology



LRC56

### Leather Matting Agent

Great for reducing sheen levels in paint.

Our Leather Matting Agent is the perfect solution for matting down a leather colourant when it's too shiny.



Hard wearing



Suitable for new & old



Works with leather colourant



Leather-safe technology



LRC57

### Leather Cross Linker

Extremely hard-wearing and scuff resistant.

Our Leather Cross-Linker is the perfect solution for strengthening your surface especially after you apply a leather colourant.



Hard wearing



Waterproof properties



Blocks UV rays



Leather-safe technology



LRC58

## Raw Hide Dye

Dyes crust leather and natural Aniline leather.

Our Raw Hide Dye is best used on leather like crust leather, natural undyed aniline leather. This product is best applied by sponge.



LRC59

## Raw Hide Base

Raw Hide Base carrier to dye crust leathers.

Our Raw Hide Base is a carrier to add Raw Hide Dye to it, to make a blend to dye crust leathers with natural products.



LRC60

## Soft Touch Finish

Provides a natural soft finish to leather.

Soft Touch Finish is a polishing cream to provide a coating to leather sealing in the finish of raw hide dyes.



LRC61

## Sneaker Cleaner

A deep cleaning solution for leather or vinyl sneakers.

Our Sneaker Cleaner is a water-based solution which removes stubborn grime and dirt. Its special additives keeps sneakers looking better.




Water-based formula

Strong & durable

Scratch resistant

Outstanding adhesion




Water-based formula

Strong & durable

Leather-safe technology

Protective barrier



Water-based formula

Strong & durable

Luxury look & feel

Professional grade formula



Unique special additives

Powerful deep clean

Water-based formula

First-class results



LRC62

## Suede & Nubuck Dye

Dyes Suede & Nubuck type leathers.

Our Suede and Nubuck Dye is used to recolour Suede and Nubuck Leathers or to enhance the existing colour.



LRC63

## Patent Leather Finish

Extremely hard wearing high gloss finish.

Our Patent Leather Lacquer Finish is the perfect solution for giving patent leather items that high gloss sheen.



LRC64

## Two Tone Dye

Gives a two tone affect to pigmented leather.

Our Two Tone Dye is used to give leather a two tone affect or antique look, creating shadowing on leather clothing, or older and modern furniture.




LRC65

## Sneaker Paint

A water-based sneaker paint for art & colouring.

Our Water-based sneaker paint can be spray applied, sponged or even use a paint brush for artwork, drawings and graphics.





LRC66

## Leather Shoe Dye

Used to dye shoes and give different colour affects.

Our unique and permanent shoe dyes restore faded, dull, scratched and worn shoe leathers. This product is best applied with a dauber or painted on for the best results.



Luxury  
look & feel



Outstanding  
adhesion



Strong &  
durable



LRCK1/2

## Steering Wheel & Scuff Repair Kit

Repairs scuffs & grazes on your leather items.

A complete kit for renovation and restoration of all leather steering wheels, jackets, furniture, handbags, car seats and much more.



Clean, prep  
& colour



Easy-to-use



Satin & gloss  
finishes



All-in-one  
kit



LRCK10

## Leather Care Kit

Clean & protect for fresher, longer-lasting leather.

One of our best selling kits offering both of our flagship products in one simple package. Keeping your leather clean and protected has never been easier.



Clean  
& protect



Multi  
award-winning



Intelligent  
protection



Leather-safe  
technology



LRCK7/8

## Ink & Stain Remover Kit

Removes grease, oil, spills, ink and paint with ease.

Our Ink & Stain Remover is one of our most powerful kits. Effortlessly remove stains most people would think are irreversible. With this kit, you will be fully equipped to remove some of the toughest stains.



Powerful stain  
remover



Easy-to-use



Ideal for  
bags/purses



All-in-one  
kit



LRCK 20  
**Leather Protection Kit**

Fresher, longer-lasting leather.

Our Leather Protection Kit puts the power in your hands to clean, protect and restore your leather to good as new.

**This kit is available for Aniline leather and pigmented leather.**



LRCK71  
**Leather Shoe Up-Cycle & Repair Kit**

Restore or change the colour of your leather

Our Repair Kit is an all-in-one DIY professional repair kit to restore your leather shoes and boots with professional results by removing the old sticky, cracked or peeling leather, leaving you with a crisp new feeling leather surface



LRCK19  
**Fabric & Velour Repair Kit**

A complete solution for repairing holes and more.





This kit offers the complete solution for you to repair holes, rips, tears and burns in minutes, making the unsightly repair almost invisible at a fraction of the cost of replacing.



LRCK16  
**Pet Scratch Repair Kit**





Restores damage gifted by your fluffy friend.

The ultimate repair package for when your fluffy friend leaves you an unwanted leather surprise. With our kit, you will have your leather items free from scratches, tears, rips and everything in-between.

-   
Suitable for new & old
-   
Best seller
-   
Hard-wearing
-   
All-in-one kit

-   
Easy-to-use
-   
Hard-wearing
-   
Long-lasting protection
-   
All-in-one kit

-   
Packed with colour
-   
Hard-wearing
-   
Long-lasting protection
-   
All-in-one kit

-   
Repairs scratches
-   
Hard-wearing
-   
Long-lasting protection
-   
All-in-one kit



LRCK17

### Touch Up Dye Repair Kit

The perfect kit for touching up leather damage.

A brilliant starter kit for anyone looking to restore, repair or refresh their leather items. The kit will rejuvenate the lost colour, repair scratches and even allow you to fix problems that require a filler.

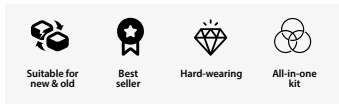



LRCK14

### Handbag Edge Dye Repair Kit

A solution to restoring piping and leather edging.

One of our most popular kits available. With our advanced leather repair technology, our kit has saved our customers thousands in repurchasing costs and allowed even more to repair and restore.



## View our entire range of kits online.

With so many award-winning products in our range, we are certain to have a kit to help you solve your leather problem. To view our full range of kits, please visit us at:

[leatherrepaircompany.com](http://leatherrepaircompany.com)



## **Our commitment to the World**



# 100% recycled

As a leading company in our industry, we are endeavouring to control our carbon footprint and reduce it significantly, setting the standards for the future for others to follow.

As we move forward, we will be introducing even more eco-friendly items to our business. We will be using more FSC-sourced materials, biodegradable branded boxes and all packaging materials will be fully 100% recycled.

We've put in place a specialised holding section to recycle and separate all packaging materials, putting each type of material into its own designated area so they can all be recycled. This is enabling us to reduce packaging materials waste to 10%. Our aim is to reduce this figure even further in the next few years, with our pledge being to reduce this to 0% wastage by 2025.

## What we are aiming to achieve:



Set the standard for eco principles within our industry



Taking full control of our carbon footprint



Introducing even more eco products to our business



All of our packaging will be 100% recycled



We aim to be a 0% waste business by 2025



Share all of our eco knowledge with the industry



“ We are excited for the future as we develop more eco-friendly products and materials for our trade, bringing innovation to our industry ”

# How to clean your leather



### About the Leather Cleaner.

The Leather Cleaner is a very effective solution that penetrates the grain of the leather, removing all dirt and grime. In most cases, leather has a semi-matte finish to it. However when it appears shiny, don't be fooled as the dirt and grime on the leather are predominantly creating the shine, which can cause further damage to your leather surface.

If your leather is extremely dirty, then it's advised to use a Brucle Brush to agitate the dirt and grime, lifting it from deep down into the grain and creating that beautiful, luxurious finish.

You'll almost always be dealing with pigmented leather, especially in automotive interiors and leather furniture, which is why we have demonstrated on the right, exactly how to tackle the dirt in these leathers.

### How to clean your leather:

Lightly vacuum the leather with a soft brush, removing all dirt and residue from the leather. Doing this helps to prevent scratching on the leather during the cleaning process.

If you have a microscope, use this to assess any damage on the leather before starting the cleaning process.

Now, proceed with caution, spraying the leather cleaner directly onto the surface.

Use a Brucle Brush to go deep down within the grain structure to lift all the dirt away.

Wipe all the dirt away with a soft, terry towel for a sparkling, clean finish.



**Always protect your leather**



## About the Protection Cream.

The Leather Protection Cream is suitable for most leathers. Made from natural ingredients and waxes, it provides UV protection. It conditions the leather, forming an invisible barrier that shields against stains, rubbing, spillages, water, sun and heat damage on your leather, helping to prolong its life.

The Protective Cream is especially great for Aniline leather as it's an absorbant material that lets the cream go deep into the fibres, but still works wonders on most leathers. If your leather is brand new, it's best to act and protect it straight away.

Its water-proofing properties are one of the strongest protective solutions to preserve most of your old and new leathers, see our step-by-step guide and start your protection journey today.

## How to protect your leather:

Apply a small amount of Protection Cream to a clean, soft towel and gently massage into the leather in a circular motion and allow it to dry naturally.

Once dry, buff the product to lock in the protective barriers.

Apply two to three coats using the same process.

Please note: this is not suitable for Suede and Nubuck materials.

Further details on protecting your leather can be found on our website, or Leather Repair Company YouTube channel, search for "LeatherRepairUK".



# Help your leather last longer

The built-in natural ingredients and waxes in the Protection Cream conditioner, essentially keep the leather from succumbing to any dryness, as well as adding a layer of protection from other damages. Once applied, it creates an invisible barrier that shields your leather from any further stains.

With regular application, the protection will last for years. Modern leather already has protective properties sealed in, so this will form an extra barrier. Older leather doesn't and is more at risk of drying out. This will need that extra care.

**A little help along the way in the form of conditioning and preserving with our Protection Cream is important for old and modern leather. A good rule of thumb is to apply leather conditioner once a month to keep the leather looking its best and feeling as good as new.**



## World leading protection

Our Leather Guard stands out because of the specifically formulated molecules that improve protective bonding.

The Leather Guard has been meticulously crafted to provide protection for up to three years! This protection mechanism is more long-lasting and durable.

Designed to operate on even the finest leathers, this formula is built to the highest standards. Grease, stains, dye-transfer, drinks, and food spills are all guaranteed to be removed.

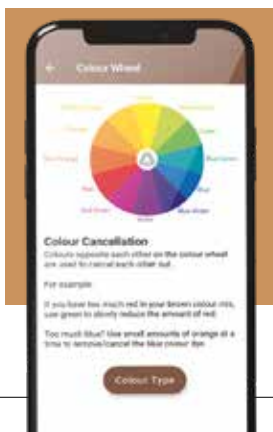
Leather Guard can be used in a variety of industries, including automotive, marine, aviation, apparel, and furniture.



## Colour mixing on the go

We provide our well-regarded virtual colour mixing tool free-of-charge. It enables users to blend colours at any time or place, providing quick formulations. Our cutting-edge technology helps you save time and effort.

All you have to do is download the Android app, iOS app or use the web version on all other devices to access our ever-growing colour database. Enter the colour code from the library you want to mix and simply receive the formula right away.



### To download our app for an android & iOS:

Google Play  
Apple App Store

You can also use our app with a browser by visiting:  
[web.leathertrainingcourse.co.uk](http://web.leathertrainingcourse.co.uk)



# Always prepare for your repair

## About the Leather Prep.

The preparation of the leather is the most crucial part of any successful repair or restoration procedure. Removing grease, grime, waxes, and silicones from the surface is essential and you'll get significantly better results in the end.

## The ideal method for preparing your leather for a repair:

1. Soak a cloth in the Leather Prep and place between the red emery pad
2. Rub the pad over the leather. This will soften it and remove all of the scratches and cracks
3. Use light passes until the manufactured finish has been removed
4. Your leather is now ready to restore

ⓘ *Never allow the red emery pad to dry, this could result in damaged leather*



**Leather Recycling**

Benefiting the environment is at the heart of The Leather Repair Company. We specialise in recycling leather goods and our goal is to recycle rather than replace, thus helping the planet.



# Leather colour restoration

Restore the colour of your leather by following these simple steps:

Shake the bottle well and squeeze the colourant onto a sponge

In circular motions, start applying the colourant to the freshly prepared leather surface

Once the first coating has been applied, thoroughly check the surface to ensure it's completely even

Allow the first coat to dry and then apply the second coat, but this time by dabbing it onto the surface

Make sure the surface is completely dry before dabbing another layer onto the surface for a completely even finish

---

Between coats, check for any dirt particles that may have gotten into the colour when you applied it between applications. These can be easily sanded out with a 320 or 1200 grit sandpaper, but for an even smoother finish, use both.

## Spray gun application.

Applying colour just got more fun with our cutting-edge spray gun.

1. Simply spray the colourant at least 12 inches away from the surface
2. Ensure that all of the leather is covered, spraying in an even, overlapping motion
3. Allow to dry, fully, between coats

Enjoy your fully restored leather.

## Tip.

Don't apply too many colour coats or you'll end up with a plastic-like finish. Make sure your colour is completely dry between layers. This helps to prevent colour build-up as well as colour runs. If there are any runs, dab them with a sponge to smooth out the colourant.

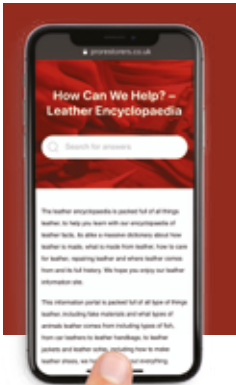


# Online leather encyclopedia

We've worked hard to put together the best resource possible to help you understand and learn more about leather.

In our online encyclopedia, we have hundreds of pages dedicated to leather.

You will gain further knowledge about the different types, the history, and the future of leather.



**This may be used on any device, including a PC, laptop, or even a smartphone.**

Visit [www.prorestorers.co.uk](http://www.prorestorers.co.uk) and discover the world of leather.



# Seal your colour in with lacquer finish



## About the Lacquer Finish.

The Lacquer Finish is the final step in the process and it's applied in the same way as the colourant for a showroom-quality finish.

## Tip.

If you desire a satin look, evenly mix the matt and gloss lacquer, and then apply as normal. If any foam does form whilst applying the Lacquer Finish, use a hairdryer at a low speed to carefully remove the foaming. To preserve your leather from future damage, stains and natural causes, we strongly suggest you use our Leather Protection Cream right after the restoration process.

## Follow these simple instructions:

Dip some Lacquer Finish solution onto a sponge

Dab onto the surface, being careful not to create a foam when applying. Spray across in an even, overlapping motion if you're using a spray gun

Allow to dry and then apply another coat following the same process

Once the second coat is dry, lightly sand it down with 1200 grit paper. Up the grit paper to 3000 to enhance the results

Wipe away any dust or residue and be left with a smooth finish



## Leather in classic cars

# Open days

Discover more about leather at our open days with our club meet-ups. At The Leather Repair Company, we invite car groups down to pick up the skills they need to master leather care. Our HQ is fully heated with complete CCTV access to make sure all our member are comfortable at all times.

## What to expect on the day?



Lunch provided



Live demonstrations



Hands-on interaction from club members



Useful talks on all things leather



Check out members cars and offer guidance and advice

Our secure facilities are based in the heart of Hull, Yorkshire, The City of Culture. Not in Hull or the surrounding area? No problem; our club meets are held all across the country.

## We also have distribution centres in:



France



Norway



Belgium



Holland



Finland



USA



Israel



India



Canada



Puerto Rico



A photograph of a brown leather tufted armchair with a grey cushion, set in a room with brick walls and a wooden floor. A potted plant and a small table are visible in the background. The text "Leather furniture" is overlaid in the center of the image.

## Leather furniture

## Common types of restoration work we do:



Cat scratches



Food stains



Colour loss



Drink spills



General wear & tear

Using our many years of experience, our team of experts are ready to carry out the most awkward damages to your leather furniture.

We also assist in helping to prevent damages to your furniture. Cleaning and protecting your leather sofa is sometimes enough to keep stubborn stains, grease, and natural damage at bay. Not only will our cleaning service leave your leather furniture in pristine condition, but we'll also provide you with tips on how to prolong its life.

The repairs will either be carried out at one of our many workshops or if you're

in the local area, we can carry out a mobile repair, depending on the repair that needs to be undertaken.

All of our products come with clear instructions to help you finish the task at hand. In addition to these, we have a superb You Tube channel with a wealth of useful information. You'll find many "How To..." videos for various types of repairs.

If you want to repair your damaged furniture instead, we have a selection of professional-grade products that will make any DIY leather repair a breeze.

Common DIY products for leather repairs:



# Leather jackets



**Leather jacket preservation is a major aspect of what we do. It's important to keep your leather jacket clean and protected, when you do this it will greatly improve its life-span. Your leather jackets, historic leather products, and vintage leather jackets can all be preserved by us.**

### **What to avoid?**

Avoid dry cleaning your leather jackets, this causes them to dry out and necessitates a costly repair service for a full restoration and softening process.

### **Leave it to the professionals.**

Our professionals offer a comprehensive leather jacket repair service, as well as expert cleaning and nourishment of all leather jackets to bring them back to life and maintain their fresh, new look.

### **Our services include:**



Stain removal



Rips and tear repairs



Colour & full jacket renovations



### **It's all about trust.**

The products we use are exclusive to the Leather Repair Company and are used extensively by specialists around the world for all their leather jacket repairs, so you can be confident that your jacket is in safe hands.

For more information on our service or for an estimation, give us a call on **01482 606 864**. Please note, the estimates we provide are absolutely free of charge. After the estimate, we'll then follow up with a repair sheet and address labels.

## Leather shoes

**We love our leather shoes and want them to last for as long as possible. However, if they are not properly cleaned or cared for, they might get ragged around the edges over time. Grass stains, food stains, scuffs, and scratches that have appeared over time can also quickly detract from an otherwise attractive appearance.**

### **What to avoid?**

If you're thinking of having your shoes dry cleaned to help remove odour, think again. Dry cleaning leather causes the leather to dry out, necessitating a pricey repair procedure for a complete restoration and softening process.

The good news is that leather shoes can be repaired, mended, and cleaned in a variety of ways and still look great.

### **We have the tools and the knowledge.**

We believe in classic British craftsmanship. We treat your shoes as if they were our own and we only use traditional methods to replicate how your shoes were produced originally.

Leather preservation is a major part of our business. Keeping your leather shoes clean and protected will significantly improve their lifespan. We can maintain your leather shoes, vintage leather products, and historic leather products.

The products we use are exclusive to the Leather Repair Company and are widely recognised and used by specialists all over the World, keeping everyone's leather shoes in the best condition.



### **Save time and money.**

Your leather shoes can be cleaned, repaired and restored by us.

Get an estimation today. Estimates are completely free-of-charge.

Just give us a call on **01482 606 864**. We will then follow up and send you a repair sheet and address labels.

# Training courses

## Education is at the heart of the Leather Repair Company.

We provide a well-balanced selection of repair courses, all of which will provide you with valuable new skills and information so you're all set to perform leather repairs on your own. From beginners to professionals, we have a training course that's right for you.

Our training courses range from a single day, up to a 5-day training course.

Please see our website for latest courses and prices.



## We have training facilities across the globe.

Our courses will teach you a full range of skills to give you the confidence to carry out repairs all by yourself.



United Kingdom



Europe



USA



## Our eLearning courses include:

For those who can't make the distance, or are a bit tight for time, we also offer online, eLearning courses. These can be completed at a time that is suited to you, in the comfort of your own home.



UK's #1 flexible eLearning course



Different levels of training courses



Practical assignment to complete within the course

**All our trainees are provided with sufficient information to enable them to start repair jobs as soon as they walk out of the door.**

We have set dates available throughout the year for our training courses. Get in touch with us to see if we have any dates available for you. We can sometimes cater for specific dates if we're made aware well in advance.

# Why learn with us?

**With over 30 years of experience within the leather industry, we have a wealth of knowledge that will benefit every one of our candidates.**

Winners of the Theo Paphitis #SBSAward.

Featured in Pay Per View training course videos for Bauer Media.

Product reviews in Auto Express magazine.

Featured in various official car magazines.

Appearances on Regional TV & Radio.

You Tube stars personally recommending our products.



## What you'll find at our training centre:



A huge 5,000 sqft facilities



Custom-built spraying booth



And more!

## Are there nearby hotels?

Various hotels and guest houses are located nearby, so you will always find a suitable place to stay, along with an array of different cultured restaurants, eat-outs and evening entertainment

## How to get to us?

Based in Hull, East Yorkshire, we are conveniently located within walking distance from the Hull Transport Hub (Bus & Train station) which has excellent links to Leeds, Manchester, The North, and London.

**Please note, that we also offer live training classes via Zoom and if you've attended any one of our courses in person or via Zoom, you'll receive ongoing support.**

For anyone looking to start their journey today or for further information, call us on **01482 606864**



**We also make sure your time with us is comfortable and secure. This includes:**



Full disabled access



A canteen



Ample parking



Reception area for enquiries



Digital area to help enhance training



# Shoe training

## Why take up training?

Leather is a widely used product in the automotive, furniture, and fashion industries and has grown in popularity considerably over the last 4 decades.

Leather is a very durable material, but accidents can happen, and general wear and tear can take its toll on the leather if it's not cared for correctly.

Understanding how to handle stains, damage, and general wear and tear can be a daunting task if you haven't been trained.

You can look around the internet, but this has a great deal of misleading information on it. Getting the correct training with industry experts is essential and a service we can provide for you.

## Want to know more about our courses? Get in touch with our team.

Call on: 01482 606864

Email us at: [help@leatherrepaircompany.com](mailto:help@leatherrepaircompany.com)







## The Training Course

With our course, you will learn all the skills you require to start offering this new service. You will leave us very confident with your new skill levels, knowing you can achieve the desired results to carry out leather shoes upper repairs.

You won't know everything and you'll be far from an expert, but having the knowledge and the backup of Leather Repair Company and the help groups means you're never alone even when out on a job.

Shoes are far different to other types of leathers, the majority of hand made shoes are made from calf skins.

Knowing how to colour shoes is important as they are not just painted like most think they are.

Courses are all held at our head office in Hull, East Yorkshire.

Courses are limited to a maximum of 6 people at a time.

## Day 1

Introduction to the leather industry slide show and video tutorials

Leather identification – getting to know your leather types

Understanding leather cleaning and stain removal

Using the colour app

Getting to know our products

The Basics To Colour mixing by eye and how to do this

How to prepare leather for restoration and colouring

How to store correctly

## Day 2

Types of repairs to be carried out

How to repair scuffs and scrapes

How to restore the colour on the leather

Techniques to restore the colour on shoes

How to create two tone affects

How to use an airbrush or spray gun including care and cleaning

Run through all products again

Pricing help and marketing

# Our award-winning goods are now available to distributors around the globe.

Everyone will benefit from our products because almost everyone will own something that is made from leather. Leather is everywhere, and may be found in shoes, coats, handbags, luggage, sofas, furniture, cars, and much more.

We are proud of our award-winning products and excited for them to be showcased worldwide, so everyone can enjoy the secrets of taking care of their leather the proper way.

Products can be sold on a variety of platforms, including Amazon, Ebay, online & retail stores, or even as an add-on to a service you already offer.

Give prospective customers their first opportunity to get their hands on our award-winning goods and ultimately prolong the life of their leather. The market gaps are ready to be filled and peoples leather goods too!

**Give us a call today to find out more on 01482 606 864.**



## Discover us on YouTube.

YouTube is the most popular video platform on the planet, and we're thrilled to share with you our very own channel where we discuss all things Leather and more.

Access hundreds of useful, insightful, and instructive videos on our Youtube channel to help you understand leather and how to take the best care of it, as well as how to conduct various types of repairs.

Our videos take you on your own leather journey and perhaps you'll become a professional in your own right! We also have product information videos, so you know exactly what you're getting from us.

Find us by searching for **LeatherRepairUK** in Google or YouTube.





## **Leather Repair Company**

### **Contact us today**

Unit 22, Argyle Street Factory Estate, Hull,  
East Yorkshire, HU3 1HD  
Tel: +44 (0) 1482 606864  
Email: [help@leatherrepaircompany.com](mailto:help@leatherrepaircompany.com)

**[Leatherrepaircompany.com](http://Leatherrepaircompany.com)**