



The Whale

Whale You Be Mine?

Contents

Your Genvie journey begins today...

[1. Getting Started](#)

[2. Charging Guide](#)

[3. Using the Whale](#)

[4. Cleaning, Storage & Safety](#)

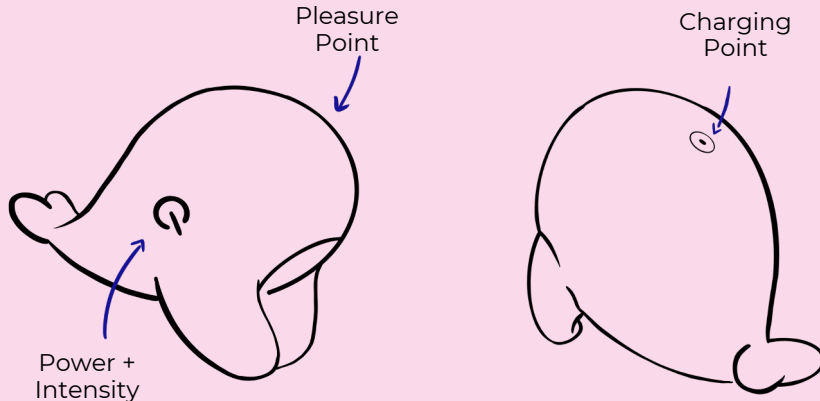
[5. Trouble Shooting](#)

[6. Warranty & Return](#)

[7. Product Specifications / Disclaimer](#)

Getting Started

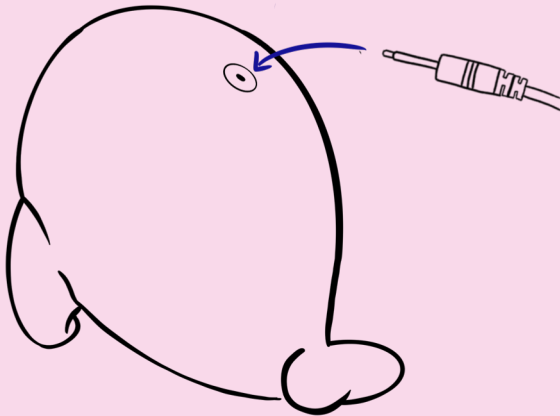
Congratulations on acquiring the Whale. Before getting more closely acquainted with it, please take a moment to look through this product guide.



- Before first use, charge your Whale for ~1 hour. For more details on charging, refer to [Charging Guide](#).
- Once charged, hold the 'Power' button for 3 seconds to activate.
- Press the power button to adjust between 10 vibration speeds.
- Press and hold the 'Power' button to turn off your Whale.

Charging Guide

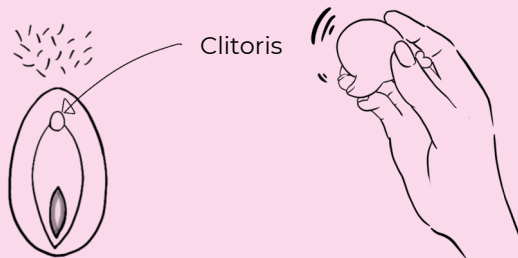
- Ensure that the charging port is dry before charging
- Insert the DC plug into the DC port at the base of your Whale.
- Insert the USB port into any USB power adaptor.
- The LED light on the interface of your Whale will pulse to indicate it is charging.
- When it is fully charged (after ~1 hour), the LED will emit a steady glow. Please disconnect charger once fully charged. Avoid charging your Whale for a prolonged period of time.



Using The Whale

The Whale has been specially designed with a round surface area that snugly fits in your hands, giving you a relaxing time after a long day. Listen and embrace the rhythms of your body as you soak in some self-indulgent pleasure.

1. Hold your Whale between your fingers. Position it in your hands comfortably.



2. Start by gently touching yourself and locating your clitoris.
3. Turn on your Whale, then place buzzing part of your Whale gently on to your clitoris.
4. Adjust the pressure to fit as you deem fit.
5. Experiment with the different vibration speeds and pulses by pressing the power button.
6. Take control of your pleasure journey 😊.

Cleaning, Storage & Safety

Your Whale will offer years of enjoyment with proper maintenance and care. Here are some tips to prolong the life span of your pleasure buddy:

1. Avoid using your Whale with hand creams and silicone-based lubricants it may harm the texture of the silicone.
2. Always clean your Whale after every use, using soap and water, then allow to dry. Not to worry as the Whale is fully waterproof, making cleaning really simple.
3. Never use cleansers containing alcohol, petrol or acetone. And do not boil, bake, microwave, or clean the Whale in the dishwasher.
4. Store your Whale in your discreet Genvie pouch to avoid the accumulation of dirt and harmful particles on the Whale's surface.
5. Avoid leaving your Whale in direct sunlight and never expose it to extreme heat or cold.



Troubleshooting

No LED light pulse when charging?

- Battery may be fully charged.
- Battery may be drained and will take a few minutes to respond.
- Charger may not be properly connected. Check all charging connections:
 - (i) USB connection;
 - (ii) Ensure the charging plug is **fully inserted** into The Whale's DC port.

Not activated when the “Power” button is pressed?

- Battery may be completely drained. Recharge your Whale.
- Your Whale interface may be locked. Hold down the power button for at least 10 seconds.

If you experience any other problems with your Whale or if you have any questions regarding its operation, please contact us via hello@wearegenvie.com.



Warranty & Return

All products come with a 180-Day Limited Warranty and 14-Day Return when purchased directly from www.wearegenvie.com

180-DAY WARRANTY

Genvie warrants this pleasure device for a period of 180 DAYS, from the date of original purchase, against defects due to faulty workmanship or materials. The warranty covers working parts that affect the function of the pleasure object. It does NOT cover any defects caused by fair wear and tear or damage caused by accident, misuse or neglect. Any attempt to open or take apart the pleasure object (or its accessories) will void the warranty. If you discover a defect and notify Genvie during the warranty period, Genvie will, at its discretion, replace the pleasure object free of charge. To submit a warranty claim on the product, please write into hello@wearegenvie.com.



14-DAY RETURN

All products have undergone high standards of quality control in testing every single product before sale. Nonetheless, we accept all returns for a period of 14 DAYS, from the date of original purchase. To be eligible for the return, the product's hygiene seal must not be opened or tampered with and the product must be in its original packaging kit (including the pouch and kraft box).

For more details on the warranty & return process, please refer to our policy here: www.wearegenvie.com/pages/warranty-and-return-policy.

Product Specifications

Materials = Silica gel + ABS
Size = 60 * 35 * 45 MM
Charging = ~1 hr at 3.7V, 1 - 2A
User Time = 1 hr
Interface = 1 button, 10 speeds

Disclaimer

Disclaimer: Users of this product do so at their own risk. Neither Genvie nor its retailers assume any responsibility or liability for the use of this product. Changes or Modifications not expressly approved by the manufacturer could void the user's authority to operate the equipment.

Model may be changed for improvements without notice.

© 2023 GENVIE. ALL RIGHTS RESERVED.
CURATED BY GENVIE SINGAPORE
MANUFACTURED FOR GENVIE IN CHINA
WEBSITE: WWW.WEAREGENVIE.COM
SUPPORT: HELLO@WEAREGENVIE.COM