

CAROLINA DREAM

PRODUCT CHAIN OF CUSTODY REPORT

*Product Batch
Info at a Glance:*



CULTIVAR

Planted:

Harvested:

Tested:

[Click Here for Certificate of Analysis](#)



PROCESSOR

Biomass Received:

Processed:

Completed & Stored:

[Click Here for Certificate of Analysis](#)



PRODUCT MANUFACTURED

Distillate Received:

Manufactured:

Packaged:

[Click Here for Certificate of Analysis](#)

TRANSPARENCY, FROM SEED TO RECEIPT

  @thecarolinadream | www.carolinadream.com

Prepared for:

SmartNutrients
PO Box 355
Westcliffe, CO 8125

CBD-Shucked/Mill

Batch ID or Lot Number: 008	Test: Potency	Reported: 08Aug2022	USDA License: N/A
Matrix: Plant	Test ID: T000216857	Started: 05Aug2022	Sampler ID: N/A
	Method(s): TM14 (HPLC-DAD)	Received: 04Aug2022	Status: N/A

Cannabinoids	LOD (%)	LOQ (%)	Result (%)	Result (mg/g)	Notes
Cannabichromene (CBC)	0.018	0.061	1.120	11.20	
Cannabichromenic Acid (CBCA)	0.017	0.056	0.270	2.70	
Cannabidiol (CBD)	0.055	0.162	9.450	94.50	
Cannabidiolic Acid (CBDA)	0.057	0.166	2.730	27.30	
Cannabidivarin (CBDV)	0.013	0.038	0.020	0.20	
Cannabidivarinic Acid (CBDVA)	0.024	0.069	ND	ND	
Cannabigerol (CBG)	0.010	0.035	0.210	2.10	
Cannabigerolic Acid (CBGA)	0.043	0.145	0.090	0.90	
Cannabinol (CBN)	0.013	0.045	0.060	0.60	
Cannabinolic Acid (CBNA)	0.029	0.099	ND	ND	
Delta 8-Tetrahydrocannabinol (Delta 8-THC)	0.051	0.173	ND	ND	
Delta 9-Tetrahydrocannabinol (Delta 9-THC)	0.046	0.157	0.290	2.90	
Delta 9-Tetrahydrocannabinolic Acid (THCA-A)	0.041	0.139	ND	ND	
Tetrahydrocannabivarin (THCV)	0.009	0.032	ND	ND	
Tetrahydrocannabivarinic Acid (THCVA)	0.036	0.123	ND	ND	
Total Cannabinoids			14.240	142.40	
Total Potential THC			0.290	2.90	
Total Potential CBD			11.844	118.44	

Final Approval

Samantha Smith
Sam Smith
08Aug2022
04:28:00 PM MDT

Daniel Weidensaul
Daniel Weidensaul
08Aug2022
04:32:00 PM MDT



PREPARED BY / DATE

APPROVED BY / DATE

<https://results.botanacor.com/api/v1/coas/uuid/d9a08b55-711c-412f-a0ef-107089ac0cf4>

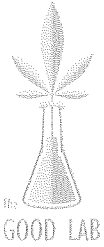
Definitions

% = % (w/w) = Percent (weight of analyte / weight of product). ND = None Detected (defined by dynamic range of the method).
Total Potential Delta 9-THC or CBD is calculated to take into account the loss of a carboxyl group during decarboxylation step, using the following formulas: Total Potential Delta 9-THC = Delta 9-THC + (Delta 9-THCa *(0.877)) and Total CBD = CBD + (CBDA *(0.877)).

Testing results are based solely upon the sample submitted to Botanacor Laboratories, LLC, in the condition it was received. Botanacor Laboratories, LLC warrants that all analytical work is conducted professionally in accordance with all applicable standard laboratory practices using validated methods. Data was generated using an unbroken chain of comparison to NIST traceable Reference Standards and Certified Reference Materials. This report may not be reproduced, except in full, without the written approval of Botanacor Laboratories, LLC. ISO/IEC 17025:2017 Accredited by A2LA.



Cert #4328 02
d9a08b55711c412fa0ef107089ac0cf4.2



The Good Lab

Pesticide Analysis

2501 W. Colorado Ave. #200 Colorado Springs, Colorado 80904
 (720) 245-8323
 GoodLabColorado@gmail.com
 www.GoodLabColorado.com

Customer ID	869	Customer Name	Crystallized		
Sample ID	2100749	Sample Name	Hemp		
Sample Type	Biomass	Date Received	7/1/2021	Date Completed	7/14/2021

Analyte	ug/g	Analyte	ug/g	Analyte	ug/g
Avermectin B1a	ND	Dimethomorph	ND	Oxamyl	ND
Acephate	ND	Propfos	ND	Paclobutrazol	ND
Acetamiprid	ND	Etofenprox	ND	Pentachloronitrobenzene	ND
Aldicarb	ND	Etoazole	ND	Permethrin*	ND
Axoxystrobin	ND	Fenhexamid	ND	Imidan Phosmet	ND
Bifenazate	ND	Fenoxycarb	ND	Piperonyl Butoxide	ND
Bifenthrin	ND	Fenpyroximate	ND	Propiconazole	ND
Boscalid	ND	Fipronil	Not Tested	Propuxor	ND
Captan	ND	Flonicamid	ND	Pyrethrin*	ND
Carbaryl	ND	Fludioxonil	ND	Pyridaben	ND
Carbofuran	ND	Hexythiazox	ND	Spinetoram	ND
Chlorantraniliprole	ND	Imazilil	ND	Spinosad*	ND
Chlordane	ND	Imidacloprid	ND	Spiromefesin	ND
Chlorpyrifos	ND	Kresoxim Methyl	ND	Spirotetramat	ND
Clofentazine	ND	Malathion	ND	Spiroxamine	ND
Coumaphos	ND	Metaxyl	ND	Tebuconazole	ND
Baythroid (Cyfluthrin)*	Not Tested	Methiocarb	ND	Thiacloprid	ND
Cypermethrin*	Not Tested	Methomyl	ND	Thiamethoxam	ND
Dichlorvos	ND	Mevinphos	ND	Trifloxystrobin	ND
Diazinon	ND	MGK 264	ND		
Dimethoate	ND	Myclobutanil	ND		

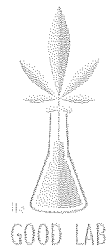
FINAL APPROVAL

Analysis: Gregory P. Duran, Lab Owner		Quality Control: M. Teri Robnett, Lab Manager	
--	--	--	--

ND - Not Detected above Reporting Limit TR - Trace *Total of Isomers Required in Colorado

Thank you for choosing **The Good Lab** for your analytical needs. This report outlines the results of your product analysis. If you have any further questions regarding your product, feel free to contact us for a consultation at (720) 245-8323 or goodlabcolorado@gmail.com.

This report and all information herein shall not be changed in any way or reproduced, except in its entirety, without the expressed consent of The Good Lab. This information is provided as a service and makes no claims of efficacy, safety or compliance of this product. Results are applicable **only** for the sample tested and for the specific test conducted. Due to many factors outside The Good Lab's control, results may vary; therefore, we adhere to the cannabis analytical laboratory standard of error of +/- 5%. Cannabinoid content variations may be due to natural variations in the plant and/or inaccurate sampling practices. This report is for informational purposes only and should not be used to diagnose, treat or prevent any medical symptoms or conditions. The statements and results herein have not been approved or endorsed by the FDA. Results are applicable only for the sample supplied to The Good Lab.



The Good Lab



Metals Analysis

2501 W. Colorado Ave. #204
Colorado Springs, Colorado 80904
(720) 245-8323
GoodLabColorado@gmail.com
www.GoodLabColorado.com

Customer ID	869	Customer Name	Crystallized		
Sample ID	2100749	Sample Name	Hemp		
Sample Type	Biomass	Date Received	7/1/2021	Date Completed	7/8/2021

Metal	Reporting Limits (ppm)	Parts per Million (ppm)
Arsenic	0.100	0.181
Cadmium	0.100	ND
Lead	0.100	0.305
Mercury	0.100	ND

<p>LOQ = Limit of Quantitation TR = Trace ND = None Detected</p>	<p>Arsenic, Cadmium, Lead and Mercury were determined by an Inductive Coupled Plasma Mass Spectrometer (ICPMS).</p>
--	---

FINAL APPROVAL	
<p>Analysis: Gregory P. Duran, Lab Owner</p> 	<p>Quality Control: M. Teri Robnett, Lab Manager</p> 

Thank you for choosing **The Good Lab** for your analytical needs. This report outlines the results of your product analysis. If you have any further questions regarding your product, feel free to contact us for a consultation at (720) 245-8323 or goodlabcolorado@gmail.com.

This report and all information herein shall not be changed in any way or reproduced, except in its entirety, without the expressed consent of The Good Lab. This information is provided as a service and makes no claims of efficacy, safety or compliance of this product. Results are applicable **only** for the sample tested and for the specific test conducted. Due to many factors outside The Good Lab's control, results may vary; therefore, we adhere to the cannabis analytical laboratory standard of error of +/- 5%. Cannabinoid content variations may be due to natural variations in the plant and/or inaccurate sampling practices. This report is for informational purposes only and should not be used to diagnose, treat or prevent any medical symptoms or conditions. The statements and results herein have not been approved or endorsed by the FDA. Results are applicable only for the sample supplied to The Good Lab. ISO/IEC

Prepared for:
Hau Processing
2200 E 76th Ave Unit 300
Denver, CO USA 80229


CBD Broad Spectrum Distillate


Batch ID or Lot Number: 0600087	Test: Potency	Reported: 13Jan2023	USDA License: N/A
Matrix: Concentrate	Test ID: T000232670	Started: 12Jan2023	Sampler ID: N/A
	Method(s): TM14 (HPLC-DAD)	Received: 11Jan2023	Status: N/A

Cannabinoids

	LOD (%)	LOQ (%)	Result (%)	Result (mg/g)	Notes
Cannabichromene (CBC)	0.047	0.168	ND	ND	
Cannabichromenic Acid (CBCA)	0.043	0.153	ND	ND	
Cannabidiol (CBD)	0.173	0.431	90.400	904.00	
Cannabidiolic Acid (CBDA)	0.177	0.442	ND	ND	
Cannabidivarin (CBDV)	0.041	0.102	1.200	12.00	
Cannabidivarinic Acid (CBDVA)	0.074	0.184	ND	ND	
Cannabigerol (CBG)	0.026	0.095	4.120	41.20	
Cannabigerolic Acid (CBGA)	0.111	0.398	ND	ND	
Cannabinol (CBN)	0.035	0.124	<LOQ	<LOQ	
Cannabinolic Acid (CBNA)	0.076	0.271	ND	ND	
Delta 8-Tetrahydrocannabinol (Delta 8-THC)	0.132	0.474	ND	ND	
Delta 9-Tetrahydrocannabinol (Delta 9-THC)	0.120	0.431	ND	ND	
Delta 9-Tetrahydrocannabinolic Acid (THCA-A)	0.106	0.381	ND	ND	
Tetrahydrocannabivarin (THCV)	0.024	0.087	<LOQ	<LOQ	
Tetrahydrocannabivarinic Acid (THCVA)	0.094	0.336	ND	ND	
Total Cannabinoids			95.720	957.20	
Total Potential THC			ND	ND	
Total Potential CBD			90.400	904.00	

Final Approval


Sam Smith
13Jan2023
01:01:00 PM MST
PREPARED BY / DATE


Karen Winternheimer
13Jan2023
01:08:00 PM MST
APPROVED BY / DATE



<https://results.botanacor.com/api/v1/coas/uuid/90dd6ccf-e8a7-4ac4-979e-5f44c101a1e7>

Definitions
% = % (w/w) = Percent (weight of analyte / weight of product). ND = None Detected (defined by dynamic range of the method).
Total Potential Delta 9-THC or CBD is calculated to take into account the loss of a carboxyl group during decarboxylation step, using the following formulas: Total Potential Delta 9-THC = Delta 9-THC + (Delta 9-THCa *(0.877)) and Total CBD = CBD + (CBDA *(0.877)).

Testing results are based solely upon the sample submitted to SC Laboratories, Inc., in the condition it was received. SC Laboratories, Inc., warrants that all analytical work is conducted professionally in accordance with all applicable standard laboratory practices using validated methods. Data was generated using an unbroken chain of comparison to NIST traceable Reference Standards and Certified Reference Materials. This report may not be reproduced, except in full, without the written approval of SC Laboratories, Inc. ISO/IEC 17025:2017 Accredited by A2LA.



Cert. #4329.02
90dd6ccfe8a74ac4979e5f44c101a1e7.1


Prepared for:
Hau Processing
2200 E 76th Ave Unit 300
Denver, CO USA 80229


CBD Broad Spectrum Distillate

Batch ID or Lot Number: 0600087	Test: Residual Solvents	Reported: 16Jan2023	USDA License: N/A
Matrix: Concentrate	Test ID: T000232673	Started: 13Jan2023	Sampler ID: N/A
	Method(s): TM04 (GC-MS): Residual Solvents	Received: 11Jan2023	Status: Active

Residual Solvents	Dynamic Range (ppm)	Result (ppm)	Notes
Propane	104 - 2083	ND	
Butanes (Isobutane, n-Butane)	209 - 4186	ND	
Methanol	63 - 1267	ND	
Pentane	106 - 2110	ND	
Ethanol	108 - 2166	ND	
Acetone	105 - 2093	ND	
Isopropyl Alcohol	111 - 2219	ND	
Hexane	6 - 130	ND	
Ethyl Acetate	107 - 2131	ND	
Benzene	0.2 - 4.1	ND	
Heptanes	107 - 2134	ND	
Toluene	20 - 396	ND	
Xylenes (m,p,o-Xylenes)	147 - 2936	ND	

Final Approval


PREPARED BY / DATE
Sam Smith
16Jan2023
11:49:00 AM MST


APPROVED BY / DATE
Karen Winternheimer
16Jan2023
11:52:00 AM MST



<https://results.botanacor.com/api/v1/coas/uuid/b860620c-f709-415c-9e9a-689b05642878>

Definitions
ND = None Detected (defined by dynamic range of the method)
Dynamic Range = Limit of Quantitation (LOQ) through Upper Limit of Method Range

Testing results are based solely upon the sample submitted to SC Laboratories, Inc., in the condition it was received. SC Laboratories, Inc., warrants that all analytical work is conducted professionally in accordance with all applicable standard laboratory practices using validated methods. Data was generated using an unbroken chain of comparison to NIST traceable Reference Standards and Certified Reference Materials. This report may not be reproduced, except in full, without the written approval of SC Laboratories, Inc. ISO/IEC 17025:2017 Accredited by A2LA.



Cert #4329.02
b860620cf709415c9e9a689b05642878.1


Prepared for:
Hau Processing
2200 E 76th Ave Unit 300
Denver, CO USA 80229


CBD Broad Spectrum Distillate

Batch ID or Lot Number: 0600087	Test: Heavy Metals	Reported: 16Jan2023	USDA License: NA
Matrix: Concentrate	Test ID: T000232672	Started: 13Jan2023	Sampler ID: NA
	Method(s): TM19 (ICP-MS): Heavy Metals	Received: 11Jan2023	Status: NA

Heavy Metals	Dynamic Range (ppm)	Result (ppm)	Notes
Arsenic	0.04 - 4.50	ND	
Cadmium	0.05 - 4.60	ND	
Mercury	0.05 - 4.56	ND	
Lead	0.04 - 4.37	ND	

Final Approval


PREPARED BY / DATE
Sam Smith
16Jan2023
12:31:00 PM MST


APPROVED BY / DATE
Karen Winternheimer
16Jan2023
12:34:00 PM MST



<https://results.botanacor.com/api/v1/coas/uuid/f7d7abff-d107-4922-a57a-7dc6befcfd6>

Definitions
ND = None Detected (defined by dynamic range of the method)
Dynamic Range = Limit of Quantitation (LOQ) through Upper Limit of Method Range

Testing results are based solely upon the sample submitted to SC Laboratories, Inc., in the condition it was received. SC Laboratories, Inc., warrants that all analytical work is conducted professionally in accordance with all applicable standard laboratory practices using validated methods. Data was generated using an unbroken chain of comparison to NIST traceable Reference Standards and Certified Reference Materials. This report may not be reproduced, except in full, without the written approval of SC Laboratories, Inc. ISO/IEC 17025:2017 Accredited by A2LA.



Cert. #4329.02
f7d7abff-d1074922a57a7dc6befcfd6.1

Prepared for:
Hau Processing
2200 E 76th Ave Unit 300
Denver, CO USA 80229

CBD Broad Spectrum Distillate

Batch ID or Lot Number: 0600087	Test: Pesticides	Reported: 13Jan2023	USDA License: NA
Matrix: Concentrate	Test ID: T000232671	Started: 12Jan2023	Sampler ID: NA
	Method(s): TM17 (LC-QQ LC MS/MS)	Received: 11Jan2023	Status: NA

Pesticides	Dynamic Range (ppb)	Result (ppb)	Pesticides	Dynamic Range (ppb)	Result (ppb)
Abamectin	287 - 2757	ND	Malathion	278 - 2693	ND
Acephate	42 - 2767	ND	Metalaxyl	45 - 2738	ND
Acetamiprid	41 - 2763	ND	Methiocarb	40 - 2736	ND
Azoxystrobin	41 - 2733	ND	Methomyl	38 - 2770	ND
Bifenazate	41 - 2737	ND	MGK 264 1	178 - 1610	ND
Boscalid	42 - 2801	ND	MGK 264 2	123 - 1152	ND
Carbaryl	38 - 2746	ND	Myclobutanil	35 - 2750	ND
Carbofuran	40 - 2721	ND	Naled	45 - 2715	ND
Chlorantraniliprole	37 - 2705	ND	Oxamyl	40 - 2751	ND
Chlorpyrifos	37 - 2780	ND	Paclbutrazol	44 - 2718	ND
Clofentezine	268 - 2721	ND	Permethrin	292 - 2794	ND
Diazinon	275 - 2756	ND	Phosmet	43 - 2737	ND
Dichlorvos	265 - 2778	ND	Prophos	264 - 2718	ND
Dimethoate	39 - 2751	ND	Propoxur	41 - 2723	ND
E-Fenpyroximate	285 - 2784	ND	Pyridaben	285 - 2782	ND
Etofenprox	41 - 2782	ND	Spinosad A	34 - 2219	ND
Etoxazole	285 - 2761	ND	Spinosad D	48 - 500	ND
Fenoxycarb	41 - 2744	ND	Spiromesifen	268 - 2797	ND
Fipronil	43 - 2788	ND	Spirotetramat	283 - 2743	ND
Flonicamid	48 - 2799	ND	Spiroxamine 1	15 - 1173	ND
Fludioxonil	265 - 2757	ND	Spiroxamine 2	17 - 1560	ND
Hexythiazox	48 - 2801	ND	Tebuconazole	275 - 2701	ND
Imazalil	266 - 2735	ND	Thiacloprid	40 - 2765	ND
Imidacloprid	43 - 2766	ND	Thiamethoxam	43 - 2782	ND
Kresoxim-methyl	23 - 2764	ND	Trifloxystrobin	40 - 2742	ND

Final Approval



Karen Winternheimer
13Jan2023
09:34:00 AM MST

PREPARED BY / DATE



Sam Smith
13Jan2023
09:37:00 AM MST

APPROVED BY / DATE



<https://results.botanacor.com/api/v1/coas/uuid/0de1c855-9299-4db4-aa79-f3f3de883d63>

Definitions

ND = None Detected (defined by dynamic range of the method)
Dynamic Range = Limit of Quantitation (LOQ) through Upper Limit of Method Range
ppb = Parts Per Billion

Testing results are based solely upon the sample submitted to SC Laboratories, Inc., in the condition it was received. SC Laboratories, Inc., warrants that all analytical work is conducted professionally in accordance with all applicable standard laboratory practices using validated methods. Data was generated using an unbroken chain of comparison to NIST traceable Reference Standards and Certified Reference Materials. This report may not be reproduced, except in full, without the written approval of SC Laboratories, Inc. ISO/IEC 17025:2017 Accredited by A2LA.




Cert #4329.02
0de1c85592994db4aa79f3f3de883d63.1

Carolina Dream
 8465 Chisolm Plantation Rd.
 Edisto Island, SC 29438
 cody@carolinadream.com
 843-532-2016

Sample: 07-17-2023-35854
 Sample Received: 07/17/2023;
 Report Created: 07/18/2023; Expires: 07/17/2024

CP52-25mg Mango
 Ingestible, Soft Chew



0.039 %
 Total THC

0.039 %
 Δ-9 THC

27.200 mg/unit
 Total Cannabinoids

24.048 mg/unit
 Total CBD

Cannabinoids

Complete

(Testing Method: HPLC, CON-P-3000)
 Date Tested: 07/17/2023

Analyte	LOD	LOQ	Mass	Mass	Mass	
	mg/unit	mg/unit	mg/unit	mg/g	%	
Δ-8-Tetrahydrocannabinol (Δ-8 THC)	0.525	0.791	ND	ND	ND	
Δ-9-Tetrahydrocannabinol (Δ-9 THC)	0.525	0.791	2.134	0.394	0.039	<div style="width: 39%;"></div>
Δ-9-Tetrahydrocannabinolic Acid (THCA-A)	0.525	0.791	ND	ND	ND	
Δ-9-Tetrahydrocannabinophorol (Δ-9-THCP)	0.525	0.791	ND	ND	ND	
Δ-9-Tetrahydrocannabivarin (Δ-9-THCV)	0.525	0.791	ND	ND	ND	
Δ-9-Tetrahydrocannabivarinic Acid (Δ-9-THCVA)	0.525	0.791	ND	ND	ND	
R-Δ-10-Tetrahydrocannabinol (R-Δ-10-THC)	0.525	0.791	ND	ND	ND	
S-Δ-10-Tetrahydrocannabinol (S-Δ-10-THC)	0.525	0.791	ND	ND	ND	
9R-Hexahydrocannabinol (9R-HHC)	0.525	0.791	ND	ND	ND	
9S-Hexahydrocannabinol (9S-HHC)	0.525	0.791	ND	ND	ND	
Tetrahydrocannabinol Acetate (THCO)	0.525	0.791	ND	ND	ND	
Cannabidivarin (CBDV)	0.525	0.791	ND	ND	ND	
Cannabidivarinic Acid (CBDVA)	0.525	0.791	ND	ND	ND	
Cannabidiol (CBD)	0.525	0.791	24.048	4.441	0.444	<div style="width: 44%;"></div>
Cannabidiolic Acid (CBDA)	0.525	0.791	ND	ND	ND	
Cannabigerol (CBG)	0.525	0.791	1.018	0.188	0.019	<div style="width: 19%;"></div>
Cannabigerolic Acid (CBGA)	0.525	0.791	ND	ND	ND	
Cannabinol (CBN)	0.525	0.791	<LOQ	<LOQ	<LOQ	<div style="width: 0%;"></div>
Cannabinolic Acid (CBNA)	0.525	0.791	ND	ND	ND	
Cannabichromene (CBC)	0.233	0.791	<LOQ	<LOQ	<LOQ	<div style="width: 0%;"></div>
Cannabichromenic Acid (CBCA)	0.525	0.791	ND	ND	ND	
Total			27.200	5.023	0.502	

Total THC = THCa * 0.877 + Δ9-THC; Total CBD = CBDA * 0.877 + CBD; LOQ = Limit of Quantitation; ND = Not Detected.

Total THC Measurement of Uncertainty: ± 0.050%
 Total CBD Measurement of Uncertainty: ± 2.000%
 THCO potency analysis does not designate quantitative specificity of Δ-8-THCO and Δ-9-THCO isomers

Unit Size: 5.415 g Unit: 1 Gummy



New Bloom Labs
 6121 Heritage Park Drive, A500
 Chattanooga, TN 37416
 (844) 837-8223
 TN DEA#: RN0563975
 ANAB Testing Laboratory (AT-2868): ISO/IEC
 17025:2017

Natalie Siracusa
 Natalie Siracusa
 Laboratory Director

Powered by
 reLIMS
 info@relims.com