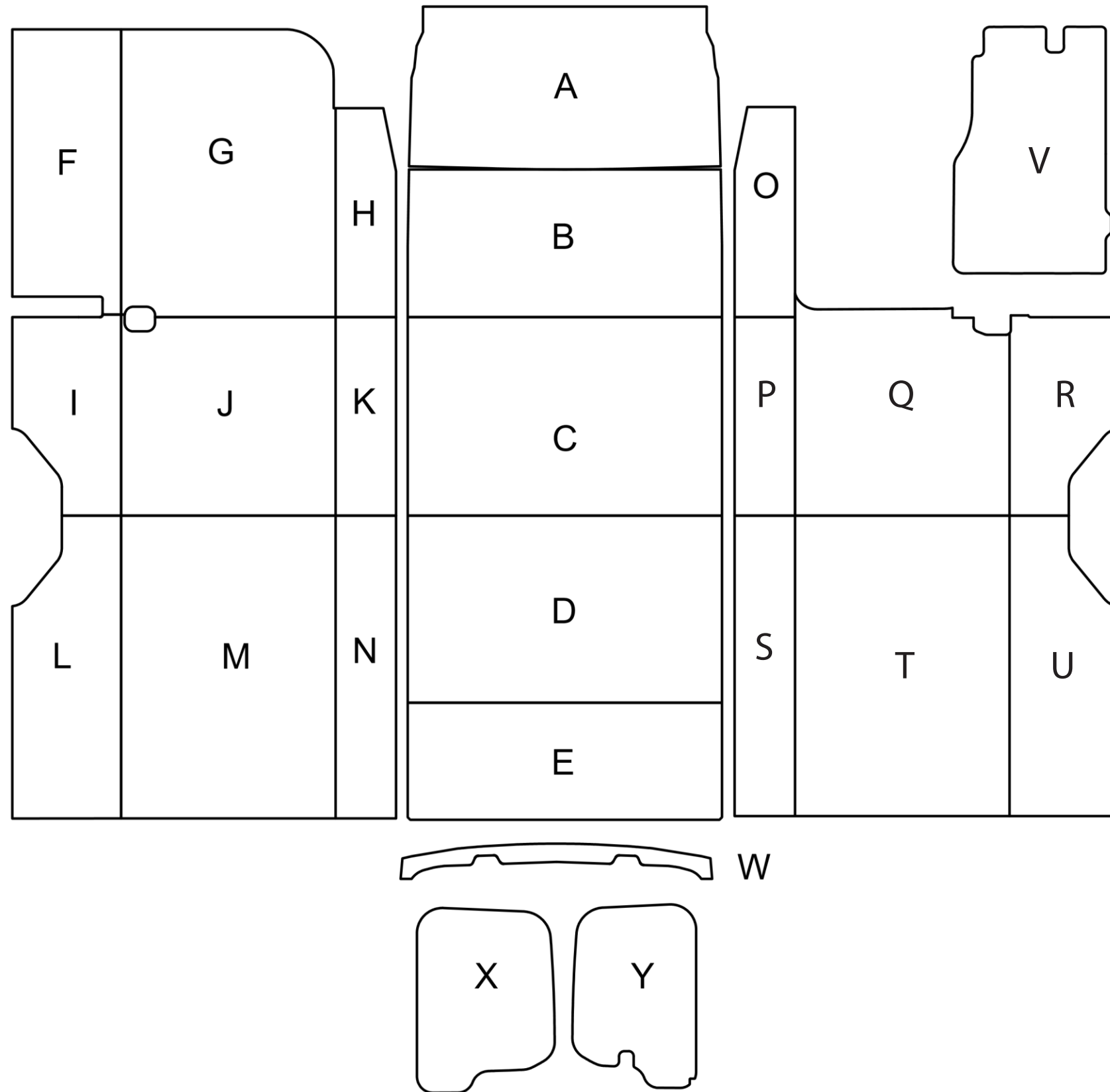


# DIY VAN PANEL KIT 148" EL

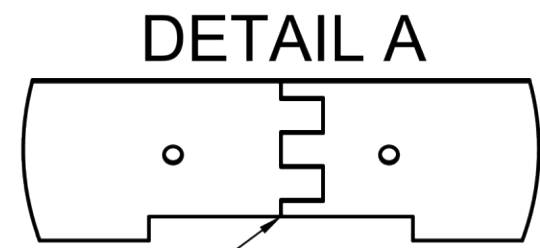
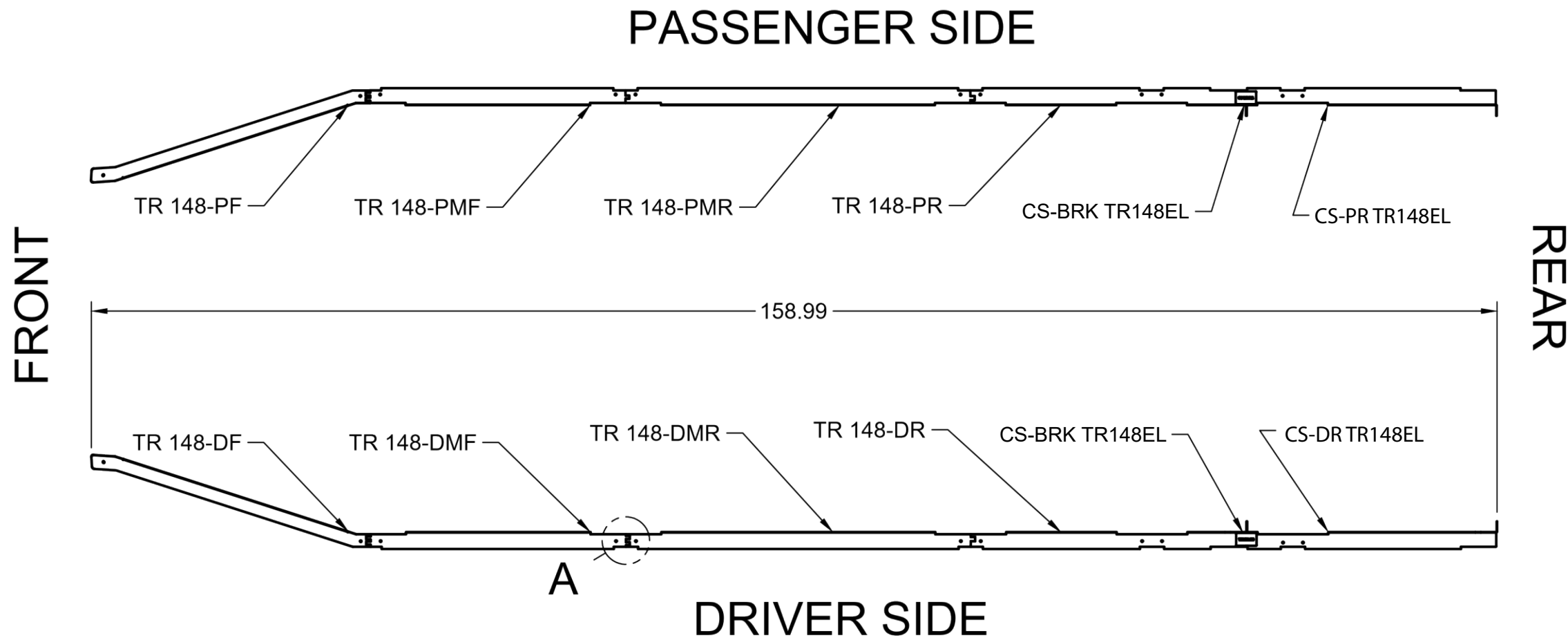


## PARTS AND HARDWARE LIST

PART	SKU	QTY	✓
A – CEILING FRONT PANEL	-	1	
B – CEILING FRONT MIDDLE PANEL	-	1	
C – CEILING MIDDLE PANEL	-	1	
D – CEILING REAR MIDDLE PANEL	-	1	
E – CEILING REAR PANEL	-	1	
F – DRIVER FRONT LOWER PANEL	-	1	
G – DRIVER FRONT MIDDLE PANEL	-	1	
H – DRIVER FRONT UPPER PANEL	-	1	
I – DRIVER CENTER LOWER PANEL	-	1	
J – DRIVER CENTER MIDDLE PANEL	-	1	
K – DRIVER CENTER UPPER PANEL	-	1	
L – DRIVER REAR LOWER PANEL	-	1	
M – DRIVER REAR MIDDLE PANEL	-	1	
N – DRIVER REAR UPPER PANEL	-	1	
O – SLIDER DOOR UPPER TRIM	-	1	
P – PASSENGER CENTER UPPER PANEL	-	1	
Q – PASSENGER CENTER MIDDLE PANEL	-	1	
R – PASSENGER CENTER LOWER PANEL	-	1	
S – PASSENGER REAR UPPER PANEL	-	1	
T – PASSENGER REAR MIDDLE PANEL	-	1	
U – PASSENGER REAR LOWER PANEL	-	1	
V – SLIDER DOOR PANEL	-	1	
W – D-COLUMN UPPER TRIM	-	1	
X – REAR DOOR DRIVER WINDOW PANEL	-	1	
Y – REAR DOOR PASSENGER WINDOW PANEL	-	1	

# STRUCTURAL ASSEMBLY PANELS 148" EL

PARTS AND HARDWARE LIST			
PART	SKU	QTY	✓
TR 148 PF	-	1	
TR 148 DF	-	1	
TR 148 PMF	-	1	
TR 148 DMF	-	1	
TR 148 PMR	-	1	
TR 148 DMR	-	1	
TR 148 PR	-	1	
TR 148 DR	-	1	
CS-PR TR148EL	-	1	
CS-DR TR148EL	-	1	
CS-BRK TR148EL	-	2	



2 LOCATING TABS ON DRIVER SIDE PARTS  
1 TAB ON PASSENGER SIDE PARTS

**NOTE:** LABELED FACE ORIENTS DOWNWARDS  
TOWARDS CABIN INTERIOR

P=PASSENGER, D=DRIVER  
F=FRONT, M=MIDDLE, R=REAR