

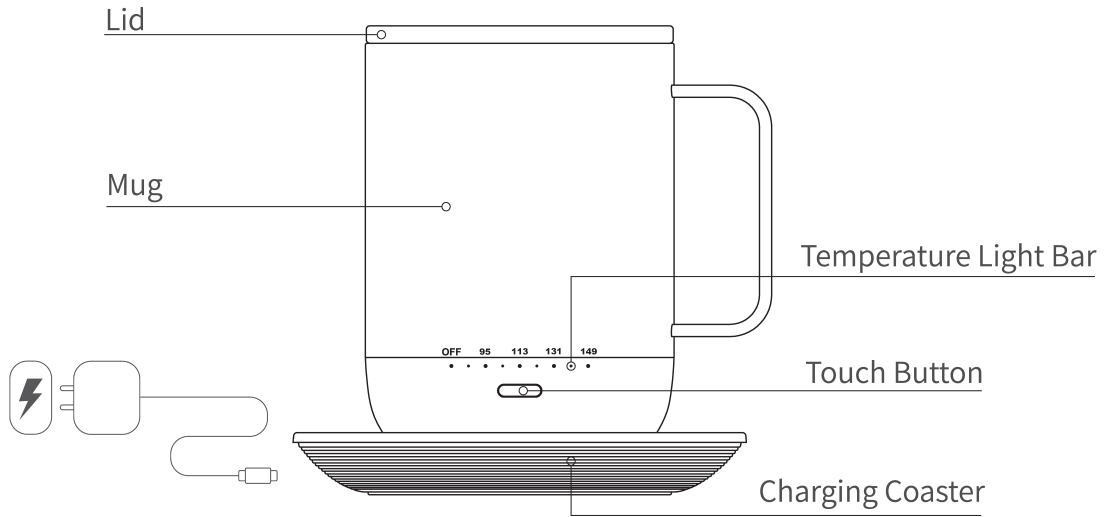
smrtmugg[®] PRO

User Guide



Please read the manual carefully before use

Know Your Mug



Parameter

Name: smrtmugg
Model: smrtmugg 14 oz
Color: Black/White
Size: 3.5" x 4.6" x 4.9"
Capacity: 14 oz
Liner Material: 304 Stainless Steel
Waterproof Level: IPX7
Built-in Battery:2500mAh

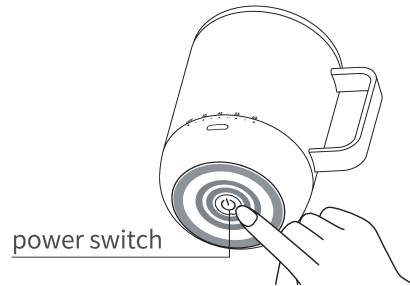
Packing list

SmrtMugg	X 1
BPA Free Lid	X 1
Charging Coaster	X 1
Power Adapter	X 1
User Guide	X 1

Instructions

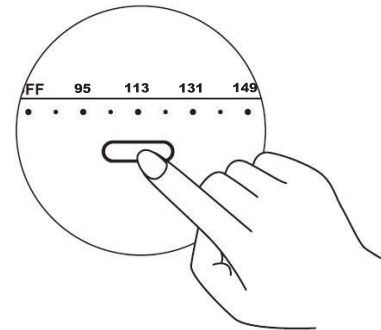
Power on/Power off

Take a long press on the switch button for 3 seconds to turn on or turn off.



Temperature Setting

1. Manual Control: click the touch button to set your desired temperature (temperature range from 86°F-149°F/ 30°C-65°C)
2. To turn off the heating function: switch the Temperature Control to "OFF", the mug will stop heating.
3. Temperature Light Bar Information: While the SmrtMugg is heating the light will flash. When the desired temperature is reached, the light will stop flashing and stay on.



Battery Life

The SmrtMugg battery will last all day if you keep it on the charging cradle. Please keep in mind that battery life will vary, depending upon many factors such as initial temperature at pour, cover on or off, cover open or closed, speed of consumption, and temperature setting.

The SmrtMugg is designed to hit an approximate battery life of 4 hours at 131°F with the cover on, and an initial coffee temperature of greater than 131°F. Pouring in a cold liquid and having the SmrtMugg heat it to desired temperature will greatly reduce battery life. Higher temperature settings will result in shorter battery life, and lower temperature settings will result in a longer battery life.

Real-Time Temperature Detection

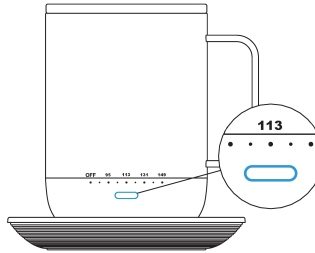
The touch button will display different colors to indicate the real-time temperature when you pick up the mug.

→Temperature Range

 Blue: $\leq 95^{\circ}\text{F}$ (35°C)

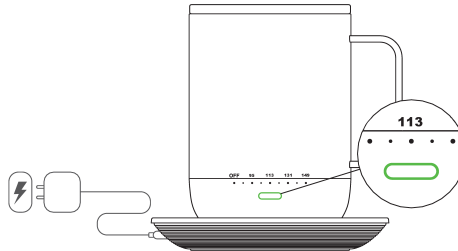
 Orange: $97\text{-}122^{\circ}\text{F}$
($36\text{-}50^{\circ}\text{C}$)

 Red: $\geq 122^{\circ}\text{F}$ (50°C)



Charge

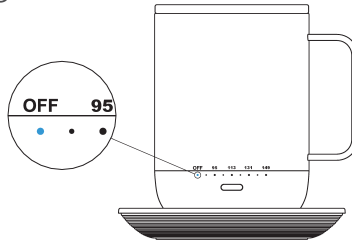
1. The touch button displays a flashing green light while charging. Once charging is complete and the battery is full, it will display a solid green light.
2. The touch button will begin to flash red when the battery has less than 10% remaining.



Auto Sleep

The mug will automatically switch to off position and stop heating when there is no water in the mug.

The mug will be automatically awakened and return to the previous temperature target to restart heating after adding water.



Warning

- *Do not put the SmrtMug in the microwave, dishwasher, refrigerator, or freezer.
- *NEVER touch the inside bottom of the SmrtMug while it is on and heating. The inside bottom of the mug is directly above the heating element and gets extremely hot while heating. Touching this area of the mug is dangerous and could result in a burn.
- *Do not bump or drop the mug. Doing so may damage the internal sensor of the mug, which will affect the accuracy of the temperature sensor of the mug.
- *The SmrtMug has a waterproof rating of IPX7. This is suitable for handwashing in the sink with a soft-bristled brush and dish soap, but do not leave it submerged in a sink of water.
- *Always dry the SmrtMug before putting it on the charging base.
- *Please be careful while using a metal spoon to not scratch the coating on the inner wall of the mug.
- *Use extreme caution while using the SmrtMug. Contents may be hot and may be a danger, especially around children. The SmrtMug is limited to a maximum heating temperature of 149°F for safety.
- *Please keep out of reach of children while the mug is filled with hot liquid.
- *Do not fill the mug too full as this may lead to a spill and possible burn caused by hot contents.
- *Do not use bleach, steel balls, or other corrosive acid-based solvents to clean the mug. We recommend dish soap.
- *Be careful while opening the lid, as steam may escape upon opening. Always exercise caution while using the SmrtMug.

Warranty Policy

The SmrtMugg has a 1 year manufacturer warranty.

If you have any questions or concerns, you can reach out to our customer service email which is: customerservice@smrtmugg.com. When sending us an email, please include any relevant information, as well as pictures, proof of purchase (receipt), and date of purchase.

*Please note we will not warranty any failure or damage caused by disassembly, modification, repair without authorization, failure or damage caused by incorrect use, user damage, damage from drops, corrosion or product failure caused by extensive water submersion, warranty period being exceeded, or product being purchased from an unauthorized dealer. Items not covered by the warranty include cosmetic damage, consumables (such as batteries), battery degradation due to improper use or improper charging, accidental damage, charging without the original charger, or normal wear and tear of the product.



www.smrtmugg.com

Visit our Website

www.smrtmugg.com

Leave us a review on our website, keep a look out for new product launches, read our blog, and learn more about your smrtmugg.

Leave us a like on facebook at www.facebook.com/smrtmugg

smrtmugg