



# MROCK<sup>105</sup>


Wireless Mini Soundbar



USER MANUAL



# BUTTONS



① "M" and "\*" :

**Change Mode :** Bluetooth, FM, USB, TF, AUX

Change RGB light mode.

② "+" : Volume Up / Next Track

③ "-" : Volume Down / Previous Track

④ "▶||" : Play / Pause, Answer / Hang Up Phone Call, TWS

# FUNCTIONS

## Bluetooth connection

When turning on the bluetooth speaker, it will be in bluetooth mode at first. Opening your bluetooth device and searching for "Mobilla MRock 105" to connect . Once this speaker is paired to your device, it will connect to your device automatically next time if you do not delete the bluetooth memory on your device

## Music Play


- Insert USB drive or micro SD card with MP3 files to enjoy music
- Using the 3.5mm audio cable to connect your phone with the speaker to play music
- Short press "+" to play the next song.Short press "-" to play the previous song
- Long press "+" to increase the volume. Long press "-" to reduce the volume

## Radio Mode

Insert the charging cable or aux cable into the slot to act as an external antenna to enhance the signal. Press the "M" button to enter the FM mode. Long press the "▶||" button to search channels automatically. After the searching is completed, press +/- to switch the radio.

## TWS function

Turn on two speakers at the same time. When they are in bluetooth mode, long press any speakers' "▶||" button. Wait for the speakers to connect. Final connect with your bluetooth device.



# FUNCTIONS

## RGB light

This speaker has ten light mode, Long press "\*" button to change the light mode. The lights turn off when the \* key is pressed for the eleventh time.

## Charging

Type-C charging cable


- When speaker charging ,the red light on; Lights will be off when it's fully charged.
- Repeat charging and discharging will lead to the decline of battery life, which is a normal phenomenon for all possible rechargeable batteries.

## Calling

Click the "▶||" button to answer/hang up the phone call, Long press the "▶||" button to reject the phone call.

## Notice:

1. Use the product for its intended purpose only;
2. Pls store and use this product at room temperature;
3. Do not expose this product to rain or wet conditions;
4. Do not drop, to avoid the fall of the product damage;
5. Do not disassemble and repair the product by yourself;
6. The product built-in lithium battery, do not casually discard  
or  
put in the fire, so as not to cause danger!



**THANK YOU**  
For Choosing Mobilla

**MROCK<sup>105</sup>**  
Wireless Mini Soundbar

