




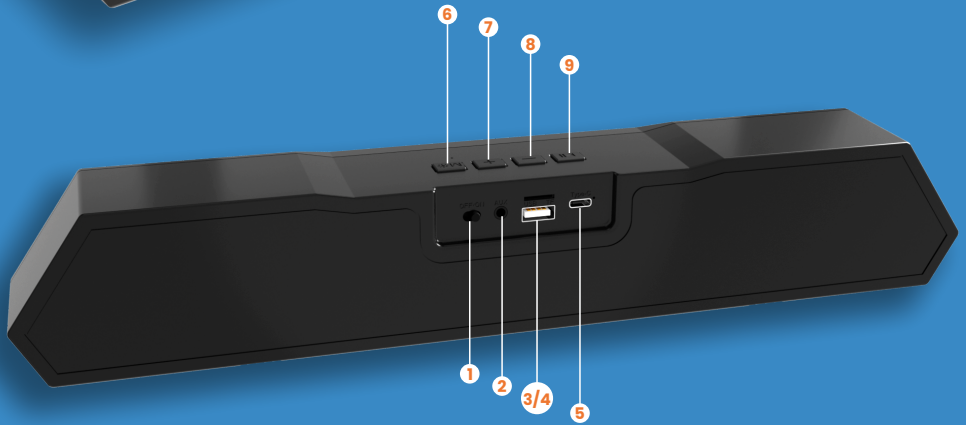
# MROCK<sub>104</sub>

Wireless Mini Soundbar



USER MANUAL






## BUTTONS

1. ON / OFF
2. AUX
3. TF Slot
4. USB Slot
5. DC Input
6. /M
7. +
8. ---
9. Pause / Play


# FUNCTIONS

When you turn on the Mobilla MRock 104 Speaker, you will first be in Bluetooth Mode. To connect, turn on your mobile device's Bluetooth, search for "Mobilla MRock 104," and select connect. In the future, the speaker will automatically connect to the last mobile device it was connected to if it is within effective distance range.

- **Power Switch** : Turn On/Off your speaker.
- **Audio Input** : Use the audio cable to play music directly from your laptop, phone or other device with 3.5mm audio cable.
- **Micro SD (TF)** : Play music directly from your Micro SD card. Micro SD playback begins automatically when Micro SD card is inserted.
- **USB Input** : Play music directly from a USB device.
- **DC 5V Input** : Use the Type C charging cable to charge your Mobilla MRock 104 Speaker. Connect to a USB adaptor or your laptop.
- **MODE Change Key** : Short press the "☀M" key to change the Bluetooth/FM mode.
- **Vol+/Next Song** : Short press "+" to play next song, Long press "+" for volume up.




- **Vol-/Previous Song** : Short press "-" to play previous song, Long press "-" for volume down.
- **Play/Pause** : Short press "▷||" to play/stop playing music.
- **Hands-free device** : Click the "▷||" button to answer/hang up the call under Bluetooth Mode. Long press the "▷||" button to reject the call.
- **TWS Function** : To pair and unpair with another speaker using the TWS function Press the "▷||" button on one unit for around 3 seconds until a short tone is heard, with both speakers turned on.
- **FM Operation** : Short press the "M" key to change FM station. In order to achieve a more clear effect, please insert the Type C charging cable on the speaker and press the "▷||" button for 2 seconds to do an automatic radio station search.



## Troubleshooting :

- Some terminal music players are without automatic switching play function. In this case, a 'pop' noise may be heard between songs.
- If you cannot connect the speaker to your mobile device. Try removing the Speaker pairing name from your mobile device's saved before and re-connect as instructed above.
- The sound performance may also be affected when there is a weak connection between the mobile device and the speaker. To improve connection, bring the mobile device closer to the speaker or remove any obstacles between the two devices.
- The sound performance may also be affected if the battery power level is low on the Speaker. Please make sure the speaker is fully charged to improve this issue.




### Note:

- Charge the speaker fully before first use.
- The charging time depends on the existing charged levels of the battery and the specifications of the USB adaptor.
- During the charging period, the charging indicator turns off automatically when the battery is fully charged.
- The speaker's usage time depends on charge in the battery, mode, volume level, etc.
- When the speaker is turn on but no device to connect it, it will be turn off automatically 5 minutes later.

### Parameters:

- **BT Version:** 5.0
- **Material:** ABS + Metal
- **Output power:** 8W\*2
- **Input power:** DC 5V/500mA
- **Battery Li-ion:** 1200mAh
- **Charging time:** 2-3 hours
- **Working time:** 3-4 hours (depending on volume and music)
- **Frequency Response:** 100HZ-20KHZ
- **Function:** Bluetooth / FM radio/ TF Card / USB / AUX / Hands-free/TWS



**THANK YOU**  
For Choosing Mobilla

**MROCK<sup>104</sup>**  
Wireless Mini Soundbar

