

# NEW MODELS 2024

mc  
*Collections*

marie's corner











Caroline chair - Volcano/29



Caroline chair - Volcano/29









Tennessee round - Orlan/58



Tennessee round - Orlan/58









Baxter sofa bed opened - Meridien/01



Baxter sofa bed closed - Meridien/01





Minnesota chair - Meridien/01 & piping Ross/79



Minnesota chair - Meridien/01 & piping Ross/79





Urbana 130 armchair - Ash/01






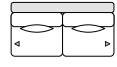
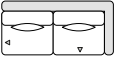
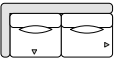

Utah armchair - Chalk/23










TENNESSEE





TENNESSEE			Height		Cushions		Fabric	
Model	Width	Depth	Height	Seats	Arms	Seat	Back	Consum.
	<b>Tennessee 1 (no arm)</b>							
	100	105	85	48		1	1+1*	7
	<b>Tennessee 1 RF</b>							
	120	105	85	48	59	1	1+1*	8,5
	<b>Tennessee 1 LF</b>							
	120	105	85	48	59	1	1+1*	8,5
	<b>Tennessee Long RF</b>							
	120	180	85	48	59	1	1+1*	12
	<b>Tennessee Long LF</b>							
	120	180	85	48	59	1	1+1*	12
	<b>Tennessee 2 (no arm)</b>							
	200	105	85	48		2	2+2*	11
	<b>Tennessee 2 RF</b>							
	220	105	85	48	59	2	2+2*	12,5
	<b>Tennessee 2 LF</b>							
	220	105	85	48	59	2	2+2*	12,5
	<b>Tennessee 2 (2 arms)</b>							
	240	105	85	48	59	2	2+2*	14

\*Lower-back support

TENNESSEE			Height		Cushions		Fabric	
Model	Width	Depth	Height	Seats	Arms	Seat	Back	Consum.
	<b>Tennessee Table</b>							
	60	105	40					2,4
	<b>Tennessee Corner</b>							
	105	105	85	48		1	2+1*	10,5
	<b>Tennessee 90°</b>							
	145	105	85	48		1	2+2*	10,5
	<b>Tennessee 60°</b>							
	138	105	85	48		1	1+1*	8,5
	<b>Tennessee Round 19° <span style="color: red; font-weight: bold;">NEW!</span></b>							
	117	105	85	48		1	1+1*	9
	<b>Tennessee Pouf-60</b>							
	60	105	40	40				4
	<b>Tennessee Pouf-100</b>							
	100	105	40	40				5

#### FINISHING

Beech wood | collection

	rough - 1		ebony - 9
	natural - 2		ebony black - 10
	walnut - 5		anthracite - 12
	waxed walnut - 6		soft grey - 13
	mahogany - 7		smoke - 14

## TENNESSEE SECTIONAL

- ▶ Willingness to strengthen the Tennessee family
- ▶ Fits perfectly in the center of a room
- ▶ Rounded circle shapes are very trendy
- ▶ Can be used in all sectional compositions





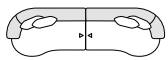

Beech wood and scandinavian hardpine frame, with tenon and mortise joint. Beech wood feet. Interlocked Elastic straps have been used for seating and backrest. Seat cushion upholstered with HR 55 kg foam & feather and fiber wadding / Inferior polyester wadding. Back cushion filled with feathers and fibers. Table made in Laminated Float 5 mm and Techlam 3 mm (tempered effect), available colours on demand.




URBANA **NEW!**





URBANA		Height			Cushions		Fabric
Model	Width	Depth	Height	Seats	Arms	Back	Consum.
	<b>Urbana 1</b> (no arm)						
	90	90	70	43			4 m
	<b>Urbana 130</b> (armchair)						
	130	90	70	43	70		5,5 m
	<b>Urbana 3</b> (2 arms)						
	240	105/90	70	43	70	1+1*	8,5 + 0,65 + 0,5 m
	<b>Urbana 4</b> (2 arms)						
	340 (2x170)	105/90	70	43	70	1+1*	14 + 1,3 + 1 m
	<b>Urbana Long RF</b>						
	170	90/105	70	43	70	1+1*	7 + 0,65 + 0,5 m
	<b>Urbana Long LF</b>						
	170	105/90	70	43	70	1+1*	7 + 0,65 + 0,5 m
	<b>Urbana Corner</b>						
	132	132	70	43	70	1+1*	8,5 + 0,65 + 0,5 m
	<b>Urbana Pouf</b>						
	75	85	43	43			2,2 m
	<b>Urbana Table</b>						
	40	83	38				

NOTES | \*Back cushions: 1 (55x55) + 1 (55x40)





#### FINISHING

Beech wood | collection

Table wood | Ash wood

## URBANA NEW! SECTIONAL

- ▶ Sofa introduced last year with great success
- ▶ With few modules only, you can construct many different compositions
- ▶ 'L' shapes composition are now possible
- ▶ Design and style have a 70's very actual modern look



**NOTE** | Only available in a selection of the Marie's Corner fabric collection: Abbott, Amigo, Ash, August, Balzac, Barnes, Barsey, Bay, Berry, Brown, Bulgari, Byblos, Carlton, Claudel, Clay, Danieli, Edwards, Hopper, Kelly, Land, Marshall, Martins, Mayfair, Méridien, Ming, Mix, Mountain, Orlan, Pearl, Raphaël, River, Rock, Sand, Spencer, Titien, Valley, Volcano. Customer own material (COM): on demand and following approval of a sample.

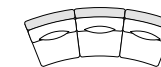
Beech wood and Scandinavian hardpine frame (mortise & tenon construction) covered with foam & fibre. Solid beechwood legs. Stretch belts seat & back. Fixed seat cushion with polyurethane foam 40 kg/m<sup>3</sup> and polyester wadding. Feather and fibre decorative cushions, without piping. Fully upholstered. Railroaded (Top of pattern runs across the roll). Also available in armchair, sofa & longchair.





## TENNESSEE ROUND NEW! SOFA

- ▶ Willingness to strengthen the Tennessee family
- ▶ Fits perfectly in the center of a room
- ▶ Rounded circle shapes are very trendy
- ▶ Can be used in all sectional compositions



Also available in sectional, see 'sectionals' section

Seats	Width	Depth	Height	Height		Cushions		Fabric
				Seat	Seat	Back	Consum.	
3	345	135	85	48	3 x 1	3 x (1+1 lower-back support)		27 m (3 x 9m)

Beech wood and scandinavian hardpine frame, with tenon and mortise joint. Interlocked Elastic straps have been used for seating and backrest. Seat cushion upholstered with HR 55 kg foam & feather and fiber wadding / Inferior polyester wadding. Back cushion filled with feathers and fibers. Beech wood feet. Also available in 2 seats (see previous page) & sectional.

### FINISHING

Beech wood collection

- rough - 1
- natural - 2
- walnut - 5
- waxed walnut - 6
- mahogany - 7
- ebony - 9
- ebony black - 10
- anthracite - 12
- soft grey - 13
- smoke - 14





## WATERLOO NEW! SOFA

- ▶ Back to the classic countryside lines.
- ▶ Pure Belgian style
- ▶ Coveralls are completely removable, and particularity is that it still has a straight and clean outlook.
- ▶ Supplied with different sizes of back cushions it will allow you to adapt the and comfort



### FINISHING

Beech wood collection

- rough - 1
- natural - 2
- walnut - 5
- waxed walnut - 6
- mahogany - 7
- ebony - 9
- ebony black - 10
- anthracite - 12
- soft grey - 13
- smoke - 14

Seats	Width	Depth	Height	Height		Cushions		Fabric
				Seat	Arm	Seat	Back	Consum.
3	230	103	90	44	67	1	2 (65x65) / 2 (46x65)	12,5 m
4	260	103	90	44	67	1	2 (65x65) / 2 (46x65)	14,5 m

Beech wood and scandinavian hardpine frame, mortise and tenon construction. Beech wood feet. Stretch belts seat and back. 40 kg (60 kg reinforcement in the front seat) foam seat with a polyester wadding. Back 35 kg foam with a polyester wadding. Fibres & feathers back cushions. Only available with slipcover.





## URBANA 130 NEW! ARMCHAIR

- ▶ Willingness to strengthen the Urbana family
- ▶ Works in combo as well as stand alone
- ▶ Can be used in many different rooms
- ▶ Has great visual proportions



			Height	Fabric
Width	Depth	Height	Seat	Consum.
130	90	70	43	5,5 m

**NOTE** | Only available in a selection of the Marie's Corner fabric collection: Abbott, Amigo, Ash, August, Balzac, Barnes, Barsey, Bay, Berry, Brown, Bulgari, Byblos, Carlton, Claudel, Clay, Danielli, Edwards, Hopper, Kelly, Land, Marshall, Martins, Mayfair, Méridien, Ming, Mix, Mountain, Orlan, Pearl, Raphaël, River, Rock, Sand, Spencer, Titten, Valley, Volcano. Customer own material (COM): on demand and following approval of a sample.

Beech wood and Scandinavian hardpine frame (mortise & tenon construction) covered with foam & fibre. Solid beechwood legs. Stretch belts seat & back. Fixed seat cushion with polyurethane foam 40 kg/m<sup>3</sup> and polyester wadding. Fully upholstered. Railroaded (Top of pattern runs across the roll). Also available in sectional, sofa & longchair.

### FINISHING

Beech wood collection

- rough - 1
- natural - 2
- walnut - 5
- waxed walnut - 6
- mahogany - 7
- ebony - 9
- ebony black - 10
- anthracite - 12
- soft grey - 13
- smoke - 14





Utah armchair - Chalk/23

## UTAH NEW! ARMCHAIR

- ▶ Fitting and strengthening the Urbana family as well
- ▶ Offering a great comfort due to the higher backrest
- ▶ Fits perfectly for residential and hospitality market



Width	Depth	Height		Fabric	
		Seat	Arm	Consum.	
80	80	43	62	4,5 m	

**NOTE** | Only available in a selection of the Marie's Corner fabric collection: Abbott, Amigo, Ash, August, Balzac, Barnes, Barsey, Bay, Berry, Brown, Bulgari, Byblos, Carlton, Claudel, Clay, Daniell, Edwards, Hopper, Kelly, Land, Marshall, Martins, Mayfair, Méridien, Ming, Mix, Mountain, Orian, Pearl, Raphaël, River, Rock, Sand, Spencer, Titien, Valley, Volcano. Customer own material (COM): on demand and following approval of a sample.

Beech wood and Scandinavian hardpine frame (mortise & tenon construction) covered with foam & fibre. Solid beechwood legs. Stretch belts seat & back. Fixed seat cushion with polyurethane foam 40 kg/m<sup>3</sup> and polyester wadding. Fully upholstered. Railroaded (Top of pattern runs across the roll).

### FINISHING

Beech wood collection

- rough - 1
- natural - 2
- walnut - 5
- waxed walnut - 6
- mahogany - 7
- ebony - 9
- ebony black - 10
- anthracite - 12
- soft grey - 13
- smoke - 14





## CAROLINE NEW! CHAIR

- ▶ Sophisticated and elegant character
- ▶ Slender legs while very strong
- ▶ Great comfort due to enveloping backrest and great proportions
- ▶ Backside legs woodwork, makes it visually very attractive



Width	Depth	Height		Fabric
		Height	Seat	Consum.
57	62	84	47	1,6 m

Plywood and beech wood frame, mortise and tenon construction. Beech wood socle and feet. Stretch belts seat. 40 kg foam with a polyester wadding. Fully upholstered.

### FINISHING

Beech wood collection

- rough - 1
- natural - 2
- walnut - 5
- waxed walnut - 6
- mahogany - 7
- ebony - 9
- ebony black - 10
- anthracite - 12
- soft grey - 13
- smoke - 14





## MINNESOTA NEW! CHAIR

- ▶ Our Classic Manchester chair has been revisited and actualised
- ▶ Looks slightly lighter visually
- ▶ Offering same great comfort as the original Manchester



Width	Depth	Height		Fabric
		Seat	Consum.	
57	61	85	48	1,5 m

Beech wood and scandinavian hardpine frame. Mortise & tenon construction. Stretch belts seat & back. 40 kg (60 kg reinforcement in the front seat) foam with a polyester wadding. Fully upholstered.

### FINISHING

Beech wood collection

- rough - 1
- natural - 2
- walnut - 5
- waxed walnut - 6
- mahogany - 7
- ebony - 9
- ebony black - 10
- anthracite - 12
- soft grey - 13
- smoke - 14





**BAXTER** NEW! SOFA BED

- ▶ Compact but very comfortable
- ▶ One hand opening and all cushions are flipping with the mechanism (no need to manipulate them)
- ▶ A real mattress of 14 cm thickness and a bedwith of 100 cm and 2 mtr long
- ▶ A perfect Sofabed for residential and hospitality projects



**FINISHING**  
Beech wood collection

	rough - 1
	natural - 2
	walnut - 5
	waxed walnut - 6
	mahogany - 7
	ebony - 9
	ebony black - 10
	anthracite - 12
	soft grey - 13
	smoke - 14

Seats	Height			Mattress		Open bed	Cushions		Fabric	
	Width	Depth	Height	Seat	Arm	WxLxH	WxL	Seat	Back	Consum.
2	140	100	90	48	62	100x200x14	140x215	1	2	11,5 m

Beech, pine wood and MDF frame. Beech wood feet. HR 35 kg/m³ foam seat cushion with a polyester wadding. Feather and fibre back cushions. Spring mattress 14 cm thick. Revolving bed system (conversion of sofa into a bed by one movement only, without the necessity of removing seat and back cushions. Ideal for both contract and domestic use.





[www.mariescorner.com](http://www.mariescorner.com)