



INTRODUCTION

This Product features high quality surge protection, noise filtering, and a simple way to automatically reduce the standby power consumed by TV and PC peripherals.

INSTALLATION REQUIREMENTS

Power Connections	<p>The Product must only be plugged into a grounded receptacle.</p> <p>All connected devices should be plugged directly into the Product. Use of an extension cord, adaptor or other powerstrip in conjunction with the Product will void all warranties.</p>
-------------------	--

PRODUCT OVERVIEW

PC / TV On + Movement Detected	Peripherals On
PC / TV Off	Peripherals Off
No Movement Detected	Peripherals Off
Ground LED	<p>When illuminated, it indicates that the Product is correctly grounded.</p> <p>If this is not illuminated, there is a grounding problem and you should contact an electrician to properly ground the socket. Connecting a Product to an improperly grounded receptacle will void all warranties.</p>
Surge LED	<p>When illuminated, it indicates that the surge protection is functioning normally.</p> <p>If this LED extinguishes or illuminates red at any time, the Product was sacrificed to protect your devices and must be replaced.</p>
Resettable Circuit Breaker	Provides protection for all Outlets on the product. If no devices are powered or LEDs lit, press the circuit breaker to reactivate power.
Always On Outlets	Outlets remain On all the time.

Switched Outlets	Outlets switch On and Off in conjunction with the state of the TV/PC and movement
Switched Outlets LED	When lit, it indicates that the Outlets are powered.

PRODUCT WARRANTY

TrickleStar warrants to the original purchaser that for 2 years, it shall be free of defects in design, assembly, material, or workmanship, and will repair or replace, at its option, any defective product free of charge.

CONNECTED DEVICE WARRANTY

TrickleStar will repair or replace, at its option, any devices which are damaged by a transient voltage surge/spike or lightning strike, (an "Occurrence"), while properly connected through the Product to a properly wired AC power line with protective grounding.

If applicable; the telephone line, and/or network line must be properly connected and installed, and the antenna cable line must also be properly connected and installed, as determined by TrickleStar at its sole discretion.

This Connected Device Warranty is a Limited Warranty, subject to the limitations and exclusions set forth herein. TrickleStar will repair or replace the damaged connected devices, at TrickleStar's option, an amount equal to the fair market value of the damaged devices or the original purchase price of the devices, whichever is less, up to the maximum of:

183SS-US-8** models US\$20,000

The fair market value of the devices shall be the current value of the devices specified in the most recent edition of the Orion Blue Book by Orion Research Corporation, Roger Rohrs Publisher.

TrickleStar reserves the right to review the damaged Product, the damaged devices, and the site where the damage occurred. All costs of shipping the Product and the damaged devices to TrickleStar for inspection shall be borne solely by the purchaser. TrickleStar reserves the right to negotiate the cost of repairs. If TrickleStar determines, in its sole discretion, that it is impractical to ship the damaged devices to TrickleStar, TrickleStar may designate, in its sole discretion, a repair facility to inspect and estimate the cost to repair such devices. The cost, if any, of shipping the devices to and from such repair facility and of such estimate shall be borne solely by the purchaser.



Damaged devices must remain available for inspection until the claim is finalized. Whenever claims are settled, TrickleStar reserves the right to be subrogated under any existing insurance policies the claimant may have. All above warranties are null and void if:

- The Product in use during the occurrence is not provided to TrickleStar for inspection upon TrickleStar's request at the sole expense of the purchaser.
- TrickleStar determines that the Product has not been installed in accordance with the Installation Requirements, altered in any way or tampered with.
- TrickleStar determines that the damage did not result from the occurrence or that no occurrence in fact took place, the repair or replacement of the damaged devices is covered under a manufacturer's warranty.
- TrickleStar determines that the connected devices were not used under normal operating conditions or in accordance with any labels or instructions.
- The Product is not plugged directly into a receptacle.
- The Product is "daisy-chained" together in serial fashion with other power boards, UPS', other surge protectors or extension cords.
- A three-to two-prong adapter is used.
- The Product is not used indoors. This Product is not for use with aquariums and all other water-related products. Use only indoors and in dry locations.

The Connected Device Warranty only protects against damage to properly connected devices where TrickleStar has determined, in its sole discretion, that the damage resulted from an occurrence, and does not protect against acts of God (other than lightning) such as flood, earthquake, war, vandalism, theft, normal-use wear and tear, erosion, depletion, obsolescence, abuse, damage due to low voltage disturbances (i.e. brownouts or sags), non-authorized program, or system devices modification or alteration.

This warranty contains the sole warranty of TrickleStar, there are no other warranties, expressed or, except as required by law, implied, including the implied warranty or condition of quality, merchantability or fitness for a particular purpose, and such implied warranties, if any, are limited in duration to the term of this warranty. Some states do not allow limitations on how long an implied warranty lasts, so the above limitations may not apply to you.

In no event shall TrickleStar be liable for incidental, special, direct, indirect, consequential or multiple damages such as, but not limited to, lost business or profits arising out of the sale or use of any Product, even if advised of the possibility of such damages. This warranty gives you specific legal rights, and you may also have other rights, which may vary from state to state. Some states do not allow the exclusion or limitation of incidental or consequential damage, so the above limitations may not apply to you.

This warranty is valid only for the original purchaser of the product. All damage claims against the product must be made within 15 days from the date of the occurrence and must be accompanied by a receipt for the damaged devices or the warranty is void.

Warranty is valid in USA and Canada.

MAKING A WARRANTY CLAIM

Go to: www.tricklestar.com and print our claim form and email it to warranty@tricklestar.com

Provide the following information:

- Product part number of the Product.
- A list of the devices that was connected to the Product at the time of the occurrence.
- A list of the devices that were damaged during the occurrence and the extent of the damage.
- The date of the occurrence.
- Where you purchased the Product.
- When you purchased the Product.
- A copy of original receipt.

A Customer Service Representative will then instruct you on how to forward your devices, receipt and Product in use during the "occurrence" and how to proceed with your claim.

COPYRIGHT & DISCLAIMER

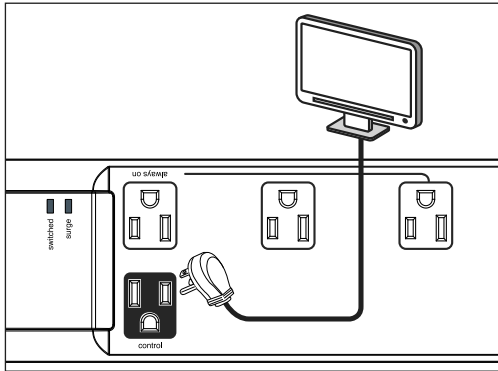
© Copyright TrickleStar Ltd. All rights reserved.

TrickleStar® is a registered trademark of TrickleStar.

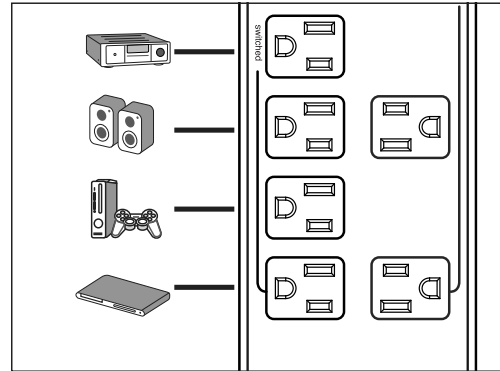
Any typographical, clerical or other error or omission in this document or other documents or information issued by TrickleStar shall be subject to correction without any liability on the part of TrickleStar without notice.

www.tricklestar.com

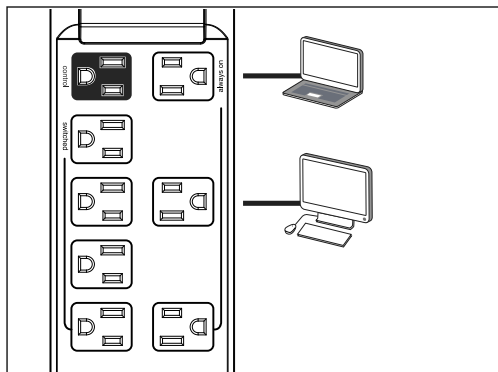
Operation Procedure




Step 1 Plug in TV / PC into control outlet




Step 2 Plug in peripherals that can be switched off to "switched" outlets (amplifier, subwoofer, games console, scanner, printer, modem etc)



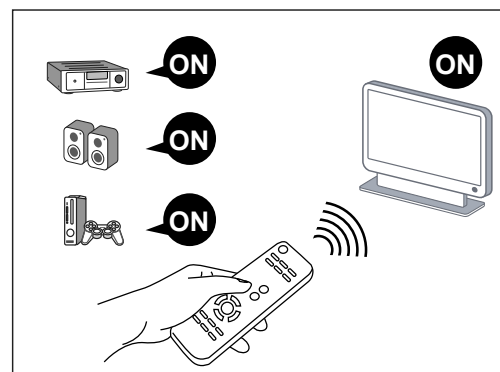
Step 3 Plug in peripherals that need to remain on all the time into the Always On outlets



Step 4 Plug in powerstrip to a grounded receptacle

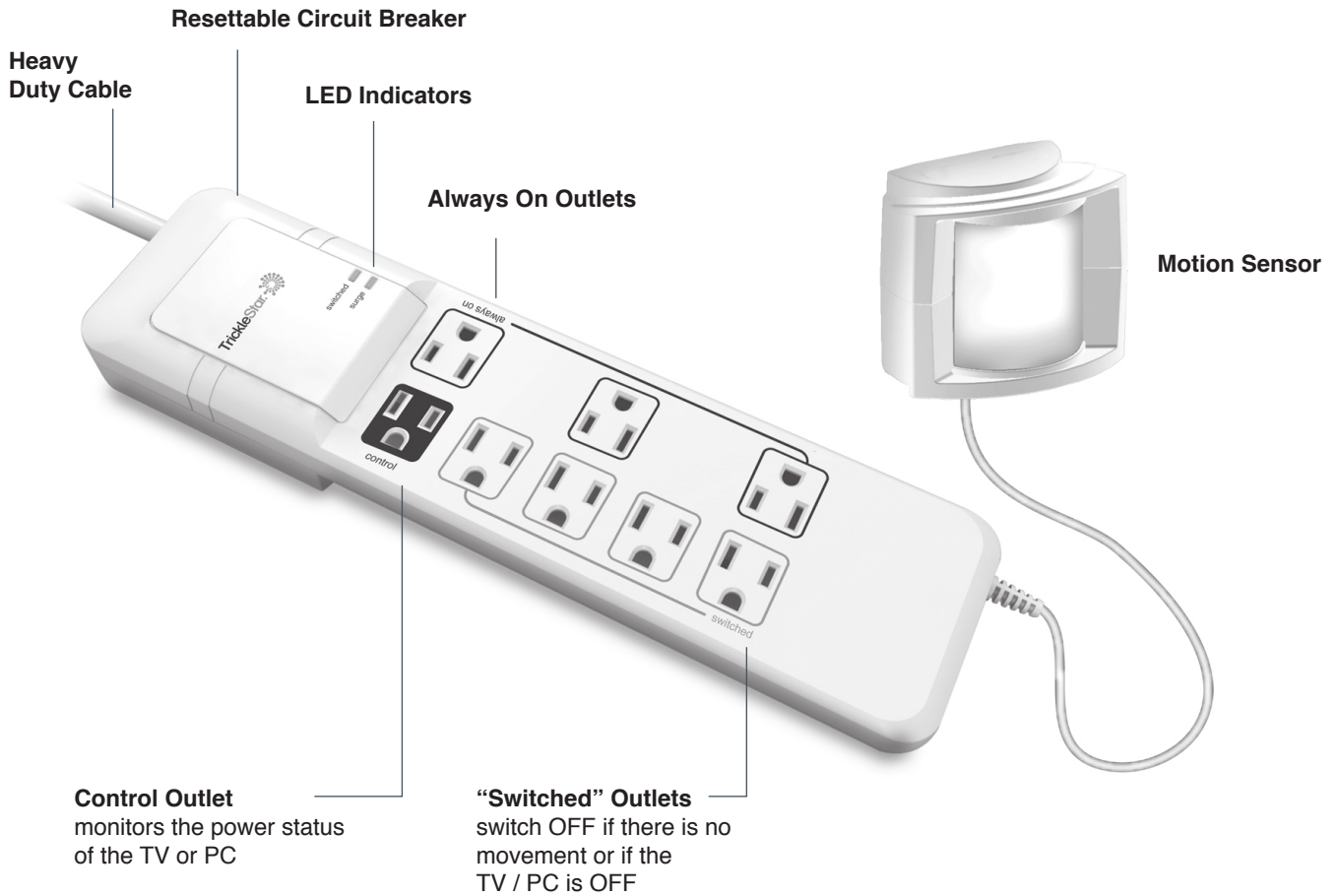
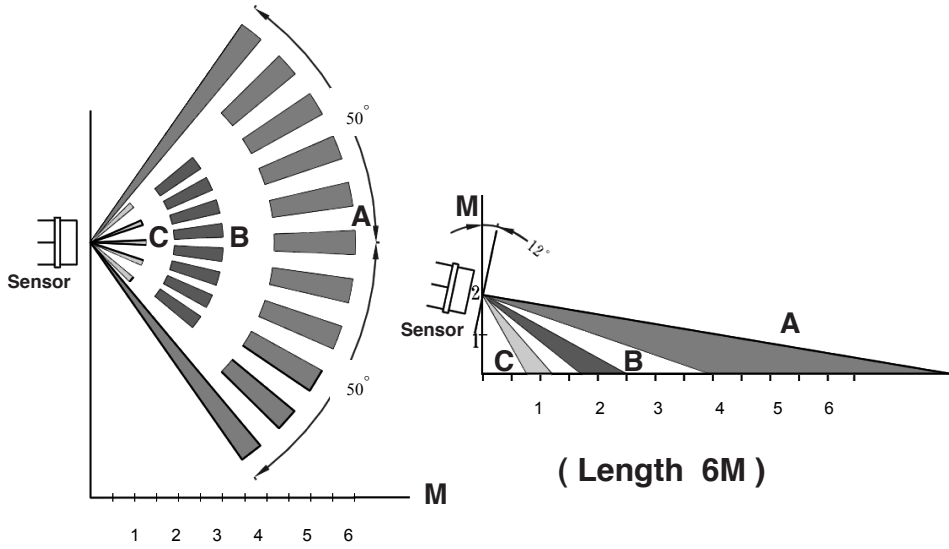


Step 5 Mount motion sensor under desk / near TV and aiming at the area you wish to detect movement in



Step 6 Turn on TV / PC and ensure you are in the detection area – peripherals will switch on

MOTION DETECTION DIAGRAM



HOW IT WORKS

When motion sensor detects motion and the TV / PC is ON, the switched outlets are switched ON. When motion sensor does not detect motion for 30 minutes switched outlets are switched OFF.



The Best Way To **Save Energy** Is To Stop Wasting It™