

AMERICAN FYRE DESIGNS™

outdoor products collection



American Fyre Designs™ • 2018 Product Catalog • RH Peterson Co.

RH PETERSON co.

CRAFTED WITH PRIDE  IN THE USA





AMERICAN FYRE DESIGNS™

Outdoor Products Collection

Homeowners all over the country have come to realize the allure of fire in their backyards. Fire brings warmth, glow and serenity, encouraging us to relax and unwind. An American Fyre Designs™ exterior fire feature will anchor your outdoor living space and turn your patio into an outdoor sanctuary inviting conversation that flows well into the night – even when there is chill in the air.

From Fireplaces perfect for cuddling up under the stars, to Firetables ideal for entertaining, to Firefalls that combine the charm of fire with running water, each product is expertly crafted from innovative glass fiber reinforced concrete (GFRC). GFRC derives its strength from a dosage of alkali-resistant glass fiber and acrylic polymer that results in durable concrete to withstand the outdoor elements. Modularly constructed as easy-to-assemble components, American Fyre Designs™ products fit easily into most backyards, making installation fast and simple.

American Fyre Designs™ products are available in a variety of styles, colors and textures to complement any décor. Warm your outdoor living area with American Fyre Designs™.

Fireplaces

Recessed Option

Fireplaces may be ordered with recessed hearth and/or body to accommodate field cladding in tile, stone, or other veneer. These recessed vertical surfaces are unfinished.



Pictured above: Grand Cordova Fireplace (882-35-H-CB-xxC) in Café Blanco Finish with Charred Oak log set (CHDG45-24).

Create an enticing outdoor setting with the American Fyre Designs™ Outdoor Fireplaces. Expertly handcrafted from innovative glass fiber reinforced concrete (GFRC), a variety of styles, finishes, and options are available to find the right fireplace for your setting.

The Grand Series Fireplaces incorporate wall extension panels to create a more impressive design while keeping the same style and look of the fireplace. Wall extension panels expand upon the body of the Fireplace to create many new decorating opportunities while also providing a beautiful separation to the world behind the fireplace.

Most fireplaces are available in vent-free versions which permit you to locate your fireplace in a lanai or other covered outdoor area.

Feature Highlights

- Modularly constructed as easy-to-assemble components
- Exterior may be recessed to accommodate field cladding in tile, stone, or other veneer
- Most fireplaces available as Vented or Vent-Free
- All Vent-Free fireplaces are blocked at the top and throat of the firebox
- All Fireplaces include herringbone firebox liners



Grand Phoenix

Model shown: **818-05-N-SD-xxC***
 Finish shown: SD, Sedona
 Dimensions: 113"w x 36"d x 87"h



Grand Cordova

Model shown: **882-35-N-CB-xxC***
 Finish shown: CB, Café Blanco
 Dimensions: 110"w x 41"d x 95"h



Grand Mariposa

Model shown: **868-05-N-SD-xxC***
 Finish shown: SD, Sedona
 Dimensions: 113"w x 36"d x 67"h



Grand Petite Cordova

Model shown: **865-10-N-SM-xxC***
 Finish shown: SM, Smoke
 Dimensions: 127"w x 36"d x 84"h

Fireplace venting options **V** = Vented **VF** = Vent Free

* Vented models shown. See local dealer for information on Vent-Free Fireplaces.

See pages 38 - 41 for available media, page 45 for accessories and page 47 for finish options.



Cordova

Model shown: **022-20-N-CB-xxC***
 Finish shown: CB, Café Blanco
 Dimensions: 76"w x 41"d x 95"h



Petite Cordova

Model shown: **025-01-N-CB-xxC***
 Finish shown: CB, Café Blanco
 Dimensions: 65"w x 36"d x 84"h



Reduced Cordova

Model shown: **023-20-N-CB-xxC***
 Finish shown: CB, Café Blanco
 Dimensions: 76"w x 41"d x 82"h



Mariposa

Model shown: **073-01-N-CB-xxC***
 Finish shown: CB, Café Blanco
 Dimensions: 65"w x 36"d x 67"h



Phoenix

Model shown: **017-01-N-SM-xxC***
 Finish shown: SM, Smoke
 Dimensions: 65"w x 36"d x 87"h



Phoenix w/ back venting

Model shown: **015-01-N-SD-xxC***
 Finish shown: SD, Sedona
 Dimensions: 65"w x 36"d x 57"h

Fireplace venting options **V** = Vented **VF** = Vent Free

* Vented models shown. See local dealer for information on Vent-Free Fireplaces.



Chica

Model shown: **010-11-N-SM-xxC**
 Finish shown: **SM, Smoke**
 Dimensions: **47"w x 30"d x 67"h**
(For Natural Gas only)



Manhattan**

Model shown: **082-SB-N-SM-LBxC**
 Finish shown: **SM, Smoke**
 Shelf shown: **SB, Smooth Black**
 Dimensions: **59"w x 32"d x 42"h**
 BTU ratings: **45,000 (NG) / 40,000 (LP)**
Propane model is equipped with an access door to house a 5 gallon Propane tank inside the unit (not included).



Milan See-Thru**

Model shown: **213-TA-N-BA-F8xC**
 Finish shown: **BA, Black Lava**
 Dimensions: **72"w x 16"d x 60"h**
 BTU ratings: **90,000 (NG) / 80,000 (LP)**
Milan Fireplace Features a 48" S.S. linear burner with our New 110V All Weather Electronic Ignition System (AWEIS).



Contractor's Model

Model shown: **040-11-A-WC-RBC***
 Finish shown: **WC, White Concrete Only!**
 Dimensions: **67"w x 37"d x 96"h**



Contractor's Model w/moulding

Model shown: **045-11-A-WC-RBC***
 Finish shown: **WC, White Concrete Only!**
 Dimensions: **67"w x 37"d x 91"h**

The Contractor's Model comes with an unfinished surface to customize the exterior in your choice of surface veneer.



Contractor's Model Fireplace with stone veneer

Fireplace venting options **V** = Vented **VF** = Vent Free

* Vented models shown. See local dealer for information on Vent-Free Fireplaces.

**Not available with recessed hearth. Choose Natural Gas or Propane.

See pages 38 - 41 for available media, page 45 for accessories and page 47 for finish options.

Firefalls



Multi-color LED lights



Pictured above: Small Firefall (698-SD-12-V5xC) in Sedona Finish with Rosé Diamond Nuggets (GLD-xx-R).

The Firefalls feature cascading water down the backdrop, dancing flames in the front, and a strip of LED lights set into the inner arch to spotlight the water. Available in both a large and a small size; the large features an arched upper mantle and recessed side panels, while the small has a flat top. This piece is handcrafted from glass fiber reinforced concrete (GFRC) and comes in a variety of different colors and textures.



Glass Wind Guards included with Large Firefalls

Feature Highlights

- Handcrafted from innovative Glass Fiber Reinforced Concrete (GFRC)
- Cascading water feature
- Multi-color LED lights
- Artisan Glass Small Pebbles option
- Glass Wind Guard included with Large Firefalls
- Access door to accommodate a 5 gal. Propane tank inside the unit (*Large Firefalls only*)
- Available for Natural Gas or Propane



Large Firefall

Model w/ Knob Valve: **693-CB-12-V5xC** (shown)
 Model w/ Key Valve: **693-xx-12-K5xC**
 Finish shown: CB, Café Blanco
 Dimensions: 65" w x 27¾" d x 73" h
 BTU ratings: 45,000 (NG & LP)
 Accepts a 5 gal. Propane tank inside the unit (not included).



Large Firefall w/ Artisan Glass

Model w/ Knob Valve: **694-CB-52-V5xC** (shown)
 Model w/ Key Valve: **694-xx-52-K5xC**
 Finish shown: CB, Café Blanco
 Artisan Glass: 52, Earth Tone Small Pebbles
 Dimensions: 65" w x 27¾" d x 73" h
 BTU ratings: 45,000 (NG & LP)
 Accepts a 5 gal. Propane tank inside the unit (not included).



Small Firefall

Model w/ Knob Valve: **698-SD-12-V5xC** (shown)
 Model w/ Key Valve: **698-xx-12-K5xC**
 Finish shown: SD, Sedona
 Dimensions: 47½" w x 25¾" d x 51½" h
 BTU ratings: 35,000 (NG & LP)

Firefalls include water reservoir, PVC piping, pump, low voltage transformer/timer, and LED lights.

Chat Height Firetables

Glass Wind Guards
Available for most Firetables (see pg. 46)



**All Weather Electronic
Ignition System**



NEW

New All Weather Electronic Ignition System (AWEIS) includes Hot Surface Ignition, on/off remote control and was developed to operate in harsh weather conditions. This is the most reliable ignition system in the industry. (Available on Cosmopolitan, Contempo, Milan, and Versailles Firetables only)

Pictured above: Fiesta Firetable (770-SD-11-V2xC) in Sedona Finish with Copper Reflective Fyre Glass (2-GL-10-QR).

Our Chat Height Firetables create the perfect ambiance for enjoying an outdoor meal or cocktail while also keeping you warm from the evening chill.

Select models are also available with an optional granite insert top. Fuel options include Natural Gas or self-contained Propane tank (most include a removable door to house a 5 gallon Propane tank inside). Handcrafted from glass fiber reinforced concrete (GFRC).

Feature Highlights

- Handcrafted from innovative Glass Fiber Reinforced Concrete (GFRC)
- Stainless steel burner
- Optional 110V All Weather Electronic Ignition System (AWEIS) with remote (Available on Cosmopolitan, Contempo, Milan, & Versailles firetables only)
- Optional table top with Tropical Brown Granite Inserts (Amphora, Inverted, and Octagon Firetables only)
- Access door to accommodate a 5 gal. Propane tank inside the unit (excluding Contempo, Milan, & Versailles Firetables)
- Adjustable flame height for comfortable dining
- Available for Natural Gas or Propane



Contempo Round Firetable*

Model w/ Knob Valve: **782-SM-11-V2xC** (shown)
 Model w/ Key Valve: **782-xx-11-K2xC**
 BTU ratings: 60,000 (NG) / 50,000 (LP)
 Finish shown: SM, Smoke
 Dimensions: 47" diameter x 15½"h

Model w/ AWEIS Valve: **782-xx-11-F2xC†**
 BTU ratings: 90,000 (NG) / 80,000 (LP)



Contempo Square Firetable*

Model w/ Knob Valve: **784-SM-11-V2xC** (shown)
 Model w/ Key Valve: **784-xx-11-K2xC**
 BTU ratings: 60,000 (NG) / 50,000 (LP)
 Finish shown: SM, Smoke
 Dimensions: 44"w x 44"d x 15½"h

Model w/ AWEIS Valve: **784-xx-11-F2xC†**
 BTU ratings: 90,000 (NG) / 80,000 (LP)



Contempo Rectangle Firetable*

Model w/ Knob Valve: **783-SM-11-V4xC** (shown)
 Model w/ Key Valve: **783-xx-11-K4xC**
 BTU ratings: 60,000 (NG) / 50,000 (LP)
 Finish shown: SM, Smoke
 Dimensions: 52"w x 36"d x 15½"h

Model w/ AWEIS Valve: **783-xx-11-F4xC†**
 BTU ratings: 90,000 (NG) / 80,000 (LP)



Versailles Firetable*

Model w/ Knob Valve: **744-SM-11-V6xC** (shown)
 Model w/ Key Valve: **744-xx-11-K6xC**
 BTU ratings: 65,000 (NG) / 60,000 (LP)
 Finish shown: SM, Smoke
 Dimensions: 54" diameter x 16"h

Model w/ AWEIS Valve: **744-xx-11-F6xC**
 BTU ratings: 140,000 (NG & LP)

* Cannot accommodate a Propane tank inside the unit, see page 46 for tank housing options.

† Contempo firetables with All Weather Electronic Ignition System (AWEIS) include a Glass Wind Guard.

See pages 38 - 41 for available media, pages 42, 43, 44, & 46 for accessories and page 47 for finish options



Amphora Firetable

Model w/ Knob Valve: **610-SM-11-V2xC** (shown)
 Model w/ Key Valve: **610-xx-11-K2xC**
 BTU ratings: 60,000 (NG) / 50,000 (LP)
 Finish shown: SM, Smoke
 Dimensions: 48" diameter x 24"h
 Accepts a 5 gal. Propane tank inside the unit (not included).



Inverted Firetable

Model w/ Knob Valve: **630-CB-21-V2xC** (shown)
 Model w/ Key Valve: **630-xx-21-K2xC**
 BTU ratings: 60,000 (NG) / 50,000 (LP)
 Finish shown: CB, Café Blanco (w/granite inserts)
 Dimensions: 48" diameter x 24"h
 Accepts a 5 gal. Propane tank inside the unit (not included).



Octagon Firetable

Model w/ Knob Valve: **626-CB-11-V2xC** (shown)
 Model w/ Key Valve: **626-xx-11-K2xC**
 BTU ratings: 60,000 (NG) / 50,000 (LP)
 Finish shown: CB, Café Blanco
 Dimensions: 54" diameter x 24"h
 Accepts a 5 gal. Propane tank inside the unit (not included).



Cosmopolitan Round Firetable

Model w/ Knob Valve: **645-BA-11-V2xC** (shown)
 Model w/ Key Valve: **645-xx-11-K2xC**
 BTU ratings: 60,000 (NG) / 50,000 (LP)
 Finish shown: BA, Black Lava
 Dimensions: 48" diameter x 24"h
 Model w/ AWEIS Valve: **645-xx-11-F2xC[†]**
 BTU ratings: 90,000 (NG) / 80,000 (LP)
 Accepts a 5 gal. Propane tank inside the unit (not included).



Cosmopolitan Square Firetable

Model w/ Knob Valve: **640-SM-11-V2xC** (shown)
 Model w/ Key Valve: **640-xx-11-K2xC**
 BTU ratings: 60,000 (NG) / 50,000 (LP)
 Finish shown: SM, Smoke
 Dimensions: 36"w x 36"d x 24"h
 Model w/ AWEIS Valve: **640-xx-11-F2xC[†]**
 BTU ratings: 90,000 (NG) / 80,000 (LP)
 Accepts a 5 gal. Propane tank inside the unit (not included).



Cosmopolitan Rectangle Firetable

Model w/ Knob Valve: **635-SM-11-V4xC** (shown)
 Model w/ Key Valve: **635-xx-11-K4xC**
 BTU ratings: 60,000 (NG) / 50,000 (LP)
 Finish shown: SM, Smoke
 Dimensions: 54"w x 36"d x 24"h
 Model w/ AWEIS Valve: **635-xx-11-F4xC[†]**
 BTU ratings: 90,000 (NG) / 80,000 (LP)
 Accepts a 5 gal. Propane tank inside the unit (not included).

[†] Cosmopolitan firetables with All Weather Electronic Ignition System (AWEIS) include a Glass Wind Guard.



Lotus Firetable*

Model w/ Knob Valve: **653-CB-13-V2xC** (shown)
 Model w/ Key Valve: **653-xx-13-K2xC**
 BTU ratings: 60,000 (NG) / 50,000 (LP)
 Finish shown: CB, Café Blanco (w/Polished Top)
 Dimensions: 48" diameter x 20"h



Voro Cube

Model w/ Knob Valve: **726-BA-11-V2xC** (shown)
 Model w/ Key Valve: **726-xx-11-K2xC**
 BTU ratings: 60,000 (NG) / 50,000 (LP)
 Finish shown: BA, Black Lava
 Dimensions: 25½"w x 25½"d x 22¾"h
Accepts a 5 gal. Propane tank inside the unit (not included).



Milan Linear Firetable*

Tall Model w/ AWEIS: **215-BA-11-F8xC** (shown)
 BTU ratings: 120,000 (NG) / 110,000 (LP)
 Finish shown: BA, Black Lava
 Dimensions: 72"w x 16"d x 32"h
 Low Model w/ AWEIS: **216-xx-11-F8xC**
 Dimensions: 72"w x 16"d x 16"h
Milan Linear Firetables feature a 48" S.S. linear burner with our New 110V All Weather Electronic Ignition System (AWEIS).



Rectangular Firetable

Model w/ Knob Valve: **650-SD-11-V4xC** (shown)
 Model w/ Key Valve: **650-xx-11-K4xC**
 BTU ratings: 60,000 (NG) / 50,000 (LP)
 Finish shown: SD, Sedona
 Dimensions: 48"w x 27"d x 23"h
Accepts a 5 gal. Propane tank inside the unit (not included).



Voro Firetable

Model w/ Knob Valve: **725-BA-11-V2xC** (shown)
 Model w/ Key Valve: **725-xx-11-K2xC**
 BTU ratings: 60,000 (NG) / 50,000 (LP)
 Finish shown: BA, Black Lava
 Dimensions: 36"w x 36"d x 24"h
Accepts a 5 gal. Propane tank inside the unit (not included).



Fiesta Firetable

Model w/ Knob Valve: **770-SD-11-V2xC** (shown)
 Model w/ Key Valve: **770-xx-11-K2xC**
 BTU ratings: 60,000 (NG) / 50,000 (LP)
 Finish shown: SD, Sedona
 Dimensions: 54" diameter x 25"h
*Fiesta Firetables include nylon cover for Propane tank.
 Accepts a 5 gal. Propane tank inside the unit (not included).*

*Cannot accommodate a Propane tank inside the unit, see page 46 for tank housing options.

See pages 38 - 41 for available media, pages 42, 43, 44, & 46 for accessories and page 47 for finish options.

Dining & Bar Firetables



- Pictured Above:
- 48" Lotus Dining Firetable (652-BA-13-V2xC) in Black Lava Finish with Clear Diamond Nuggets (GLD-xx-C).
 - Two Wave Fire Urns (530-BA-11-V2xC) in Black Lava Finish with Clear Diamond Nuggets (GLD-xx-C).

Our Dining Firetables create the perfect ambiance for enjoying an outdoor meal or cocktail while also keeping you warm from the evening chill. Handcrafted from glass fiber reinforced concrete (GFRC), all Dining Firetables provide access to house a 5 gallon Propane tank inside. Select models are also available with an optional granite insert top. Fuel options include Natural Gas or Propane.

Glass Wind Guards

Available for most Firetables (see pg. 46)



Cosmopolitan Square Din. Firetable

Model w/ Knob Valve: **642-SM-11-V6xC** (shown)

Model w/ Key Valve: **642-xx-11-K6xC**

BTU ratings: 65,000 (NG) / 60,000 (LP)

Finish shown: SM, Smoke

Dimensions: 60" w x 60" d x 29" h

Model w/ AWEIS Valve: **642-xx-11-F6xC**

BTU ratings: 110,000 (NG & LP)

Model with AWEIS includes a Glass Wind Guard.
Accepts a 5 gal. Propane tank inside the unit (not included).



Inverted Dining Firetable

Model w/ Knob Valve: **676-CB-21-V2xC** (shown)

Model w/ Key Valve: **676-xx-21-K2xC**

BTU ratings: 60,000 (NG) / 50,000 (LP)

Finish shown: CB, Café Blanco (w/granite inserts)

Dimensions: 60" diameter x 29" h

Accepts a 5 gal. Propane tank inside the unit (not included).



Lotus Dining Firetable

Model w/ Knob Valve: **652-BA-13-V2xC** (shown)

Model w/ Key Valve: **652-xx-13-K2xC**

BTU ratings: 60,000 (NG) / 50,000 (LP)

Finish shown: BA, Black Lava (w/polished top)

Dimensions: 48" diameter x 29" h

Accepts a 5 gal. Propane tank inside the unit (not included).



Fiesta Dining Firetable

Model w/ Knob Valve: **775-SD-11-V2xC** (shown)

Model w/ Key Valve: **775-xx-11-K2xC**

BTU ratings: 60,000 (NG) / 50,000 (LP)

Finish shown: SD, Sedona

Dimensions: 54" diameter x 28" h

Fiesta Firetables include nylon cover for Propane tank.
Accepts a 5 gal. Propane tank inside the unit (not included).



Lotus Bar Firetable

Model w/ Knob Valve: **655-CB-13-V2xC** (shown)

Model w/ Key Valve: **655-xx-13-K2xC**

BTU ratings: 60,000 (NG) / 50,000 (LP)

Finish shown: CB, Café Blanco (w/polished top)

Dimensions: 48" diameter x 42" h

Accepts a 5 gal. Propane tank inside the unit (not included).

See pages 38 - 41 for available media, pages 42, 43, 44, & 46 for accessories and page 47 for finish options.



Silver Pine
Finish (SP)

Reclaimed Wood Collection

French Barrel Oak
Finish (FO)

*Pictured above: Reclaimed Wood Cosmopolitan Round Firetable [645-BA-FO(-SP)-V2xC]
with Black Lava Base and Greige Creekstones (CSTN-20-G)*



Reclaimed Wood Bordeaux Square Fire Bowl*

Model w/ Knob Valve: **430-FO-FO-V6xC** (shown)
 Model w/ Key Valve: **430-xx-FO-K6xC**
 BTU ratings: 65,000 (NG) / 60,000 (LP)
 Finish shown: FO, French Barrel Oak
 Dimensions: 36" w x 36" d x 15 1/4" h



Reclaimed Wood Contempo Square*

Model w/ Knob Valve: **784-BA-FO-V2xC** (shown)
 Model w/ Key Valve: **784-BA-xx-K2xC**
 BTU ratings: 60,000 (NG) / 50,000 (LP)
 Table top shown: FO, French Barrel Oak
 Dimensions: 44" w x 44" d x 15 1/2" h

Model w/ AWEIS Valve: **784-BA-xx-F2xC** †
 BTU ratings: 90,000 (NG) / 80,000 (LP)



Reclaimed Wood Contempo Rectangle*

Model w/ Knob Valve: **783-BA-SP-V4xC** (shown)
 Model w/ Key Valve: **783-BA-xx-K4xC**
 BTU ratings: 60,000 (NG) / 50,000 (LP)
 Table top shown: SP, Silver Pine
 Dimensions: 52" w x 36" d x 15 1/2" h

Model w/ AWEIS Valve: **783-BA-xx-F4xC** †
 BTU ratings: 90,000 (NG) / 80,000 (LP)



#8510-BA-FO (see pg. 46)

Reclaimed Wood Contempo Round*

Model w/ Knob Valve: **782-BA-FO-V2xC** (shown)
 Model w/ Key Valve: **782-BA-xx-K2xC**
 BTU ratings: 60,000 (NG) / 50,000 (LP)
 Table top shown: FO, French Barrel Oak
 Dimensions: 47" diameter x 15 1/2" h

Model w/ AWEIS Valve: **782-BA-xx-F2xC** †
 BTU ratings: 90,000 (NG) / 80,000 (LP)

† Firetables with All Weather Electronic Ignition System (AWEIS) include a Glass Wind Guard.

* Cannot accommodate a Propane tank inside the unit, see page 46 for matching tank housing options.

Reclaimed Wood Collection

The Reclaimed Wood Collection features two table-top styles, a rustic French Barrel Oak finish (FO) and a weathered Silver Pine finish (SP), with two contemporary base options, the Cosmopolitan tapered style and the low profile Contempo style. Both options feature the Black Lava finish and black burner pans providing a uniquely rustic look to any decor.

These Firetables create the perfect ambiance for enjoying an outdoor meal or cocktail while also keeping you warm from the evening chill. Fuel options include Natural Gas or Propane (Cosmo bases have a removable door to house a 5 gallon propane tank inside), for Contempo style firetables with Propane, a matching Tank/End Table is available (see pg. 46).

Feature Highlights

- "Reclaimed Wood" style table top
- Handcrafted from innovative Glass Fiber Reinforced Concrete (GFRC)
- Stainless steel burner with black burner pan
- Optional 110V All Weather Electronic Ignition System (AWEIS) with remote (excluding Bordeaux Square Fire Bowl)
- Access door to accommodate a 5 gal. Propane tank (Cosmopolitan models)
- Available for Natural Gas or Propane

AWEIS ignition system



NEW



Reclaimed Wood Cosmo Square

Model w/ Knob Valve: **640-BA-SP-V2xC** (shown)
 Model w/ Key Valve: **640-BA-xx-K2xC**
 BTU ratings: 60,000 (NG) / 50,000 (LP)
 Table top shown: SP, Silver Pine
 Dimensions: 36" w x 36" d x 24" h

Model w/ AWEIS Valve: **640-BA-xx-F2xC**†
 BTU ratings: 90,000 (NG) / 80,000 (LP)

Accepts a 5 gal. Propane tank inside the unit (not included).



Reclaimed Wood Cosmo Rectangle

Model w/ Knob Valve: **635-BA-FO-V4xC** (shown)
 Model w/ Key Valve: **635-BA-xx-K4xC**
 BTU ratings: 60,000 (NG) / 50,000 (LP)
 Table top shown: FO, French Barrel Oak
 Dimensions: 54" w x 36" d x 24" h

Model w/ AWEIS Valve: **635-BA-xx-F4xC**†
 BTU ratings: 90,000 (NG) / 80,000 (LP)

Accepts a 5 gal. Propane tank inside the unit (not included).



Reclaimed Wood Cosmo Sq. Dining

Model w/ Knob Valve: **642-BA-FO-V6xC** (shown)
 Model w/ Key Valve: **642-BA-xx-K6xC**
 BTU ratings: 65,000 (NG) / 60,000 (LP)
 Table top shown: FO, French Barrel Oak
 Dimensions: 60" w x 60" d x 29" h

Model w/ AWEIS Valve: **642-BA-xx-F6xC**†
 BTU ratings: 110,000 (NG & LP)

Accepts a 5 gal. Propane tank inside the unit (not included).



† Firetables with AWEIS ignition include a Glass Wind Guard.



Reclaimed Wood Cosmo Round

Model w/ Knob Valve: **645-BA-SP-V2xC** (shown)
 Model w/ Key Valve: **645-BA-xx-K2xC**
 BTU ratings: 60,000 (NG) / 50,000 (LP)
 Table top shown: SP, Silver Pine
 Dimensions: 48" diameter x 24" h

Model w/ AWEIS Valve: **645-BA-xx-F2xC**†
 BTU ratings: 90,000 (NG) / 80,000 (LP)

Accepts a 5 gal. Propane tank inside the unit (not included).

See pages 38 - 41 for available media and pages 42, 43, 44, & 46 for accessories.

Fire Bowls



Pictured above: 36" Fire Bowl (732-CB-11-V6xC) in Café Blanco Finish with Copper Reflective Fyre Glass (2-GL-40-QR)

American Fyre Designs™ Fire Bowls are the hottest trend right now because of their simple, contemporary design and versatility of uses. With a variety of different styles and sizes, these Fire Bowls are easily incorporated into any style or size of outdoor space. The Fire Bowls have a riser at the bottom to elevate them slightly off the ground. Handcrafted from glass fiber reinforced concrete (GFRC), the Fire Bowls come in a variety of different colors and textures. Choose Natural Gas or Propane.

Feature Highlights

- Contemporary design
- Handcrafted from innovative Glass Fiber Reinforced Concrete (GFRC)
- 16" stainless steel burner
- Optional 110V All Weather Electronic Ignition System (AWEIS) with remote
- Available for Natural Gas or Propane
- 48" Fire Bowl includes a removable door to house a 5 gal. Propane tank (see pg. 46 for tank housing options for 32" & 36" Fire Bowls)

All Weather Electronic Ignition System



New All Weather Electronic Ignition System (AWEIS) includes Hot Surface Ignition, on/off remote control and was developed to operate in harsh weather conditions. This is the most reliable ignition system in the industry with a maximum gas output of 140,000 BTU's per hour.



36" Fire Bowl

Model w/ Knob Valve: **732-SD-11-V6xC** (shown)
 Model w/ Key Valve: **732-xx-11-K6xC**
 BTU ratings: 65,000 (NG) / 60,000 (LP)
 Finish shown: SD, Sedona
 Dimensions: 36" diameter x 16"h

Model w/ AWEIS Valve: **732-xx-11-F6xC**
 BTU ratings: 140,000 (NG & LP)



48" Fire Bowl

Model w/ Knob Valve: **731-CB-11-V6xC** (shown)
 Model w/ Key Valve: **731-xx-11-K6xC**
 BTU ratings: 65,000 (NG) / 60,000 (LP)
 Finish shown: CB, Café Blanco
 Dimensions: 48" diameter x 22"h

Model w/ AWEIS Valve: **731-xx-11-F6xC**
 BTU ratings: 140,000 (NG & LP)

Accepts a 5 gal. Propane tank inside the unit (not included).



32" Fire Bowl

Model w/ Knob Valve: **733-SM-11-V6xC** (shown)
 Model w/ Key Valve: **733-xx-11-K6xC**
 BTU ratings: 65,000 (NG) / 60,000 (LP)
 Finish shown: SM, Smoke
 Dimensions: 32" diameter x 16"h

Model w/ AWEIS Valve: **733-xx-11-F6xC**
 BTU ratings: 140,000 (NG & LP)

Bordeaux, Cannes, & Lyon Fire Bowls

Pictured above: Bordeaux Rectangle Fire Bowl (435-SM-11-V4xC) in Smoke Finish with Lava Granules (LF-10 x 3), Mixed Creekstones (CSTN-20-CG), and Desert Sage Branches (BDS-2).



Bordeaux Rectangle Fire Bowl*

Model w/ Knob Valve: **435-SM-11-V4xC** (shown)
 Model w/ Key Valve: **435-xx-11-K4xC**
 BTU ratings: 60,000 (NG) / 50,000 (LP)
 Finish shown: SM, Smoke
 Dimensions: 50" w x 30" d x 16¼" h

Model w/AWEIS: 435-xx-11-F4xC BTU ratings: 90,000 (NG) / 80,000 (LP)
--



Bordeaux Square Fire Bowl*

Model w/ Knob Valve: **430-CB-11-V6xC** (shown)
 Model w/ Key Valve: **430-xx-11-K6xC**
 BTU ratings: 65,000 (NG) / 60,000 (LP)
 Finish shown: CB, Café Blanco
 Dimensions: 36" w x 36" d x 15¼" h



Bordeaux Petite Square Fire Bowl*

Model w/ Knob Valve: **431-SD-11-V6xC** (shown)
 Model w/ Key Valve: **431-xx-11-K6xC**
 BTU ratings: 65,000 (NG) / 60,000 (LP)
 Finish shown: SD, Sedona
 Dimensions: 30" w x 30" d x 12¼" h

* Cannot accommodate a Propane tank inside the unit, see page 46 for matching tank housing options.

Cannes & Lyon Fire Bowls

Feature Highlights

- Contemporary design
- Handcrafted from innovative Glass Fiber Reinforced Concrete (GFRC)
- Stainless steel burner
- Optional 110V All Weather Electronic Ignition System (AWEIS) with remote (Bordeaux Rectangle Fire Bowl only)
- Available for Natural Gas or Propane (Propane models, see page 46 for tank housing options)



All Weather Electronic Ignition System



New All Weather Electronic Ignition System (AWEIS) includes Hot Surface Ignition, on/off remote control and was developed to operate in harsh weather conditions. This is the most reliable ignition system in the industry.
(Available on Bordeaux Rectangle Fire Bowl only)



Cannes Round Cone Bowl*

Model w/ Knob Valve: **410-CB-11-V6xC** (shown)
 Model w/ Key Valve: **410-xx-11-K6xC**
 BTU ratings: 65,000 (NG) / 60,000 (LP)
 Finish shown: CB, Café Blanco
 Dimensions: 36" diameter x 11¼"h



Cannes Petite Round Cone Bowl*

Model w/ Knob Valve: **411-BA-11-V6xC** (shown)
 Model w/ Key Valve: **411-xx-11-K6xC**
 BTU ratings: 65,000 (NG) / 60,000 (LP)
 Finish shown: BA, Black Lava
 Dimensions: 30" diameter x 10"h



Lyon Square Pyramid Bowl*

Model w/ Knob Valve: **420-BA-11-V6xC** (shown)
 Model w/ Key Valve: **420-xx-11-K6xC**
 BTU ratings: 65,000 (NG) / 60,000 (LP)
 Finish shown: BA, Black Lava
 Dimensions: 36"w x 36"d x 12¾"h



Lyon Petite Square Pyramid Bowl*

Model w/ Knob Valve: **421-CB-11-V6xC** (shown)
 Model w/ Key Valve: **421-xx-11-K6xC**
 BTU ratings: 65,000 (NG) / 60,000 (LP)
 Finish shown: CB, Café Blanco
 Dimensions: 30"w x 30"d x 10¼"h

* Cannot accommodate a Propane tank inside the unit, see page 46 for matching tank housing options.

See pages 38 - 41 for available media, pages 43, 44, & 46 for accessories and page 47 for finish options.

Versailles Fire Bowls



*Pictured above:
2 - 48" Versailles Fire Bowls with Water Spouts (741-CB-80-V6xC) in Café Blanco Finish & 2 - 54" Pedestals (8654-CB) in Café Blanco Finish*

Pictured above: 48" Versailles Fire Bowl (741-SD-11-V6xC) in Sedona Finish with Lava Coals (LFC-10)

Versailles Fire Bowls

Versailles Fire Bowls feature a low profile design with ball feet, and a wide opening to accommodate more and varied fire media. Handcrafted from glass fiber reinforced concrete (GFRC), the Versailles Fire Bowls come in a variety of different colors and textures. Fuel options include Natural Gas or Propane.

Three sizes are also available with a water spout to combine running water with dancing flames (plumbing must be locally supplied). Compatible with the Pedestals (see page 27) allowing for additional decorating options.

Feature Highlights

- Handcrafted from innovative Glass Fiber Reinforced Concrete (GFRC)
- Low profile design with ball feet
- 16" stainless steel burner (32", 40" & 48" Models)
- Available with water spout (32", 40" & 48" Models)
- Optional 110V All Weather Electronic Ignition System (AWEIS) (40" & 48" Models)
- Available for Natural Gas or Propane
- Compatible with Pedestals (see pg. 27) and Tank End Tables (see pg. 46)



48" Versailles Fire Bowl

Model w/ Knob Valve: **741-SD-11-V6xC** (shown)
 Model w/ Key Valve: **741-xx-11-K6xC**
 Model w/ Water Spout: **741-xx-80-V(K)6xC**
 BTU ratings: 65,000 (NG) / 60,000 (LP)
 Finish shown: SD, Sedona
 Dimensions: 48" diameter x 15"h

Model w/ AWEIS Valve: **741-xx-11-F6xC**
 BTU ratings: 140,000 (NG & LP)



40" Versailles Fire Bowl

Model w/ Knob Valve: **742-SM-11-V6xC** (shown)
 Model w/ Key Valve: **742-xx-11-K6xC**
 Model w/ Water Spout: **742-xx-80-V(K)6xC**
 BTU ratings: 65,000 (NG) / 60,000 (LP)
 Finish shown: SM, Smoke
 Dimensions: 40" diameter x 14"h

Model w/ AWEIS Valve: **742-xx-11-F6xC**
 BTU ratings: 140,000 (NG & LP)

All Weather Electronic Ignition System



New All Weather Electronic Ignition System (AWEIS) includes Hot Surface Ignition, on/off remote control and was developed to operate in harsh weather conditions. This is the most reliable ignition system in the industry with a maximum gas output of 140,000 BTU's per hour.



32" Versailles Fire Bowl

Model w/ Knob Valve: **743-CB-11-V6xC** (shown)
 Model w/ Key Valve: **743-xx-11-K6xC**
 Model w/ Water Spout: **743-xx-80-V(K)6xC**
 BTU ratings: 65,000 (NG) / 60,000 (LP)
 Finish shown: CB, Café Blanco
 Dimensions: 32" diameter x 11¼"h

Also available, not shown:

24" Versailles Fire Bowl

Model w/ Knob Valve: **745-xx-11-V2xC**
 Model w/ Key Valve: **745-xx-11-K2xC**
 BTU ratings: 60,000 (NG) / 50,000 (LP)
 Dimensions: 24" diameter x 9½"h

See pages 38 - 41 for available media, pages 44 & 46 for accessories and page 47 for finish options.

Marseille Fire Bowls



Pictured above:

- 48" Marseille Fire Bowl with Water Spout (751-BA-80-V6xC) in Black Lava Finish & 54" Pedestal (8654-SD-C) in Sedona Finish
- 40" Marseille Fire Bowl (752-BA-11-V6xC) in Black Lava Finish & 44" Pedestal (8644-SD-C) in Sedona Finish

Pictured above: 40" Marseille Fire Bowl (752-CB-11-V6xC) in Café Blanco Finish with Lava Coals (LFC-10)

Marseille Fire Bowls

The Marseille Fire Bowl offers a simple interpretation of the Fire Bowl concept, with a reduced profile and wider opening to accommodate a larger amount of fire media. Handcrafted from glass fiber reinforced concrete (GFRC), the Marseille Fire Bowls come in a variety of different colors and textures. Fuel options include Natural Gas or Propane.

Three sizes are also available with a water spout to combine running water with dancing flames (plumbing must be locally supplied). Compatible with the Pedestals (see page 27) allowing for additional decorating options.

Feature Highlights

- Handcrafted from innovative Glass Fiber Reinforced Concrete (GFRC)
- Low profile, modern design
- 16" stainless steel burner (32", 40" & 48" Models)
- Available with water spout (32", 40" & 48" Models)
- Optional 110V All Weather Electronic Ignition System (AWEIS) (40" & 48" Models)
- Available for Natural Gas or Propane
- Compatible with Pedestals (see pg. 27) and Tank End Tables (see pg. 46)



48" Marseille Fire Bowl

Model w/ Knob Valve: **751-CB-11-V6xC** (shown)
 Model w/ Key Valve: **751-xx-11-K6xC**
 Model w/ Water Spout: **751-xx-80-V(K)6xC**
 BTU ratings: 65,000 (NG) / 60,000 (LP)
 Finish shown: CB, Café Blanco
 Dimensions: 48" diameter x 10½"h

Model w/ AWEIS Valve: 751-xx-11-F6xC BTU ratings: 140,000 (NG & LP)



40" Marseille Fire Bowl

Model w/ Knob Valve: **752-SD-11-V6xC** (shown)
 Model w/ Key Valve: **752-xx-11-K6xC**
 Model w/ Water Spout: **752-xx-80-V(K)6xC**
 BTU ratings: 65,000 (NG) / 60,000 (LP)
 Finish shown: SD, Sedona
 Dimensions: 40" diameter x 11"h

Model w/ AWEIS Valve: 752-xx-11-F6xC BTU ratings: 140,000 (NG & LP)

All Weather Electronic Ignition System



New All Weather Electronic Ignition System (AWEIS) includes Hot Surface Ignition, on/off remote control and was developed to operate in harsh weather conditions. This is the most reliable ignition system in the industry with a maximum gas output of 140,000 BTU's per hour.



32" Marseille Fire Bowl

Model w/ Knob Valve: **753-SM-11-V6xC** (shown)
 Model w/ Key Valve: **753-xx-11-K6xC**
 Model w/ Water Spout: **753-xx-80-V(K)6xC**
 BTU ratings: 65,000 (NG) / 60,000 (LP)
 Finish shown: SM, Smoke
 Dimensions: 32" diameter x 8½"h

Also available, not shown:

24" Marseille Fire Bowl

Model w/ Knob Valve: **755-xx-11-V2xC**
 Model w/ Key Valve: **755-xx-11-K2xC**
 BTU ratings: 60,000 (NG) / 50,000 (LP)
 Dimensions: 24" diameter x 6½"h

See pages 38 - 41 for available media, pages 44 & 46 for accessories and page 47 for finish options.

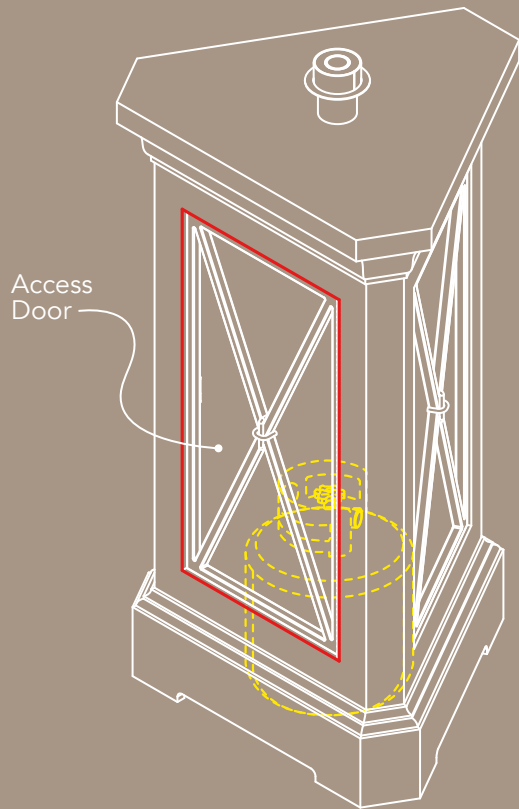
Pedestals



Pictured above:

- 48" Marseille Fire Bowl with Water Spout (751-BA-80-V6xC) in Black Lava Finish & 54" Pedestal (8654-SD-C) in Sedona Finish
- 40" Marseille Fire Bowl (752-BA-11-V6xC) in Black Lava Finish & 44" Pedestal (8644-SD-C) in Sedona Finish

This three-sided Pedestal is made to elevate the fire bowls to add height and grandeur. Made of glass fiber reinforced concrete (GFRC) with a stainless steel "X" set into the side-recessed portions of the pedestal, this item comes in a variety of different colors. The Pedestal accepts a five-gallon Propane tank and is compatible with all Versailles and Marseille Fire Bowls.



Feature Highlights

- Pedestals are compatible with all Versailles and Marseille Fire Bowls (sold separately, see pages 22-25)
- Access door to accommodate a 5 gallon Propane tank (not included)
- Available in Heavy Texture Finishes (see page 47)



44" Pedestal

Model shown: **8644-CB-C**
 Finish shown: **CB, Café Blanco**
 Dimensions: **44"h x 28"w**
 Fire Bowl shown: **742-CB-11-V6xC**

Accepts a 5 gal. Propane tank inside the unit (not included).



54" Pedestal

Model shown: **8654-SM-C**
 Finish shown: **SM, Smoke**
 Dimensions: **54"h x 28"w**
 Fire Bowl shown: **741-SM-11-V6xC**

Accepts a 5 gal. Propane tank inside the unit (not included).

See page 47 for available finish options

Nest Collection



Pictured Above: Three Nest Lanterns (715-SD-11-V1xC) in Sedona Finish

The products in the Nest collection feature brushed stainless steel nest patterns in the design. The bodies of these pieces are made from glass fiber reinforced concrete (GFRC) and come in a variety of different colors and textures. Fuel options include Natural Gas or self-contained Propane tank.

Glass Wind Guards

Available for Firetables (see pg. 46)



Feature Highlights

- Brushed stainless steel nest pattern
- Handcrafted from innovative Glass Fiber Reinforced Concrete (GFRC)
- Stainless steel burner
- Available for Natural Gas or Propane
- Access door to accommodate a 5 gal. Propane tank inside
- Nest Lantern available with Electronic Ignition valves and wireless remote



Nest Lantern

Model w/ Knob Valve: **715-CB-11-V1xC** (Shown)

Model w/ Key Valve: **715-xx-11-K1xC**

BTU ratings: 30,000 (NG) / 20,000 (LP)

Finish shown: CB, Café Blanco

Dimensions: 16"w x 16"d x 66"h

with EPK Valve -01: **715-xx-11-E1xx** (battery powered)

with Smart Valve -05: **715-xx-11-S1xx** (requires line voltage)

E1 & S1 BTU ratings: 26,000 (NG) / 22,000 (LP)

Accepts a 5 gal. Propane tank inside the unit (not included).



Nest Square Firetable

Model w/ Knob Valve: **711-SM-11-V2xC** (Shown)

Model w/ Key Valve: **711-xx-11-K2xC**

BTU ratings: 60,000 (NG) / 50,000 (LP)

Finish shown: SM, Smoke

Dimensions: 36"w x 36"d x 24"h

Accepts a 5 gal. Propane tank inside the unit (not included).



Nest Rectangle Firetable

Model w/ Knob Valve: **712-SM-11-V4xC** (Shown)

Model w/ Key Valve: **712-xx-11-K4xC**

BTU ratings: 60,000 (NG) / 50,000 (LP)

Finish shown: SM, Smoke

Dimensions: 48"w x 28"d x 24"h

Accepts a 5 gal. Propane tank inside the unit (not included).

See pages 38 - 41 for available media, pages 42, 43, 44, & 46 for accessories and page 47 for finish options.

Fire Urns



Pictured Above: Amphora Fire Urn (660-SD-11-V2xC) in Sedona Finish with Lava Granules (2-LFC-10)

One of our most popular pieces, the Amphora Fire Urn is reminiscent of the Grecian urns of old but features bursts of fire out the top. Several of these can be displayed down a path or placed near a fireplace or other outdoor feature to add sophisticated elegance to your outdoor area. Made from glass fiber reinforced concrete (GFRC), these urns come in a variety of different colors and textures. Fuel options include Natural Gas or self-contained Propane tank (Amphora & Piage Fire Urns are made with a removable door to house a 5 gallon Propane tank).

Feature Highlights

- Handcrafted from innovative Glass Fiber Reinforced Concrete (GFRC)
- 12" stainless steel burner
- Available for Natural Gas or Propane
- Removable door to house a 5 gal. Propane tank (except Etruscan Fire Urn)



Amphora Fire Urn

Model w/ Knob Valve: **660-SD-11-V2xC** (Shown)
 Model w/ Key Valve: **660-xx-11-K2xC**
 BTU ratings: 60,000 (NG) / 50,000 (LP)
 Finish shown: SD, Sedona
 Dimensions: 22" diameter x 29"h
 Accepts a 5 gal. Propane tank inside the unit (not included).



Piage Fire Urn & Pedestal

Model w/ Knob Valve: **765-SD-11-V2xC** (Shown)
 Model w/ Key Valve: **765-xx-11-K2xC**
 BTU ratings: 60,000 (NG) / 50,000 (LP)
 Finish shown: SD, Sedona
 Dimensions: 26"w x 19"d x 58"h
 Accepts a 5 gal. Propane tank inside the unit (not included).



Etruscan Fire Urn

Model w/ Knob Valve: **762-BA-11-V2xC** (Shown)
 Model w/ Key Valve: **762-xx-11-K2xC**
 BTU ratings: 60,000 (NG) / 50,000 (LP)
 Finish shown: BA, Black Lava
 Dimensions: 26½" diameter x 27"h

See pages 38 - 41 for available media, pages 42, 44, & 46 for accessories and page 47 for finish options.

Contemporary Fire Urns



Pictured above: Eclipse Fire Urn (520-SM-11-V2xC) in Smoke Finish

Contemporary Fire Urns

New to American Fyre Designs™, the Crest, Wave, and Eclipse Contemporary Fire Urns add warmth and modern styling to your outdoor living space. Made from glass fiber reinforced concrete (GFRC), contemporary urns come in a variety of Heavy Texture Finishes. Choose from Natural Gas or Propane. These urns are made with a removable door to accommodate a 5 gallon Propane tank inside (not included).

Feature Highlights

- Handcrafted from innovative Glass Fiber Reinforced Concrete (GFRC)
- 12" stainless steel burner
- Available for Natural Gas or Propane
- Available with access door to house a 5 gallon Propane tank inside
- Models also available without access door for a cleaner look (*natural gas only*)
- Available in Heavy Texture Finishes



Crest Fire Urn

Model w/ Knob Valve: **510-SM-11-V2xC** (Shown)
Model w/ Key Valve: **510-xx-11-K2xC**
BTU ratings: 60,000 (NG) / 50,000 (LP)
Finish shown: **SM, Smoke**
Dimensions: 23"w x 23"d x 33"h



Eclipse Fire Urn

Model w/ Knob Valve: **520-SM-11-V2xC** (Shown)
Model w/ Key Valve: **520-xx-11-K2xC**
BTU ratings: 60,000 (NG) / 50,000 (LP)
Finish shown: **SM, Smoke**
Dimensions: 23" diameter x 37½"h



Wave Fire Urn

Model w/ Knob Valve: **530-BA-11-V2xC** (Shown)
Model w/ Key Valve: **530-xx-11-K2xC**
BTU ratings: 60,000 (NG) / 50,000 (LP)
Finish shown: **BA, Black Lava**
Dimensions: 20" diameter x 37½"h

See pages 38 - 41 for available media, pages 44 & 46 for accessories and page 47 for finish options.

Louvre Fire Pits



Pictured above: Louvre Long Rectangle Fire Pit (688-CB-11-V8xC) in Café Blanco Finish with Lava Granules (LF-10 x 4) and Mixed Creekstones (CSTN-20-CG).

The Louvre Series of Fire Pits brings a sleek, contemporary look to the classic outdoor fire pit. With options such as glass, creekstones, lava coals, or campfire logs, these fire pits can enhance any backyard. Made from glass fiber reinforced concrete (GFRC), these fire pits come in a variety of different colors. Fuel options include Natural Gas or Propane.

All Weather Electronic Ignition System



NEW

New All Weather Electronic Ignition System (AWEIS) includes Hot Surface Ignition, on/off remote control and was developed to operate in harsh weather conditions. This is the most reliable ignition system in the industry.

Feature Highlights

- Handcrafted from innovative Glass Fiber Reinforced Concrete (GFRC)
- Simple design for contemporary décor
- Stainless steel burner
- Optional 110V All Weather Electronic Ignition System (AWEIS) with remote
- Available for Natural Gas or Propane (Propane models, see page 46 for tank housing options)



Louvre Round Fire Pit

Model w/ Knob Valve: **686-CB-11-V6xC** (Shown)
 Model w/ Key Valve: **686-xx-11-K6xC**
 BTU ratings: 65,000 (NG) / 60,000 (LP)
 Finish shown: CB, Café Blanco
 Dimensions: 48" diameter x 15½"h

Model w/ AWEIS Valve: **686-xx-11-F6xC**
 BTU ratings: 140,000 (NG & LP)



Louvre Long Rectangle Fire Pit

Model w/ Knob Valve: **688-CB-11-V8xC** (Shown)
 Model w/ Key Valve: **688-xx-11-K8xC**
 BTU ratings: 65,000 (NG) / 60,000 (LP)
 Finish shown: CB, Café Blanco
 Dimensions: 72"w x 30"d x 15½"h

Model w/ AWEIS Valve: **688-xx-11-F8xC**
 BTU ratings: 120,000 (NG) / 110,000 (LP)



Louvre Rectangle Fire Pit

Model w/ Knob Valve: **689-BA-11-V7xC** (Shown)
 Model w/ Key Valve: **689-xx-11-K7xC**
 BTU ratings: 65,000 (NG) / 60,000 (LP)
 Finish shown: BA, Black Lava
 Dimensions: 56"w x 30"d x 15½"h

Model w/ AWEIS Valve: **689-xx-11-F7xC**
 BTU ratings: 100,000 (NG) / 90,000 (LP)

See pages 38 - 41 for available media, pages 44 & 46 for accessories and page 47 for finish options.

Fire Pits

All Weather Electronic Ignition System



NEW

New All Weather Electronic Ignition System (AWEIS) includes Hot Surface Ignition, on/off remote control and was developed to operate in harsh weather conditions. This is the most reliable ignition system in the industry with a maximum gas output of 140,000 BTU's per hour.

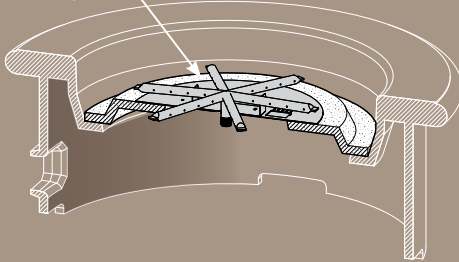


Pictured above: Contractor's Model Fire Pit (685-CB-11-V6xC) in Café Blanco Finish w/stone veneer

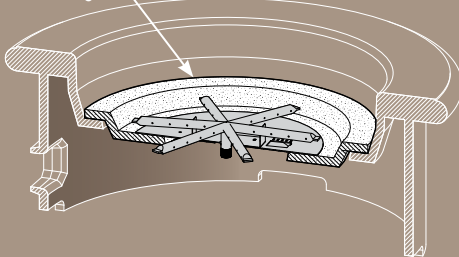
Our artistically-designed fire pits add style and design to the classic outdoor fire pit. The Chiseled Fire Pit has a rough hewn concrete exterior and smooth rim around the top. The El Dorado Fire Pit has a smooth concrete exterior and smooth rim around the top. The Contractor's Model comes as a blank slate for you to customize and design your way by adding your own stone, tile or other veneer. Made from glass fiber reinforced concrete (GFRC), these fire pits come in a variety of different colors. Fuel options include Natural Gas or Propane.

"Reversible Floor"

High configuration recommended for higher stack or flame (better for glass).



Low configuration recommended for lower stack or flame (better for logs).



Feature Highlights

- Handcrafted from innovative Glass Fiber Reinforced Concrete (GFRC)
- 16" stainless steel burner
- New "reversible floor" design to suit your décor needs
- Optional 110V All Weather Electronic Ignition System (AWEIS) with remote
- Available for Natural Gas or Propane (*Propane models, see page 46 for tank housing options*)



Chiseled Fire Pit

Model w/ Knob Valve: **680-SD-11-V6xC** (Shown)
 Model w/ Key Valve: **680-xx-11-K6xC**
 BTU ratings: 65,000 (NG) / 60,000 (LP)
 Finish shown: SD, Sedona
 Dimensions: 39" diameter x 14½"h

Model w/ AWEIS Valve: **680-xx-11-F6xC**
 BTU ratings: 140,000 (NG & LP)



El Dorado Fire Pit

Model w/ Knob Valve: **681-CB-11-V6xC** (Shown)
 Model w/ Key Valve: **681-xx-11-K6xC**
 BTU ratings: 65,000 (NG) / 60,000 (LP)
 Finish shown: CB, Café Blanco
 Dimensions: 39" diameter x 14½"h

Model w/ AWEIS Valve: **681-xx-11-F6xC**
 BTU ratings: 140,000 (NG & LP)



Contractor's Model Fire Pit

Model w/ Knob Valve: **685-CB-11-V6xC** (Shown)
 Model w/ Key Valve: **685-xx-11-K6xC**
 BTU ratings: 65,000 (NG) / 60,000 (LP)
 Finish shown: CB, Café Blanco
 Dimensions: 39" diameter x 14½"h

Model w/ AWEIS Valve: **685-xx-11-F6xC**
 BTU ratings: 140,000 (NG & LP)

Add your own stone veneer for a custom look

Glass Media



Fyre Glass



GL-xx-F
Azuria



GL-xx-B
Black



GL-xx-Z
Bronze



GL-xx-N
Caribbean Blue



GL-xx-C
Clear



GL-xx-E
Emerald



GL-xx-W
Star Fyre

Reflective Fyre Glass



GL-xx-FR
Azuria
Reflective



GL-xx-BR
Black
Reflective



GL-xx-ZR
Bronze
Reflective



GL-xx-NR
Caribbean Blue
Reflective



GL-xx-QR
Copper
Reflective



GL-xx-ER
Emerald
Reflective



GL-xx-HR
Gold
Reflective



GL-xx-CR
Champagne
Reflective

Fyre Gems



GLG-xx-B
Black Granite



GLG-xx-J
Black Pearl



GLG-xx-T
Blue Topaz



GLG-xx-D
Champagne



GLG-xx-A
Deep Amber



GLG-xx-E
Emerald



GLG-xx-C
Glacier



GLG-xx-M
Mint



GLG-xx-S
Sapphire



GLG-xx-RY
Ruby

Diamond Nuggets



GLD-xx-C
Clear



GLD-xx-SB
Steel Blue



GLD-xx-R
Rosé



GLD-xx-E
Emerald



GLD-xx-PB
Pacific Blue



GLD-xx-DB
Deep Black



GLD-xx-BL
Black Luster

Due to the manufacturing process, glass color shade and density will vary.

Gas Logs, Stones, & Lava Media



Shown: CHD-24

Charred Oak (Vented)*

Model: **CHD-xx**



Shown: CHFR-24

Charred Frontier Oak (Vent-Free)*

Model: **CHFR-xx**



NEW

Back Country Oak

Model: **BCO-27**



NEW

Desert Sage

Model: **DS-27**



Shown: G45-24-NA-SS

G45 S.S. Vented Gas Log Burner*

Model #	Description
G45-xx-SS	Match-Lit (NG only)
G45-xx-N(P)A-SS	w/ Assembled Valve



Shown: G10-24/30-SS

G10 S.S. Vent-Free Gas Log Burner*

Model #	Description
G10-xx(P)-SS	Manual
G10-xx-12(P)-SS	w/ ON/OFF Remote
G10-xx-15(P)-SS	w/ Variable Remote
G10-xx-01V(P)-SS	w/ Electronic Remote



Shown: G45-GL-30-SS

G45 S.S. Vented Glass Burner*

Model #	Description
G45-GL-xx-SS	Match-Lit (NG only)
G45-GL-xx-N(P)A-SS	w/ Assembled Valve



Shown: G21-GL-24-12

G21 Contemporary Vent-Free Burner*

Model #	Description
G21-GL-xx-12(P)	w/ ON/OFF Remote
G21-GL-xxG-12(P)	w/ ON/OFF Remote & Gold Trim

Accommodates Fyre Glass & Fyre Gems only.

* Gas log sets and Burner Kits are available in multiple sizes and are to be used **with Fireplaces only.**

Gas Logs, Stones & Lava Media



Prairie Oak

Model: **PRO-27**



Beachwood Logs w/Stones

Model: **OCBW-34**



Campfire Logs w/Wood Chips

Model: **OCL-34**



36-pc. Wood Chunks

Model: **WCD-36**



Charred Branches

Model: **BDC-4**



Desert Sage Branches

Model: **BDS-2**



10-pc. River Rock Fyre Stones

Model: **STN-10**



20-pc. Designer River Rock Fyre Stones

Model: **STN-20**



Creekstones Greige

20 lbs. (Approx. 140 pcs.)

Model: **CSTN-20-G**



Creekstones Cloud

20 lbs. (Approx. 140 pcs.)

Model: **CSTN-20-C**



Creekstones Mixed

20 lbs. (Approx. 140 pcs.)

Model: **CSTN-20-CG**



Creekstones Black

20 lbs. (Approx. 140 pcs.)

Model: **CSTN-20-B**



Volcanic Stones

Model: **VS-25**



Lava Coals

Model: **LFC-10**



Lava Granules

Model: **LF-10**

Protective Covers

GFRC Covers

Manufactured out of the same Glass Fiber Reinforced Concrete (GFRC), these protective covers are designed to fit over the firetable opening protecting the burner assembly against wind and rain. They also provide additional table surface when the burner is not in use.

Fabric Covers

Manufactured with a heavy duty, multi-layer PVC exterior, these covers are custom fit for selected Firetables, Fire Bowls, Fire Urns and the Nest Lantern. The black PVC material has been tested and proven for color-fastness.

Additional GFRC Covers (not pictured)

- 8105-xx** • Contempo Round Firetable
- 8106-xx** • Amphora Fire Urn
- 8107-xx** • Etruscan Fire Urn
- 8108-xx** • Piage Fire Urn
- 8121-xx** • Nest Square Firetable
- 8122-xx** • Voro Firetable
- 8123-xx** • Cosmopolitan Square Dining Firetable
- 8125-xx** • Contempo Square Firetable

GFRC Covers



Round GFRC Cover

Model: **8100-xx**

- Fits:
- Chat Ht. Octagon Firetable
 - Fiesta Firetables
 - Inverted Firetables
 - Amphora Firetables
 - Cosmopolitan Round Firetable



Square GFRC Cover

Model: **8120-xx**

- Fits:
- Cosmopolitan Square Firetable
 - Voro Firetable
 - Nest Firetable
 - Contempo Square Firetable



Rectangular GFRC Cover

Model: **8110-xx**

- Fits:
- Rectangular Firetable
 - Nest Rectangular Firetable
 - Cosmopolitan Rectangle Firetable
 - Contempo Rectangle Firetable



Reclaimed Wood GFRC Covers

Model: _____ Fits: _____

- 8100-FO (-SP)** • Cosmo Round Firetable
- 8110-FO (-SP)** • Cosmo Rectangle Firetable
- 8120-FO (-SP)** • Cosmo Square Firetable
- 8123-FO (-SP)** • Cosmo Sq. Dining Firetable

*Reclaimed Wood Finishes:
French Barrel Oak (FO) and Silver Pine (SP)*



54"/60" Round Firetable Cover

Model: **8131A**

- Fits:
- Chat Height Octagon Firetable
 - Fiesta Firetables
 - Inverted Dining Firetable



36" Square Firetable Cover

Model: **8132A**

- Fits:
- Cosmopolitan Square Firetable
 - Voro Firetable
 - Nest Firetable
 - Bordeaux Square Fire Bowls
 - Lyon Square Pyramid Fire Bowls



48" Round Firetable Cover

Model: **8135A**

- Fits:
- Amphora Firetable
 - Inverted Firetable
 - Cosmopolitan Round Firetable
 - 48" Fire Bowl



Rectangular Firetable Cover

Model: **8136A**

- Fits:
- Rectangular Firetable
 - Nest Rectangular Firetable

Model: **8138A**

- Fits:
- Cosmopolitan Rectangle Firetable



60" Square Firetable Cover

Model: **8137A**

- Fits:
- Cosmopolitan Square Dining Firetable

Additional Covers not pictured

Model:	Fits:
8139A	• Contempo Rectangle Firetable
8144A	• Milan Linear Firetable
8145A	• Milan Linear Fireplace
5110-13-20	• 5 gallon Propane Tank

Fabric Protective Covers



32" Fire Bowl Cover

Model: **8142A**

- Fits:
- 32" Fire Bowl
 - 32" Versailles Fire Bowl
 - 32" Marseille Fire Bowl
 - Cannes Petite Round Cone Bowl



40" Fire Bowl/Fire Pit Cover

Model: **8140A**

- Fits:
- 36" Fire Bowl
 - 40" Versailles Fire Bowl
 - 40" Marseille Fire Bowl
 - Chiseled Fire Pit
 - El Dorado Fire Pit
 - Contractor's Model Fire Pit
 - Cannes Round Cone Bowl



48" Round Firetable/Bowl Cover

Model: **8143A**

- Fits:
- Lotus Firetables
 - Contempo Round Firetable
 - 48" Versailles Fire Bowl
 - 48" Marseille Fire Bowl
 - Louvre Round Fire Pit



Nest Lantern Cover

Model: **8134A**

- Fits:
- Nest Lantern



Fire Urn Cover

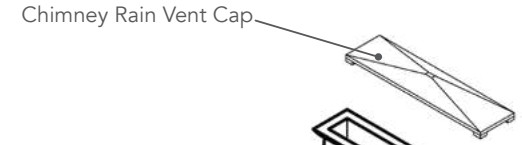
Model: **8141A**

- Fits:
- Amphora Fire Urn
 - Etruscan Fire Urn
 - Piage Fire Urn
 - Eclipse Fire Urn
 - Wave Fire Urn

Fireplace Accessories

Complement your fireplace with optional accessories custom made for each fireplace model. From Chimney Rain Vent Caps to Mesh Screens featuring Wrought Iron Scroll accents as well as GFRC Protector Plates, each accessory is expertly crafted with the same attention to detail and care as our fireplaces.

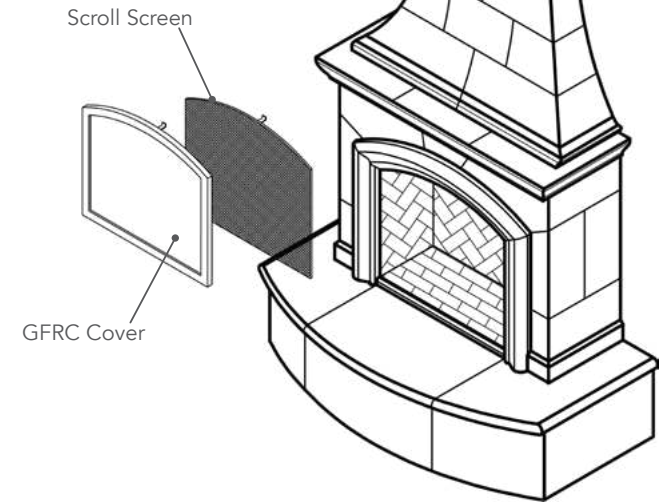
Chimney Rain Vent Cap



Protector Plate



Scroll Screen



GFRC Protector Plates



Model shown: **8200-CB**

- Fits:
- Phoenix
 - Phoenix w/Back Venting
 - Grand Phoenix
 - Mariposa
 - Grand Mariposa



Model shown: **8205-CB**

- Fits:
- Petite Cordova
 - Grand Petite Cordova



Model shown: **8210-CB**

- Fits:
- Cordova
 - Reduced Cordova
 - Grand Cordova



Model shown: **8220-CB**

- Fits:
- Chica

Accessories

Glass Wind Guards



Square Glass Wind Guard

Model: **8202-WG**

- Cosmopolitan Square Firetable
- Voro Firetable
- Nest Square Firetable

Model: **8210-WG**

- Cosmo Square Dining Firetables



Round Glass Wind Guard

Model: **8208-WG**

- All Round Firetables



Rectangular Glass Wind Guard

Model: **8204-WG**

- Cosmopolitan Rectangle Firetable
- Rectangular Firetable
- Nest Rectangular Firetable



Firefall Glass Wind Guard

Model: **8206-WG**

- Large Firefall
- Small Firefall

Tank/End Tables



Amphora Tank/End Table

Model shown: **8500-CB**

Finish shown: **CB, Café Blanco**

Dimensions: **24" dia. x 19¼"h**



Contempo Tank/End Table

Model shown: **8510-SD**

Finish shown: **SD, Sedona**

Dimensions: **17" dia. x 19¼"h**



Rain Drum Tank/End Table

Model shown: **8199-CB**

Finish shown: **CB, Café Blanco**

Dimensions: **21¼" dia. x 22¼"h**



**Reclaimed Wood
Contempo Tank/End Table**

Model shown: **8510-BA-FO (-SP)**

Top shown: **FO, French Barrel Oak**

Dimensions: **17" dia. x 19¼"h**

Note: Top also available in Silver Pine (SP) finish (model #: 8510-BA-SP); base in Black Lava (BA) finish only.



**10 ft. Propane
Extension Hose**

Model: **5110-26**


Heavy Texture Finishes



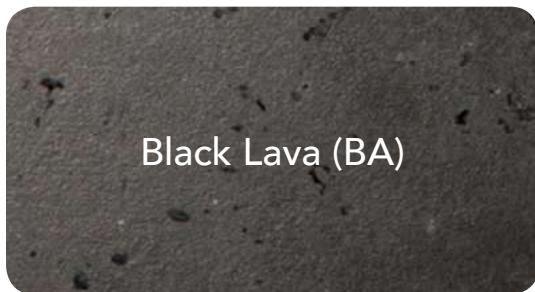
Café Blanco (CB)



Sedona (SD)



Smoke (SM)



Black Lava (BA)

Table tops



Tropical Brown Granite
(21)



French Barrel Oak
(FO)



Silver Pine
(SP)



Earth-tone Small Pebbles
(51 & 52)



Polished Table Top
(13)

Product Description	Finishes		Optional Table Tops			
	Heavy Texture	Granite Insert	French Barrel Oak	Silver Pine	Artisan Glass	Polished
Fireplaces						
Cordova Fireplace	●					
Reduced Cordova Fireplace	●					
Petite Cordova Fireplace	●					
Grand Cordova Fireplace	●					
Grand Petite Cordova Fireplace	●					
Phoenix Fireplace	●					
Phoenix Fireplace w/Back Venting	●					
Grand Phoenix Fireplace	●					
Mariposa Fireplace	●					
Grand Mariposa Fireplace	●					
Chica Fireplace	●					
Manhattan Fireplace	●					
Milan See-Thru Fireplace	●					
Contractor's Model Fireplace	●	White Concrete only				
Contractor's Model w/Moulding	●					
Firefalls						
Large Firefalls (back wall)	●				●	
Small Firefalls (back wall)	●				●	
Firetables						
Amphora Firetables	●	●			●	
Contempo Firetables*	●		●	●		
Cosmopolitan Firetables*	●		●	●		
Fiesta Firetables	●					
Inverted Firetables**	●	●			●	
Lotus Firetables	●					●
Milan Linear Firetables	●					
Nest Firetables	●					
Octagon Firetables	●	●				
Rectangular Firetable	●					
Versailles Firetable	●					
Voro Firetable	●					
Fire Bowls						
Fire Bowls	●					
Versailles Fire Bowls	●					
Marseille Fire Bowls	●					
Cannes Cone Fire Bowls	●					
Lyon Pyramid Fire Bowls	●					
Bordeaux Fire Bowls	●					
Reclaimed Wood Bordeaux Fire Bowl			●	●		
Pedestals	●					
Fire Pits						
Chiseled Fire Pit	●					
El Dorado Fire Pit	●					
Contractor's Model Fire Pit	●					
Louvre Fire Pits	●					
Fire Urns & Lantern						
Amphora Fire Urn	●					
Etruscan Fire Urn	●					
Piaget Fire Urn & Pedestal	●					
Eclipse Fire Urn	●					
Wave Fire Urn	●					
Crest Fire Urn	●					
Nest Lantern	●					

* Bases on Reclaimed Wood Firetables are available in Black Lava (BA) finish only.

**Artisan Glass Table Top Option is not available for Inverted Dining Firetable.

Note: American Fyre Designs™ products are individually handcrafted and finishes shown are subject to slight texture and color variation.

AMERICAN FYRE DESIGNS™ LIMITED WARRANTY HIGHLIGHTS

THREE (3) YEAR WARRANTY

AMERICAN FYRE DESIGNS™ EXTERIOR (GFRC) FIRE FEATURES AND ACCESSORIES ARE WARRANTED FOR **THREE (3) YEARS**

ONE (1) YEAR WARRANTY

ALL AMERICAN FYRE DESIGNS™ VALVES, BURNERS, ELECTRICAL COMPONENTS, AND CONTROLS (EXCLUDING BATTERIES) ARE WARRANTED FOR **ONE (1) YEAR**

THIS WARRANTY APPLIES TO THE ORIGINAL PURCHASER WITH INVOICE OR PROOF OF PURCHASE AND TO SINGLE FAMILY RESIDENTIAL USE ONLY. FOR ADDITIONAL INFORMATION REGARDING THIS WARRANTY, OR TO PLACE A WARRANTY CLAIM CONTACT YOUR AUTHORIZED AMERICAN FYRE DESIGNS™ DEALER

Diagrams, illustrations and photographs are not to scale – consult installation instructions.

Product designs, materials, dimensions, specifications, colors and prices are subject to change or discontinuance without notice.

**AMERICAN
FYRE DESIGNS™**
outdoor Products collection

14724 Proctor Ave • City of Industry, CA 91746

Phone (626) 369-5085 • Fax (626) 369-5979

www.americanfyredesigns.com