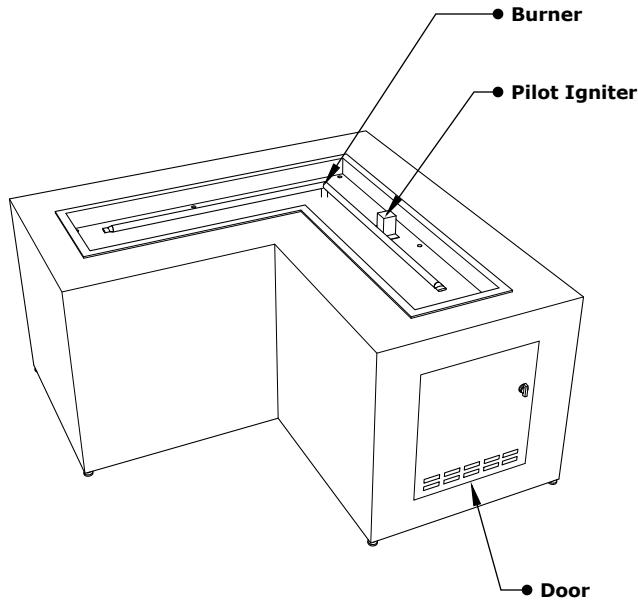
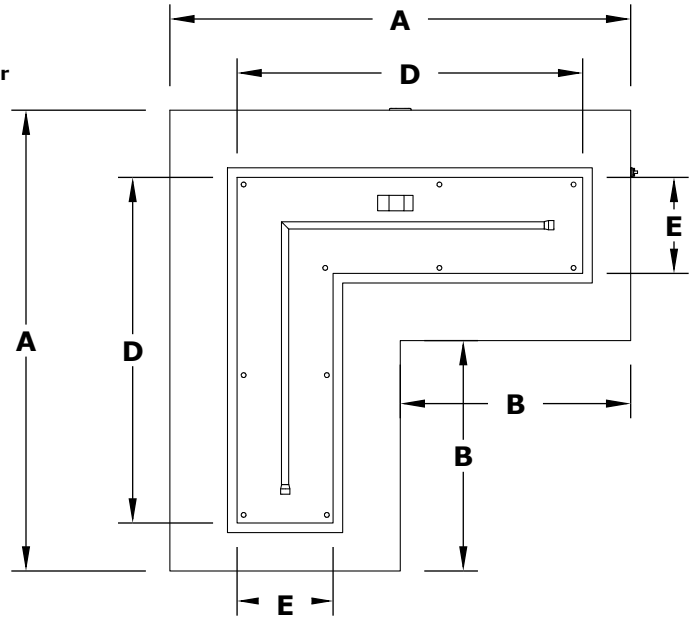


WHITNEY FIRE PIT

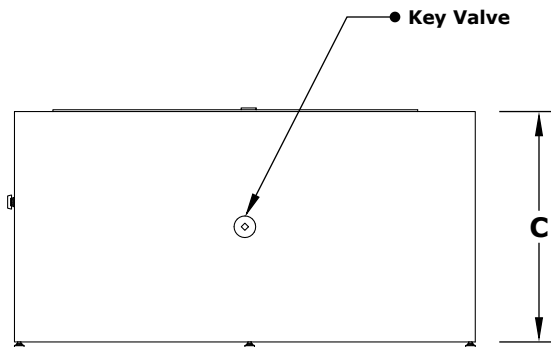
Galvanized Steel



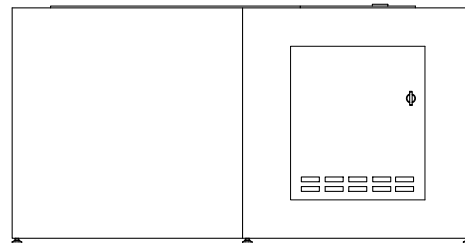
ISOMETRIC VIEW



TOP VIEW



RIGHT SIDE VIEW



FRONT SIDE VIEW

PART NUMBER	A	B	C	D	E	BTU
OPT-WHTPC48	48"	24"	24"	36"	12"	65,000
OPT-WHTPC60	60"	36"	24"	48"	12"	65,000
OPT-WHTPC72	72"	48"	24"	60"	12"	65,000
OPT-WHTPC48EKIT	48"	24"	24"	36"	12"	65,000
OPT-WHTPC60EKIT	60"	36"	24"	48"	12"	65,000
OPT-WHTPC72EKIT	72"	48"	24"	60"	12"	65,000

Fire Pit Material: Galvanized Steel
 Pan Material: 304 Stainless Steel
 Burner Material: 304 Stainless Steel

Standard 1" Flange on all pans
 Standard 2" Depth on all pans
110V ELECTRONIC IGNITION
 ANSI Z21.97-(2017) / CSA 2.41-(2017)



Match Lit Unit Includes: Pan, Burner, Gas Orifice, Gas Hoses, Key Valve, Key,
 110v Ignition Unit Includes: Pan, Burner, Gas Orifice, Gas Hoses, Key Valve, Key, Plug & Play Electronic Valve, Pilot Igniter.

Proprietary & Confidential: The information contained in this drawing is the sole property of The Outdoor Plus. Any reproduction or as a whole without written permission of The Outdoor Plus is prohibited.